

2010

Mental
Illness
in Jails
Report

Compensation Board
November 1, 2010

Compensation Board Mental Illness in Jails Report (2010)

Authority:

Virginia Acts of Assembly, 2010 Session, Chapter 874
§53.1-83.1, §53.1-84 and §53.1-85, Code of Virginia

Item 67.30, Paragraph K. "The Compensation Board shall provide an annual report on the number and diagnoses of inmates with mental illnesses in local and regional jails, the treatment services provided, and expenditures on jail mental health programs. The report shall be prepared in cooperation with the Virginia Sheriff's Association, the Virginia Association of Regional Jails, the Virginia Association of Community Services Boards, and the [Virginia Department of Behavioral Health and Development Services], and shall be coordinated with the data submissions required for the annual jail cost report. Copies of this report shall be provided by November 1 each year to the Governor, Director, Department of Planning and Budget, and the Chairman of the Senate Finance and House Appropriations Committees."

Executive Summary:

A survey of mental illness in Virginia jails was developed by the Department of Behavioral Health & Development Services (DBHDS) and staff of the Senate Finance Committee and Compensation Board. The Compensation Board posted the mental health survey on its website in August 2010 for completion by Compensation Board funded local and regional jails. With the support of the Virginia Sheriffs' Association and the Virginia Association of Regional Jails, the Compensation Board received completed surveys from 67 out of 68 local and regional jails. No data was received from Newport News City Jail Farm. This jail indicated that all mentally ill offenders are held at the Newport News City Jail. Surveys were received from Petersburg City Jail and Alleghany Regional Jail but were excluded from the cohort of survey jails as they also indicated they do not hold mentally ill offenders. The goal of the survey was to provide information to the Virginia General Assembly, the Compensation Board and the DBHDS regarding jail resource needs for appropriately managing inmates with mental illness. Survey questions directed jail personnel to report data as reflected for the month of July 2010, or for FY2010. The data provided in this report is reflective only of local and state responsible inmates housed in local and regional jails and does not include federal inmates or contract inmates from other states. The data in this report is as reported to the Compensation Board by the local and regional jails in their 2010 mental health survey, submitted as of August 20, 2010. With the exclusion of Newport News City Jail Farm, Petersburg City Jail, and Alleghany Regional Jail, data from **65** out of **68** local and regional jails was used in this report.

Population & Demographics in Jails

The Compensation Board provided a mental illness survey for completion by all local and regional jails requesting statistical information for the month of July, 2010, such as screening and assessment, diagnoses, housing, and most serious offense type of mentally ill inmates. The survey also collects data regarding inmates' access to mental health programs and assistance in the facility, including medication and treatment. In addition, the survey is used to determine the providers of screening/assessment and treatment in each facility, whether they are private mental health professionals, Community Services Board (CSB) staff, or jail staff. In addition, jails also report their method of housing data regarding the mentally ill population and the amount of mental health and/or Crisis Intervention Training provided to the jail staff, if any. Lastly, jails are asked to provide the fiscal year cost of all mental health services and medications.

Data gleaned from surveys of **65** out of **68** local and regional jails is included in this report.

Based upon LIDS data for the month of July 2010 there was an Average Daily Population (ADP) of **6,420** State Responsible (SR) and **19,384** Local Responsible (LR) inmates confined in local and regional jails in the Commonwealth of Virginia, not including the **3** jails excluded from this report. A Local Responsible Inmate (LR) is any person arrested on a state warrant and incarcerated in a local correctional facility prior to trial, any person convicted of a misdemeanor offense and sentenced to a term in a local correctional facility, or any person convicted of a felony offense and given an effective sentence of (i) twelve months or less or (ii) less than one year. A State Responsible Inmate (SR) is any person convicted of one or more felony offenses and (a) the sum of consecutive effective sentences for felonies, committed on or after January 1, 1995, is (i) more than twelve months or (ii) one year or more, or (b) the sum of consecutive effective sentences for felonies, committed before January 1, 1995, is more than two years. Information provided in this report does not include inmates held for any federal or out-of-state authority.

Of these **25,804** inmates, **30%** were Pre-Trial and **70%** were Post-Conviction. Pre-trial refers to inmates against whom criminal charges have been brought, held in a local or regional jail awaiting trial. Post-Conviction refers to inmates who have been found guilty of one or more criminal charges, with or without additional pending charges, and are serving sentence in the jail or awaiting transfer to a Department of Corrections (DOC) facility.

The change from 2009 to 2010 has shown an increase in the percentage of post-conviction offenders held in local and regional jails. The number of inmates reported in this year's survey as post-conviction is 13.76% higher than in 2009 (2009 Pre-Trial 43.75%, Post-Conviction 56.24%).

Of these **25,804** inmates, **12.05%** were Female and **87.95%** were Male. Of the Female ADP (**3,110**), **41.96%** were reported in the survey as having a mental illness, and **15.70%** of the Male ADP (**22,694**) were reported in the survey as having a mental illness. Mental illness is defined as inmates who have been diagnosed with schizophrenia or a delusional disorder, bi-polar or major depressive, mild depression, an anxiety disorder, or any other mental illness as set out by the Diagnostic & Statistical Manual of Mental Disorders (DSM-IV-TR), published by the American Psychiatric Association, or those inmates who are suspected of being mentally ill but have received no formal diagnosis. There were a total of **4,867** inmates known or suspected to be mentally ill, **26.81%** were Female and **73.19%** were Male.

Mental Illness Statistics

Data in this section is as reported for July, 2010.

Jails were asked to indicate the number of inmates in each mental illness category, as shown in Figure 1.

While an inmate may have multiple diagnoses each inmate is counted only once, in the category of the most serious illness for which they have been diagnosed. Figure 1 reflects the number of mentally ill inmates housed in July, 2010 and the type of disorder.

In addition, **53.22%** of the mentally ill population and **10.04%** of the general population of jails who provided data on the number and diagnoses of inmates with mental illness have been diagnosed as having a serious mental illness. Serious mental illness is defined as a diagnosis of schizophrenia/delusional, bi-polar, or major depressive disorder.

Figure 1: Number & Diagnoses of Inmates with Mental Illness

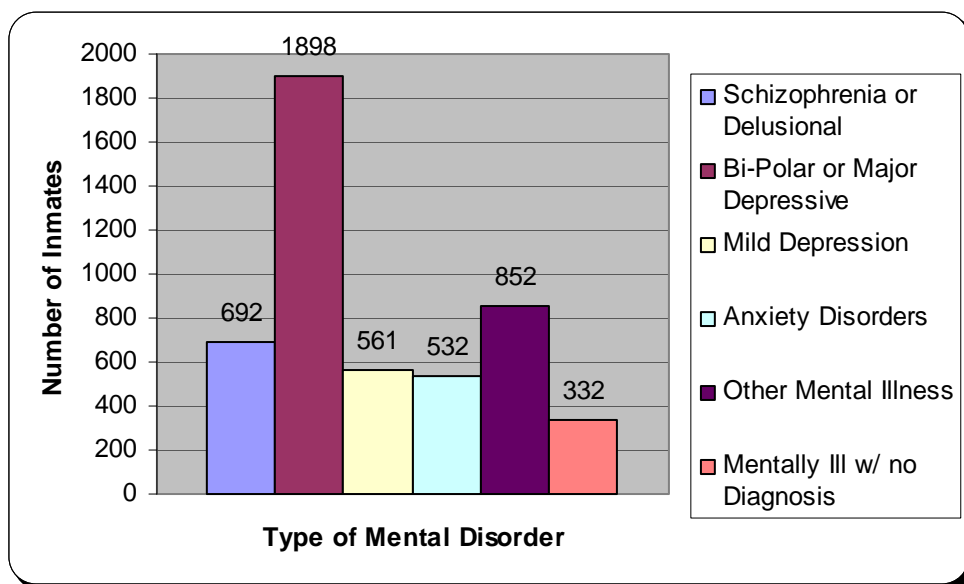


Figure 2 shows the percentage and number that each mental illness represents in both the Female and Male jail populations.

Figure 2: Percentage & Number of M/F Population Diagnoses

	Schizo/ Delusional	Bi- Polar/Major Depressive	Mild Depression	Anxiety Disorders	Other Mental Illness	Mentally Ill w/no Diag
Female	4.40%	17.30%	5.92%	6.40%	5.40%	2.54%
Male	2.45%	5.99%	1.66%	1.47%	3.01%	1.11%
Female	137	538	184	199	168	79
Male	555	1360	377	333	684	253

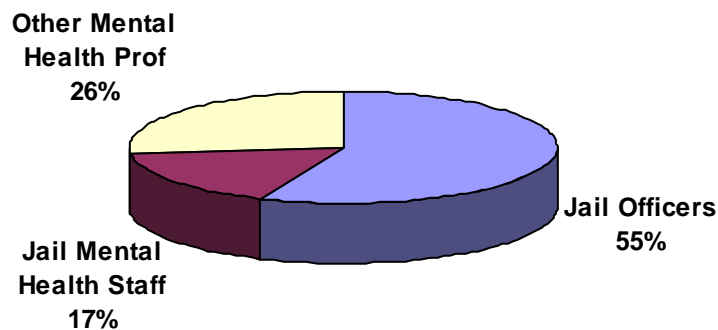
- In addition, there were **90** inmates diagnosed as mentally retarded, exactly half the number of mentally retarded inmates reported in 2009.
- **18.86%** of the local and regional jail inmate population was known or suspected to be mentally ill (not including those inmates diagnosed as mentally retarded).
- As in 2009, a diagnosis of bi-polar/major depressive continues to be by far the most prevalent.

Screenings & Assessments

Data in this section is as reported for July, 2010.

55 out of **65**, or **84.62 %** of all reporting jails, conduct a mental health screening for all inmates upon admission to the jail. The type of individual conducting mental health screenings, as well as the screening measure itself, may differ between facilities.

Figure 3: Provider of jail mental health screenings.

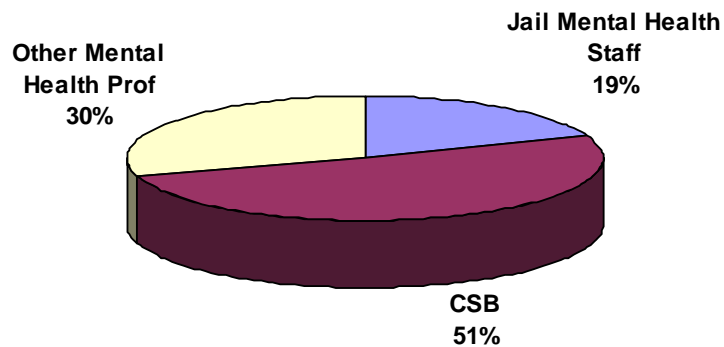


Comprehensive mental health assessments of inmates are also conducted, as follows:

- **31** jails, or **48%**, conduct assessments on all inmates who receive a positive screening for mental illness.
- **27** jails, or **42%**, conduct assessments only on inmates with acute symptoms of mental illness.
- **7** jails, or **11%**, do not conduct assessments at all.

As with initial screenings, the type of individual conducting comprehensive mental health assessments, as well as the type of assessment, may differ between facilities. In some jails, comprehensive assessments may be conducted by any of the mental health providers shown in Figure 4.

Figure 4: Provider of jail comprehensive mental health assessment.



Housing

Data in this section is as reflected in July, 2010.

There is not currently a state funded Mental Health Residential Treatment Program operating within jail facilities. The housing of mentally ill inmates may therefore differ from jail to jail.

- **31 out of 65** reporting jails have Mental Health Units or bed areas separate from the General Population. Of these **31** jails, there are **76** beds for Females and **438** beds for Males.
- Jails reported that **973** additional beds would be needed to house all inmates with non-acute mental illness in mental health beds or units.
- Of the **4,867** known mentally ill inmates, **860** were housed in isolation. **33.72%** of mentally ill inmates housed in isolated or segregated cells were in jails without a Mental Health Unit.
- **10** jails have noted that they would consider hosting a state-funded Mental Health Residential Treatment Program.

A total of **23** inmates were housed in jails more than 48 hours following the issuance of a court order to a state hospital for psychiatric commitment (Temporary Detention Orders), during the month of July, 2010. This is **42%** less than those reported in 2009 (55 inmates reported).

Note: The Department of Behavioral Health and Development Services (DBHDS) sponsors jail diversion and jail treatment programs in a select number of jails, which include specialized mental health treatment programs and specialized training, but these pilot programs are not considered state funded residential treatment programs for the purposes of this report.

Mental Health Treatment Services Provided

Mental health treatment services offered, as well as providers of those services, may differ from jail to jail. Some jails may have a full time psychiatrist or general practice physician (MD) to attend to mental health needs and dispense psychotropic meds; other jails may contract with an outside psychiatrist/general practice physician (MD) to provide services on certain days of each month, etc. Nursing staff may also provide mental health treatment.

Treatment Hours & Providers

As illustrated in Figures 5, 6, and 7, Community Services Boards (CSB) provide a large portion of mental health treatment in jails. The Virginia Code requires that every locality form their own, or partner with other localities to form a Community Services Board (CSB). The purpose of the Community Services Boards is to facilitate community-based mental health and substance abuse services to citizens, as funding allows. CSB's are licensed by DBHDS and work closely with courts, jails, and human service agencies.

The information provided below is for the month of July, 2010.

- A total of **11,421** treatment hours were provided in **55** of **65** jails. This includes treatment by any provider included in Figure 5.

Figure 5: Average Number of Treatment Hours per Type of Provider

Provider	Average # of MH Trtmt Hrs Provided
Psychiatrists	20
Medical Doctors	3
Jail Mental Health Staff	81
Community Services Board	144
Private Contractors	75

Figure 6: Hours of Treatment Provided

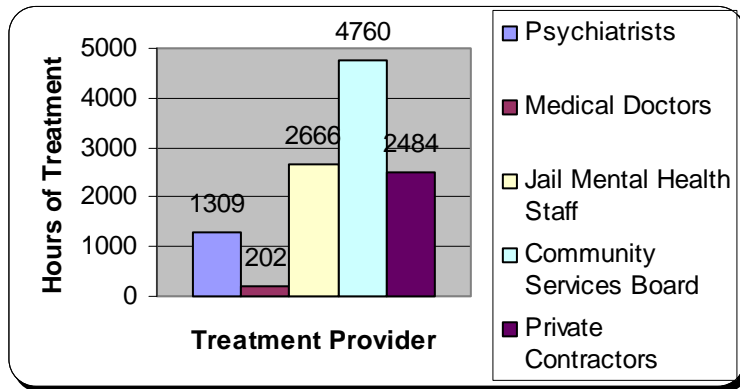
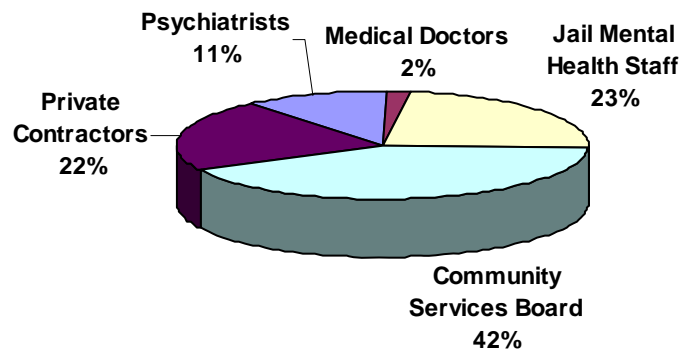


Figure 7: Providers of Treatment



- There was a decrease in the proportion of overall treatment provided by Community Services Boards (the #1 treatment provider) of **19%** from 2009 to 2010. This reduction in treatment provided by CSB's does not appear to have been replaced by a dramatic increase in treatment provided by any one other specific treatment provider; instead there was an increase in the proportions of overall reported treatment by all other providers.

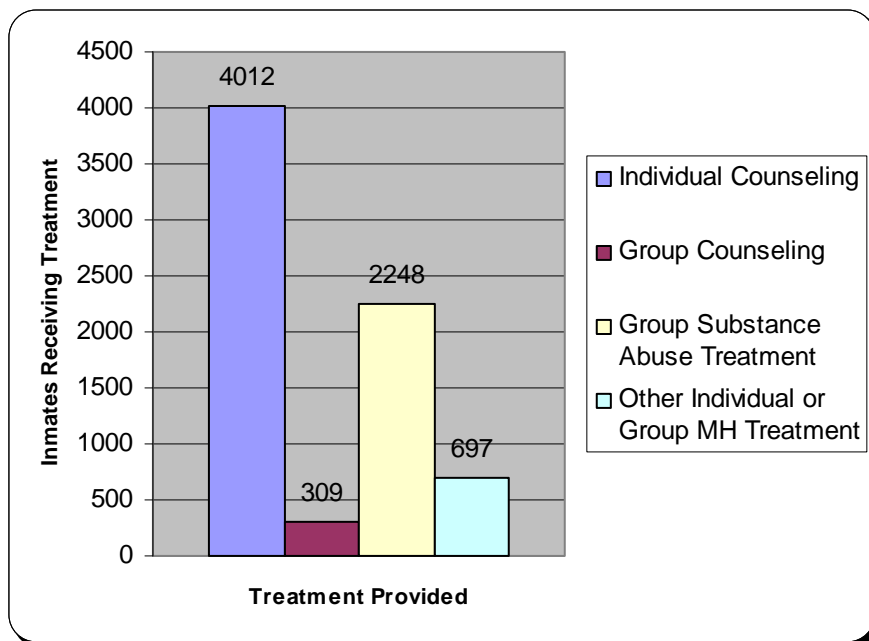
Note: Appomattox County Jail, Botetourt County Jail, Brunswick County Jail, Franklin County Jail, Mecklenburg County Jail, Patrick County Jail, Piedmont Regional Jail, Portsmouth City Jail, Shenandoah County Jail, and Sussex County Jail did not submit responses to the survey question regarding provider of treatment.

Treatment Services

The following charts represent types of treatments received by inmates during the month of July, 2010. An inmate may have received multiple types of treatment. Treatment may be provided by any of the entities referenced in Figure 7.

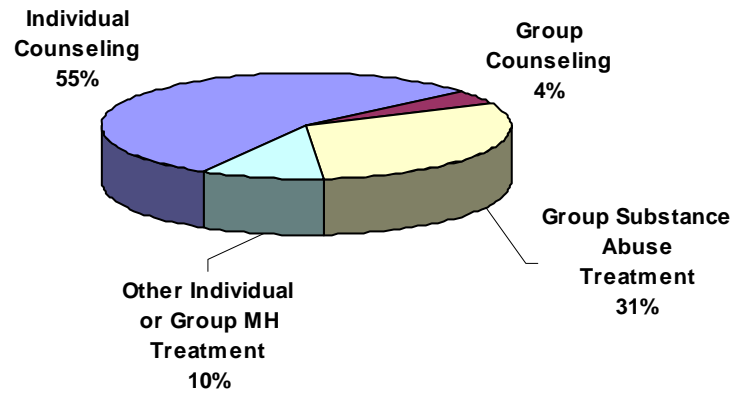
57 of the **65** reporting jails provided data on the number of inmates receiving treatment services in the categories shown below in their facilities. All inmate numbers reflected in Figures 8 and 9 are from an ADP of **23,854**.

Figure 8: Type of Treatment Provided



Not all facilities provide all of the above services

Figure 9: Type of Service Percentage by Number of Inmates Treated



Note: Appomattox County Jail, Arlington County Jail, Botetourt County Jail, Culpeper County Jail, Franklin County Jail, Piedmont Regional Jail, Portsmouth City Jail, Rappahannock County Jail did not submit responses to the survey question regarding number of inmates receiving treatment.

Medication

Some, although not all, inmates with mental illness require the assistance of psychotropic medications. Psychotropic refers to mood altering drugs which affect mental activity, behavior, or perception. Many times these medications are provided and dispensed by the jail. However, as noted in the survey, there are certain medications that some jails do not provide. In certain cases an inmate's medication may be delivered to the jail by a 3rd party, such as a physician treating the offender pre-incarceration, or a family member authorized by the jail to bring the necessarily prescribed medication.

Out of the **65** reporting jails, **1** jail did not report on medications dispensed.

Psychotropic medications are broken down into 4 categories: Antipsychotic, Mood Stabilizer/Anticonvulsant, Antidepressant and Antianxiety.

- Antipsychotic medications include drugs such as: Haldol, Zyprexa, Risperdal, Seroquel, Trilafon, Prolixin, Thorazine, Abilify, Geodon, Clozaril
- Mood Stabilizer/Anticonvulsant medications include drugs such as: Depakote, Lithium, Tegretal, Topamax, and Trileptal
- Antidepressant medications include drugs such as: Prozac, Zoloft, Lexapro, Wellbutrin, Paxil, Elavil, Pamelor, and Desyrel
- Antianxiety medications include drugs such as: Ativan, Xanax, Librium and Valium

Data in this section is as reflected in July 2010.

- During this month there were **6,274** prescriptions for psychotropic medications being dispensed in local and regional jails. The number of medications administered may exceed the number of inmates receiving treatment, as an inmate may be taking more than one medication.
- A total of **517** jail inmates with mental illness refused psychotropic medication. This is **11%** of the mentally ill population.

Note: Portsmouth City Jail did not submit data regarding medication dispensed.

Figure 10: Number and Type of Psychotropic Medications Dispensed

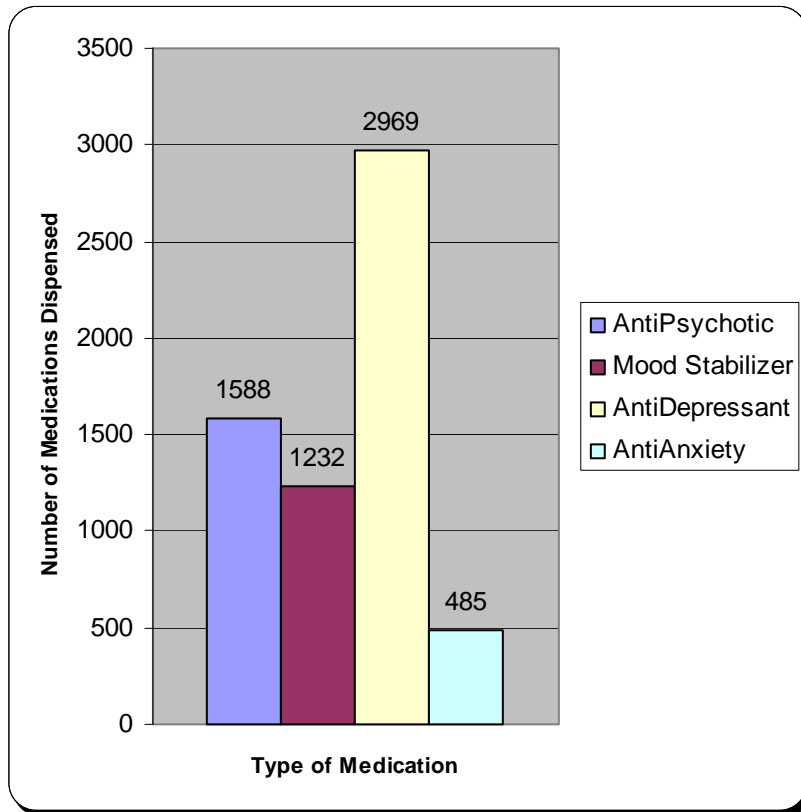
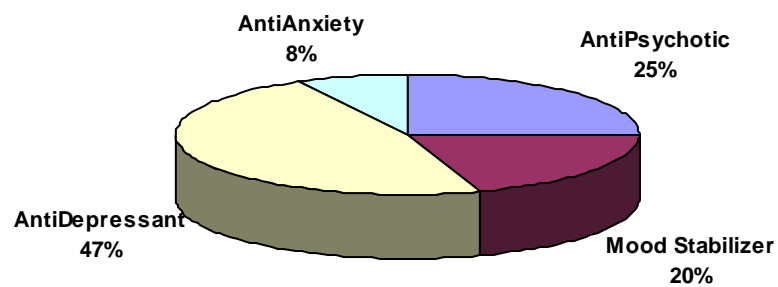


Figure 11: Percentage of Psychotropic Medication Dispensed by Type



Substance Abuse/Special Education

Data in this section is as reflected in July 2010.

- Of the **4,867** inmates with mental illness, **3,390** had a co-occurring substance use/abuse disorder, or about **69.65%** of the mentally ill jail population.
- Those inmates with co-occurring mental illness and substance use/abuse disorder comprised **13.14%** of the general jail population.
- **6,421** inmates without mental illness were reported to have substance use/abuse disorders, representing about **24.88%** of the jail population.
- As illustrated earlier in Figure 9, **31%** of all inmates receiving jail provided treatment services are receiving group substance abuse treatment. This is a 10% increase from 2009.

Federal regulations mandate that all correctional facilities provide access to Special Education for inmates. During the month of July, 2010, **133** inmates were receiving Special Education.

Mental Illness & Offense Type

For each inmate identified as mentally ill, jails were asked to note the most serious offense type on which the offender was held during the month of July, 2010. The following are the offense types, listed in order of severity: Felony-Violent, Felony-Drug, Felony-Nonviolent, Misdemeanor-Violent, Misdemeanor-Drug, Misdemeanor-Nonviolent. Most serious offense classification is based on the most serious offense with which an inmate is currently charged, and not necessarily of which the inmate is ultimately convicted.

Prior to the posting of this year's mental health survey, a module was added to the Local Inmate Data System (LIDS) that would allow jails to more easily identify an inmate's most serious offense. This resulted in increased response rates for this question as well as greater accuracy of responses.

Of the **4,867** inmates with mental illness, jails reported Most Serious Offense Type for **95.27%**, or **4,637** of them. Of the inmates for whom Most Serious Offense Type was reported, **77.66%** had Felony Offense(s), and **22.34%** were held on Misdemeanor Offense(s).

Figure 12: Most Serious Offense Type

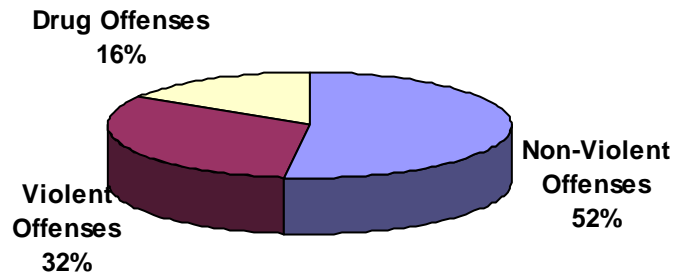


Figure 13: Mental Illness Categories & Offense Type

	Felony Violent	Felony Drug	Felony Non-Violent	Mis Violent	Mis Drug	Mis Non-Violent
Schizophrenia/Delusional	31.79%	14.57%	27.65%	5.13%	1.99%	18.87%
Bi-Polar/Major Depressive	29.82%	13.23%	41.76%	4.02%	1.23%	9.94%
Mild Depression	17.54%	11.97%	39.34%	4.10%	4.92%	22.13%
Anxiety Disorder	22.96%	13.15%	35.49%	3.76%	8.98%	15.66%
Other Mental Illness	31.25%	14.06%	35.94%	4.17%	3.52%	11.07%
Mentally Ill w/ No Diagnosis	24.94%	6.75%	32.73%	5.45%	3.90%	26.23%

Note: Danville City Jail, Montgomery County Jail, Prince William-Manassas Regional Jail and Virginia Beach Jail did not submit responses to the survey question regarding most serious diagnosis and offense type.

Figure 14: Mental Illness & Offense Type Percentage of Increase/Decrease since 2009

	Felony Violent % Change	Felony Drug % Change	Felony Non- Violent % Change	Mis Violent % Change	Mis Drug % Change	Mis Non- Violent % Change
Schizophrenia/Delusional	4.11%	(1.98%)	0.79%	(1.17%)	(0.36%)	(1.39%)
Bi-Polar/Major Depressive	(1.73%)	0.95%	(2.92%)	1.13%	1.21%	1.35%
Mild Depression	5.62%	2.74%	(.38%)	(3.01)	(1.65%)	(3.33%)
Anxiety Disorder	2.31%	0.95%	(5.70%)	1.03%	1.13%	0.30%
Other Mental Illness	2.31%	(1.84%)	(8.38%)	2.72%	3.37%	1.82%
Mentally Ill w/ No Diagnosis	6.75%	5.93%	(12.66%)	3.70%	5.25%	(11.44%)

Inmate Aggression

In the month of July, 2010 there were **391** documented incidents of inmate aggression (to include physical or sexual assault and/or threats of violence) toward other inmates or jail staff. Of these incidents, **104** inmate perpetrators had been diagnosed as mentally ill, and **27** victims of inmate aggression had been diagnosed as mentally ill.

Jail Staff & Maintenance of Mental Health Data

There is an average of **137** staff members per jail, to include deputies as well as civilian personnel.

- **42 of 65** reporting jails provide mental health training to each new jail officer/deputy prior to his/her initial assignment to the jail. Of these jails there is an average of **8.7** hours of mental health training provided per jail officer/deputy. **7** jails provide **20** hours or greater of mental health training per jail officer/deputy prior to initial assignment.
- **28 of 65** reporting jails require jail officers/deputies to complete additional training in mental health topics annually. Of these jails, jail officers/deputies are required to complete an average of **3.8** hours of training in mental health topics each year.
- **32 of 65** reporting jails have jail officers/deputies who have completed Crisis Intervention Team (CIT) training. Of these jails, an average of **16.2** jail officers/deputies in each jail have completed CIT training. **6** jails reported that at least half of the total staff has completed CIT training.

13 jails indicated that their jail's electronic inmate management system includes mental health screening items. **1** jail indicated that their electronic inmate management system includes inmate psychiatric diagnoses.

Treatment Expenditures

The following reflects the cost of all mental health treatment, including medications, as reported by the jails for FY10. Some jails provided estimated or pro-rated annual costs; total figures have not been audited. **8** jails did not report cost information for medications, therefore costs reported are from a mentally ill population of **4,561**. **18** jails did not report the cost of mental health services, excluding medications, therefore costs reported are from a mentally ill population of **4,169**.

- The total reported cost of all psychotropic medications administered was **\$4,245,881**.
- The total reported cost of mental health services, excluding medication but including medical doctors and nursing, was **\$7,501,240**.
- Total cost of Mental Health Treatment was estimated at approximately **\$11.7 million in FY10**, with **66.07%** of these costs funded by the locality.

Note: Amherst County Jail, Appomattox County Jail, Franklin County Jail, Montgomery County, Pittsylvania County Jail, Portsmouth City Jail, Roanoke City Jail, and Shenandoah County Jail, reported a mentally ill population but did not report the cost of medications. With the exception of Portsmouth City Jail, all of the above jails reported that medications were dispensed.

Note: Amherst County Jail, Appomattox County Jail, Charlotte County Jail, Culpeper County Jail, Franklin County Jail, Hampton City Jail, Henry County Jail, Martinsville City Jail, Mecklenburg County Jail, Newport News City Jail, Pamunkey Regional Jail, Piedmont Regional Jail, Pittsylvania County Jail, Portsmouth City Jail, Roanoke City Jail, Shenandoah County Jail, Warren County Jail, and Virginia Beach City Jail reported a mentally ill population but did not report the cost of mental health services.

Final Remarks & Future Measures

The Mental Illness in Jails Report was established by the legislature as an annual process to provide comprehensive data regarding mental illness, including diagnoses of inmates, treatment services and expenditures in jails. As the survey and reporting process evolves each year, the Compensation Board continues to take steps to improve the validity and reliability of survey data to the extent possible with a self-report measure. For 2010, fewer changes in survey questions, advance information and communications regarding survey information, and the addition of resource tools in the Local Inmate Data System (LIDS) all provided a smoother data collection and reporting process.

Sheriffs and Jail Superintendents were notified in June, 2010 of survey deadlines and instructions, and were directed to an advance copy of the mental health survey posted to the Compensation Board website. These early communications allowed jail staff to record July, 2010 data during the month of July, providing more time to gather data and shortening actual survey submittal time once the live survey was posted.

After the addition of 15 questions in 2009, no new survey questions were added in 2010. Maintaining consistency in survey questions has in 2010, and will continue in the future to enhance the reliability of survey data submitted. The Compensation Board expects that as survey questions stabilize and jail facilities have a clear understanding of data that they will be consistently asked to provide, necessary data collection procedures will be put in place by the jails to ensure accurate reporting of all survey data.

Additionally for 2010, a module was added to the Local Inmate Data System (LIDS), prior to the posting of the live mental health survey in August, which allowed jails to more easily identify the most serious offense of inmates. The addition of this module, in most cases, significantly reduced the amount of time necessary to respond to the question regarding cross referencing of inmate mental illness diagnoses and most serious offense type, particularly in larger facilities.

It is significant to note that data presented in this report may also assist in research or queries related to the jail mental health diversion and treatment cohort sites sponsored by the Department of Behavioral Health and Development Services (DBHDS). Eighteen local and regional jails partner with local Community Services Boards and receive funding for jail diversion programs and initiatives through DBHDS. The 18 sites are: Alexandria City Jail, Arlington County Jail, Chesterfield County Jail, Fairfax County Jail, Gloucester County Jail, Hampton City Jail, Hampton Roads Regional Jail, Lancaster County Jail, Middle Peninsula Regional Jail, Montgomery County Jail, Newport News City Jail, New River Valley Regional Jail, Northern Neck Regional Jail, Portsmouth City Jail, Rappahannock Regional Jail, Riverside Regional Jail, Virginia Beach City Jail and Western Virginia Regional Jail. These state funds support jail diversion, jail mental health treatment, and the expansion of Crisis Intervention Teams (CIT).

The Compensation Board, with input and assistance from DBHDS, the Virginia Sheriffs' Association and the Virginia Association of Regional Jails, and staff of the Senate Finance Committee will continue to review the survey instrument on an annual basis and make improvements and updates as needed. The Compensation Board, with assistance from DBHDS, will strive to provide better operational definitions for terminology within the survey to better clarify the type of data being requested, thereby increasing consistency and comparability in responses.

Further details of data gleaned from the 2010 mental illness survey and summarized in this report, including the survey instrument developed by DBHDS, staff of the Senate Finance Committee and the Compensation Board, are available in the appendices of this document.

APPENDICES

Appendix A: 2010 Virginia Local & Regional Jail Survey: Assessment and Treatment of Inmates with Mental Illness

Appendix B: Number & Diagnoses of Inmate Mental Illness in Jails

Appendix C: Most Serious Offense of Inmates with Mental Illness in Jails

Appendix D: Hours of Mental Health Treatment Services Provided

Appendix E: Type of Mental Health Treatment Services Provided

Appendix F: Mental Health Medication Dispensed

Appendix G: Mental Health Treatment Expenditures

Appendix H: Incidents of Inmate Aggression

Appendix A: 2010 Virginia Local and Regional Jail Survey: Assessment & Treatment of Inmates with Mental Illness

Virginia Local and Regional Jails Survey: Assessment and Treatment of Inmates with Mental Illness

****Please do not attempt to complete this survey before August 1, 2010.****

The Virginia Sheriffs' Association and the Virginia Association of Regional Jails have reviewed this survey, and encourage their members to respond. Our goal is to provide information to the Compensation Board, the Virginia General Assembly, and the Dept. of Behavioral Health and Disability Services (DBHDS), regarding jail resource needs for appropriately identifying and managing inmates with mental illness.

Please provide the data for your jail by August 7, 2010. If LIDS queries are needed to assist in the completion of this survey please be sure your July Financials have been certified and approved. Thank you for completing this survey.
(Please be sure not to use commas in any numeric field)

Name of Jail/ADC:

Address: City: State:

Zip:

Phone:

Fax:

Email address:

Sheriff/Chief Administrator:

Name of contact person completing survey:

Phone number of contact person:

Email address for contact person:

1. The total ADP of the jail (**except federal and out-of-state contract**) for July 2010 was inmates. Of the jail's July 2010 ADP were female and were male.
2. Please indicate below the number of inmates from each category that are included in Question 1 above:
 - State responsible
 - Local responsible
 - Total (should match total ADP in Question 1)
3. Please indicate below the number of inmates from each category that are included in Question 1 above:
 - Pre-trial
 - Post-conviction
 - Total (should match total ADP in Question 1)
4. The number of inmates released during the month of July 2010, after staying 4 days or less was .
5. The number of inmates charged with public intoxication housed in the jail during the month of July, 2010 was .
6. Jail inmates with Mental Retardation: There were inmates with mental retardation in the jail during the month of July 2010
7. Jail inmates with Substance Use/Abuse Disorders: There were inmates with Substance Abuse Disorders only, with no identified mental illness, in the jail during the month of July 2010.

8. Special Education Jail Inmates. There were inmates receiving special education during the month of July 2010.
9. Please indicate the number of inmates with mental illness in each of the categories below. **Please count each inmate only once for this item (unduplicated counts), counting only the most serious or prominent diagnosis for that inmate. (Do not include federal or out-of-state contract inmates.)** Be sure to indicate the total number of inmate days for each category. Data on the number of inmate days is available from your LIDS Technician. Be sure to provide your LIDS Technician with the name and SSN of each inmate.

Mental Illness Category	Females in jail in July 2010	Males in jail in July 2010	Total Inmate Days
Inmates with Schizophrenia, Schizoaffective Disorder or Delusional Disorder	<input type="text"/>	<input type="text"/>	<input type="text"/>
Inmates with Bipolar Disorder or Major Depressive Disorder	<input type="text"/>	<input type="text"/>	<input type="text"/>
Inmates with Dysthymic Disorder (mild depression)	<input type="text"/>	<input type="text"/>	<input type="text"/>
Inmates with Anxiety Disorder	<input type="text"/>	<input type="text"/>	<input type="text"/>
Inmates with other mental illness diagnosis	<input type="text"/>	<input type="text"/>	<input type="text"/>
Inmates believed by history, behavior or other indicators to be mentally ill, for whom no clinical diagnosis is available	<input type="text"/>	<input type="text"/>	<input type="text"/>
Total number of inmates with a mental illness in this jail during the month of July 2010	<input type="text"/>	<input type="text"/>	<input type="text"/>

10. Please indicate the offense type of the mentally ill inmates in each category. Report the inmates' offense type using their **most serious offense, for current confinement**.

Mental Illness Category	Misdemeanor Nonviolent	Misdemeanor Violent	Misdemeanor Drug	Felony Nonviolent	Felony Violent	Felony Drug
Inmates with Schizophrenia, Schizoaffective Disorder or Delusional Disorder	<input type="text"/>	<input type="text"/>	<input type="text"/>	<input type="text"/>	<input type="text"/>	<input type="text"/>
Inmates with Bipolar Disorder or Major Depressive Disorder	<input type="text"/>	<input type="text"/>	<input type="text"/>	<input type="text"/>	<input type="text"/>	<input type="text"/>
Inmates with Dysthymic Disorder (mild depression)	<input type="text"/>	<input type="text"/>	<input type="text"/>	<input type="text"/>	<input type="text"/>	<input type="text"/>
Inmates with Anxiety Disorder	<input type="text"/>	<input type="text"/>	<input type="text"/>	<input type="text"/>	<input type="text"/>	<input type="text"/>
Inmates with other mental illness diagnosis	<input type="text"/>	<input type="text"/>	<input type="text"/>	<input type="text"/>	<input type="text"/>	<input type="text"/>
Inmates believed by history, behavior, or other indicators to be mentally ill, for whom no clinical diagnosis is available	<input type="text"/>	<input type="text"/>	<input type="text"/>	<input type="text"/>	<input type="text"/>	<input type="text"/>
Total number of inmates with a mental illness in this jail during the month of July 2010	<input type="text"/>	<input type="text"/>	<input type="text"/>	<input type="text"/>	<input type="text"/>	<input type="text"/>

11. During the month of July 2010, there were a total of inmates with co-occurring mental illness and substance abuse disorder in the jail.
12. A total of jail inmates with mental illness were housed in medical isolation cells, or other segregation cells in the jail during the month of July 2010 and spent a total of days in isolation/segregation.

13. Does your jail have one or more mental health housing units or bed areas that are physically separated from the general population and distinct from other medical bed units?
- ☐ Yes
 - ☐ No
14. If your jail has a mental health unit or bed area, indicate the number of mental health treatment beds in that area:
- ☐ Total beds for male inmates with mental illness
 - ☐ Total beds for female inmates with mental illness
 - ☐ N/A
15. A total of additional mental health beds would have been needed at this jail during the month of July 2010, to house all inmates with mental illness in mental health beds or units. **(This number should include all inmates identified in Question 12).**
16. Does your jail conduct a mental health screening upon admission, in addition to standard booking questions for some or all inmates?
- (Check the item that applies to your jail.)
- ☐ All new admissions are screened for mental illness.
 - ☐ Some new admissions are screened for mental illness.
- (Estimated percentage of inmates screened) %)
- ☐ No, our jail does not screen for mental illness on admission.
17. Jail mental health screenings are conducted by: **Check all that apply**
- ☐ Jail Officers
 - ☐ Jail MH Staff
 - ☐ Other MH professional
18. Does the jail use a standardized mental health screening instrument with all inmates?
- ☐ Yes,
 - ☐ No
19. If so, what is the screening instrument used?
- ☐ Brief Jail MH Screen
 - ☐ Jail Admission Screening Assessment Test (JASAT)
 - ☐ Other standardized jail MH screening instrument:
- Name of Instrument:
20. Are there any other methods of screening for Mental Health issues in your jail? If so, please describe.
-
21. Indicate whether or not inmates suspected of having a mental illness receive a comprehensive mental health assessment, following screening, or when needed. (check one)
- ☐ All inmates with a positive screening are referred for comprehensive assessment.
 - ☐ Comprehensive assessments are only conducted when inmates have acute symptoms of mental illness.
 - ☐ Comprehensive assessments are not conducted at this facility.
22. Comprehensive mental health assessments of jail inmates are conducted by: (please mark all that apply.)
- ☐ Jail licensed MH/medical staff
 - ☐ Private, contract MDs or other MH professionals
 - ☐ CSB staff

23. A total of inmates remained housed at this jail for more than 48 hours, following the issuance of a court order to a state hospital for psychiatric commitment (Temporary Detention Orders) during the month of July 2010.

24. Please indicate the CSB/BHA that provides MH prescreening services for psychiatric commitment (Temporary Detention Orders) for this jail.

- ☐ The CSB/BHA that serves the county/city where our jail is located provides prescreening services for jail inmates. Name of CSB/BHA:
- ☐ Both the CSB/BHA that serves the county/city where our jail is located and other CSB's in the region that is served by our jail provide MH prescreening for psychiatric commitment

25. CSB prescreenings for psychiatric commitment (Temporary Detention Orders) for this jail are done via video:

- ☐ Always
- ☐ Sometimes
- ☐ Never

26. If your jail has a consulting or staff psychiatrist (MD), indicate the number of hours of psychiatrist consultation time provided at your jail, during the month of July 2010. A total of hours of psychiatrist time were provided during the month of July 2010.

If your jail has a consulting psychiatrist (MD) please provide their name, even if no services were provided during the month of July.

Psychiatrist's name(s) or group
name

27. If the jail has a general practice MD, please enter the total number of hours of that MD's time devoted to the provision of mental health treatment (medication prescribing and monitoring) for the month of July 2010. A total of hours of general MD time were devoted to mental health treatment during the month of July 2010.

If your jail has a general practice (MD) please provide their name, even if no services were provided during the month of July.

General Practice MD's name or group name

28. What percentage of your jail's MD consultations are provided by a remote video (MD) consultant:

- ☐ The jail does not use remote video MD services for mental health assessments and/or treatment.
- ☐ The jail uses remote video MD services for less than 50% of mental health assessments and/or treatment
- ☐ Yes, the jail uses remote video MD services for more than 50% of mental health assessments and/or treatment.

29. If the jail uses remote video MD services for mental health assessment/treatment, does the remote video MD service provide any follow up case management or release planning services for your jail?
- The jail's remote video MD mental health service does not participate in discharge planning.
 - The jail's remote video MD mental health service works with the CSB for discharge planning
 - The jail's remote video MD has staff on site that provides discharge planning
30. Jail Medication Formulary: Section 53.1-126 of the *Code of Virginia* requires that sheriffs and regional jail superintendents "...purchase at prices as low as reasonably possible all foodstuffs... and medicine as may be necessary" for the care of the inmates in their jails. Do you feel that your jail's purchase of psychotropic medication is limited by Section 53.1-126?
- Yes
 - No
31. The jail's formulary is set by:
- a. Contract general medical services provider (Name of contractor providing medication)
 - b. Special contract with local or national pharmacy (Name of local or national pharmacy)
32. List the numbers of inmates who received each type of psychotropic medication treatment at your jail during the month of July 2010:

If an inmate received medication from more than one category, please count that inmate in each relevant category. Some inmates receive treatment with more than one type of medication; the number of medications administered in July may exceed the number of inmates receiving treatment.

Please count an inmate for each type of antipsychotic or mood stabilizer medication he or she receives, and count only once for all types of antidepressant or antianxiety medication, even if the inmate received more than one type of antidepressant or antianxiety medication.

Medication Categories	Total number of Jail Inmates receiving each medication for treatment of mental illness			
I. Antipsychotic medications	Total number of inmates treated with each brand or type of medication	Please place an X in this column if the jail does not provide this medication		
Haldol/haloperidol,	<input type="text"/>	<input type="text"/>	<input type="text"/>	<input type="text"/>
Zyprexa/olanzapine,	<input type="text"/>	<input type="text"/>	<input type="text"/>	<input type="text"/>
Risperdal/risperidone	<input type="text"/>	<input type="text"/>	<input type="text"/>	<input type="text"/>
Seroquel/quetiapine	<input type="text"/>	<input type="text"/>	<input type="text"/>	<input type="text"/>
Triliafon/perphenazine,	<input type="text"/>	<input type="text"/>	<input type="text"/>	<input type="text"/>
Prolixin/fluphenazine,	<input type="text"/>	<input type="text"/>	<input type="text"/>	<input type="text"/>
Thorazine/chlorpromazine	<input type="text"/>	<input type="text"/>	<input type="text"/>	<input type="text"/>
Abilify/aripiprazole	<input type="text"/>	<input type="text"/>	<input type="text"/>	<input type="text"/>
Geodon/ziprasidone	<input type="text"/>	<input type="text"/>	<input type="text"/>	<input type="text"/>
Clozaril/clozapine	<input type="text"/>	<input type="text"/>	<input type="text"/>	<input type="text"/>
Other antipsychotic medication(s)	<input type="text"/>	<input type="text"/>	<input type="text"/>	<input type="text"/>

II. Mood Stabilizer/Anticonvulsant medications for major Mood Disorder	Total number of inmates treated with each medication brand/type	Please place an X in this column if the jail does not provide this medication
Depakote/Depakene/valproic acid	<input type="text"/>	<input type="checkbox"/>
Lithobid/lithium carbonate	<input type="text"/>	<input type="checkbox"/>
Tegretal/carbamazepine	<input type="text"/>	<input type="checkbox"/>
Topamax/topiramate	<input type="text"/>	<input type="checkbox"/>
Trileptal/	<input type="text"/>	<input type="checkbox"/>
Other mood disorder medication(s)	<input type="text"/>	<input type="checkbox"/>
III. Antidepressant medications	Total number of inmates treated with this category of medication	Please place an X in this column if the jail does not provide this medication
(Examples: Prozac/fluoxetine, Zoloft/sertraline, Lexapro, escitalopram, Wellbutrin/bupropion, Paxil/paroxetine, Elavil, amitriptyline, Pamelor/nortriptyline, Desyrel/trazodone, etc.)	<input type="text"/>	<input type="checkbox"/>
IV. Antianxiety medications		
(Examples: Ativan/lorazepam, Xanax/alprazolam, Librium/chlordiazepoxide, Valium/diazepam, etc.)	<input type="text"/>	<input type="checkbox"/>

33. A total of jail inmates with mental illness refused needed psychotropic medication treatment during the month of July 2010.

Questions 34 through 36 should be answered using data from the entire Fiscal Year 2010

34. **Total cost for all psychotropic medications administered at your jail during Fiscal Year 2010:**

\$

(Check one: ☒ estimated cost; ☐ actual, prorated cost)

35. **Total cost for all mental health services (excluding medications, but including MDs and nursing) provided by the jail during Fiscal Year 2010: \$**

(Check one: ☒ estimated cost; ☐ actual, prorated cost)

36. Indicate the amount of **funding from each of the sources below** for the amounts listed in questions 34 and 35:

○ Commonwealth of Virginia (state) Funds: \$

○ Federal funds: \$

○ Local funds: \$

○ Other funds: \$

○ Total funds: \$ **(Should equal the sum of questions 34 & 35)**

(Check one: ☒ funding sources are estimated ☐ funding sources are actual)

37. Does, or would the jail dispense psychotropic medications provided free of charge by the CSBs or the DBHDS, when the jail's MD has approved the medication for a particular inmate?

- Yes we currently accept such medications, under the proper circumstances
- Yes, we would accept such medications under the proper circumstances
- No, we do not currently accept such medications
- No, we would not consider accepting such medications

38. Indicate the numbers of inmates who received each of the following types of mental health treatment delivered by all mental health services providers, for the month of July 2010.

Treatment Category	Number Treated	Hours of Treatment Provided
Individual counseling	<input type="text"/>	<input type="text"/>
Group mental health counseling	<input type="text"/>	<input type="text"/>
Group Substance Abuse treatment	<input type="text"/>	<input type="text"/>
Other types of individual or group mental health treatment	<input type="text"/>	<input type="text"/>

39. Please indicate the total number of **hours of mental health treatment** provided by each of the following entities during the **month of July 2010**; please **include nursing staff time**, but **do not include the hours of treatment provided by psychiatrists or other MDs in this section**:

Treatment Provider	Number of Treatment Hours
Jail mental health treatment staff	<input type="text"/>
Community Services Board (CSB/BHA) staff (Please include CSB staff assigned full-time to the jail.)	<input type="text"/>
Private contractors, including jail medical contractor (e.g., PHS, CMS)	<input type="text"/>
Total number of hours of individual or group mental health counseling provided to inmates at your jail for the month of July 2010	<input type="text"/>

40. Please indicate if your jail/locality would consider hosting a state-funded Mental Health Residential Treatment Program

- ☐ Yes, would consider housing a MH Residential Treatment program in the jail or jail complex.
- ☐ No, would not support housing a MH Residential Treatment program in the jail or jail complex.

41. Please indicate the number of documented incidents of inmate aggression, (to include physical or sexual assault and/or threats of violence). There were documented incidents of inmate aggression toward other inmates or jail staff during the month of July 2010. Of these incidents inmate perpetrators had been diagnosed as mentally ill, and victims of inmate aggression had been diagnosed as mentally ill.

42. Please indicate the mental health data source used by your jail for responding to this survey. (Please mark all that apply).


- ☐ Mental Health Module of Jail Management System
- ☐ Other Mental Health Management System
- ☐ Access/Excel Database
- ☐ Paper Forms
- ☐ Other

Additional Comments

43. Please enter the name of the jail's electronic inmate management system

44. Does the jail's electronic inmate management system include MH screening items?
- ☐ Yes
 - ☐ No
45. Does the jail's electronic inmate management system include inmate psychiatric diagnoses?
- ☐ Yes
 - ☐ No
46. Please indicate who is responsible for maintaining mental health data, including but not limited to data used to respond to this survey. (Please mark all that apply).
- ☐ Jail licensed MH/medical staff
 - ☐ CSB staff
 - ☐ Private, contract MDs or other MH professionals
 - ☐ Jail Officers
47. The total number of staff employed at this jail is .
48. A total of hours of mental health training is provided to each new jail officer/deputy, prior to his/her initial assignment to the jail.
49. Jail Officers/Deputies are required to complete hours of annual training in mental health topics each year.
50. A total of officers/deputies on the jail staff have completed formal DCJS Certified 40-Hr Crisis Intervention Team (CIT) training.

Comments: Please include any remarks you wish regarding the management of inmates with mental illness in your jail



If you have any questions about this survey, please phone Jamilah Scott at 804-786-8548 (DBHDS Forensic Services) or Kari Bullock at 804-371-4299 (SCB) or email kari.bullock@scb.virginia.gov. If you should experience any technical difficulties, please contact Anne Wilmoth at 804-225-3307(SCB) or email anne.wilmoth@scb.virginia.gov.

Thank you for your participation in this important work.

ADP: Average Daily Population of the jail. This information may be obtained from the LIDS Technician.

BHA: Behavioral Health Authority

CSB: Community Services Board

DBHDS: Department of Behavioral Health and Disability Services

MH: Mental Health

Most Serious Offense: Question 10 asks that you report an inmates' offense type using their most serious offense. Offense severity should be ranked as follows: Felony-Violent, Felony-Drug, Felony-Nonviolent, Misdemeanor-Violent, Misdemeanor-Drug, Misdemeanor-Nonviolent

Special Education Inmates: The Federal Government requires jails to provide Special Education to inmates in need of it.

Appendix B: Number & Diagnoses of Inmate Mental Illness in Jails

Jail Number	Jail Name	Mental Retardation	Schizophrenia or Delusional Disorder	Bipolar or Major Depressive	Mild Depression	Anxiety Disorders	Other Mental Illness	Mentally Ill W/No Diagnosis	Total Mentally Ill Population	Total Pop (SR&LR)
001	Accomack County Jail	1	2	19	1	3	1	0	26	100
003	Albemarle-Charlottesville Reg Jail	0	10	43	6	7	36	0	102	551
009	Amherst County Jail	0	0	11	0	0	0	0	11	74
011	Appomattox County Jail	0	0	2	0	2	0	0	4	30
013	Arlington County Detention	0	28	109	31	19	22	3	212	505
023	Botetourt County Jail	0	1	10	14	4	1	0	30	92
025	Brunswick County Jail	0	0	1	0	0	0	0	1	54
037	Charlotte County Jail	0	0	0	2	0	0	6	8	66
041	Chesterfield County Jail	0	0	22	0	4	6	0	32	303
047	Culpeper County Jail	0	1	31	11	9	2	0	54	83
053	Dinwiddie County Jail	0	2	2	2	0	0	0	6	54
059	Fairfax Adult Detention Center	1	20	117	0	20	141	16	314	1115
061	Fauquier County Jail	0	3	6	5	3	0	4	21	118
067	Franklin County Jail	0	0	1	0	3	0	0	4	59
069	Northwestern Regional Jail	0	11	59	28	19	12	0	129	542
073	Gloucester County Jail	0	0	18	1	2	0	0	21	80
087	Henrico County Jail	1	22	23	3	4	77	0	129	1136
089	Henry County Jail	2	2	6	5	7	2	2	24	158
103	Lancaster Correctional Center	0	0	1	0	0	0	1	2	28
107	Loudoun County Adult Detention	1	5	16	4	4	12	10	51	190
117	Mecklenburg County Jail	1	0	0	0	0	0	25	25	119
119	Middle Peninsula Regional Jail	2	7	32	3	1	0	0	43	195
121	Montgomery County Jail	2	4	10	54	16	2	3	89	84
131	Eastern Shore Regional Jail	0	8	2	7	0	0	0	17	130
135	Piedmont Regional Jail	1	0	0	0	0	0	10	10	506
137	Central Virginia Regional Jail	0	4	28	32	16	0	7	87	279
139	Page County Jail	1	2	5	31	8	4	16	66	63
141	Patrick County Jail	0	1	3	2	0	1	0	7	26
143	Pittsylvania County Jail	2	1	5	9	7	5	2	29	123
153	Pr. William/Manassas Regional	8	9	17	30	18	8	0	82	863
157	Rappahannock County Jail	0	0	1	0	0	0	0	1	28
161	Roanoke County/Salem Jail	3	4	11	14	8	17	0	54	125

Jail Number	Jail Name	Mental Retardation	Schizophrenia or Delusional Disorder	Bipolar or Major Depressive	Mild Depression	Anxiety Disorders	Other Mental Illness	Mentally Ill W/No Diagnosis	Total Mentally Ill Population	Total Pop (SR&LR)
163	Rockbridge Regional Jail	0	2	10	16	3	0	2	33	88
165	Rockingham-Harrisonburg Regional Jail	0	2	14	9	1	14	0	40	311
171	Shenandoah County Jail	0	0	3	2	4	0	0	9	80
175	Southampton County Jail	0	0	1	3	0	0	0	4	77
183	Sussex County Jail	0	1	0	0	3	0	5	9	73
187	Warren County Jail	0	6	10	6	3	0	0	25	119
193	Northern Neck Regional Jail	1	3	9	0	1	0	0	13	132
220	Danville Adult Detention Center	0	1	2	1	2	0	0	6	180
460	Pamunkey Regional Jail	0	3	35	16	6	0	0	60	341
465	Riverside Regional Jail	3	74	303	0	32	27	14	450	1254
470	Virginia Peninsula Regional	0	8	6	0	2	21	0	37	432
475	Hampton Roads Regional Jail	5	91	82	2	14	43	15	247	854
480	New River Regional Jail	0	41	43	24	11	0	0	119	685
485	Blue Ridge Regional Jail Authority	4	22	47	24	18	9	2	122	961
490	Peumansend Creek Regional	0	1	2	5	4	1	1	14	217
491	Southside Regional Jail	0	2	13	2	4	0	3	24	207
492	Southwest Virginia Regional Jail	22	9	107	41	59	45	0	261	1508
493	Middle River Regional Jail	5	8	58	0	10	129	48	253	647
494	Western Virginia Regional Jail	5	14	112	14	27	26	46	239	692
510	Alexandria Detention Center	0	15	46	3	4	28	18	114	234
520	Bristol City Jail	1	0	11	14	4	0	1	30	135
550	Chesapeake City Jail	3	58	184	0	53	0	0	295	983
590	Danville City Jail	0	7	8	10	7	0	0	32	231
620	Western Tidewater Regional	0	9	11	7	10	1	3	41	518
630	Rappahannock Regional Jail	1	38	25	14	2	4	0	83	1110
650	Hampton Correctional Facility	0	8	10	0	2	0	2	22	355
690	Martinsville City Jail	2	2	8	0	1	0	9	20	124
700	Newport News City Jail	0	14	6	19	14	0	0	53	524
710	Norfolk City Jail	8	28	14	0	1	47	3	93	1279
740	Portsmouth City Jail	0	10	9	0	0	1	0	20	428
760	Richmond City Jail	1	6	11	12	5	2	30	66	1343
770	Roanoke City Jail	1	37	39	22	31	3	8	140	498
810	Virginia Beach Correction Ctr	2	25	48	0	10	102	17	202	1309
	Total	90	692	1898	561	532	852	332	4867	25804

Appendix C: Most Serious Offense of Inmates with Mental Illness in Jails

Jail Number	Jail Name	Inmates Whose Most Serious Offense Reported as Violent	Inmates Whose Most Serious Offense Reported as Drug Related	Inmates Whose Most Serious Offense Reported as Non-Violent	Inmates Whose Most Serious Offense Reported as a Felony	Inmates Whose Most Serious Offense Reported as a Misdemeanor	Total Inmates Reported
001	Accomack County Jail	14	6	6	24	2	26
003	Albemarle-Charlottesville Regional Jail	43	35	24	96	6	102
009	Amherst County Jail	4	0	7	11	0	11
011	Appomattox County Jail	0	2	2	4	0	4
013	Arlington County Detention Facility	26	65	161	174	78	252
023	Botetourt County Jail	3	12	15	23	7	30
025	Brunswick County Jail	0	0	1	0	1	1
037	Charlotte County Jail	5	0	1	4	2	6
041	Chesterfield County Jail	6	8	16	24	6	30
047	Culpeper County Jail	11	5	38	35	19	54
053	Dinwiddie County Jail	3	0	6	3	6	9
059	Fairfax Adult Detention Center	206	0	197	323	80	403
061	Fauquier County Jail	5	7	9	15	6	21
067	Franklin County Jail	2	0	3	2	3	5
069	Northwestern Regional Jail	24	22	83	105	24	129
073	Gloucester County Jail	6	0	15	14	7	21
087	Henrico County Jail	31	14	83	93	35	128
089	Henry County Jail	9	1	14	20	4	24
103	Lancaster Correctional Center	0	0	2	2	0	2
107	Loudoun County Adult Detention	10	5	36	37	14	51
117	Mecklenburg County Jail	4	12	5	0	21	21
119	Middle Peninsula Regional	15	1	27	36	7	43
121	Montgomery County Jail	0	0	0	0	0	0
131	Eastern Shore Regional Jail	7	3	7	16	1	17
135	Piedmont Regional Jail	4	1	5	6	4	10
137	Central Virginia Regional Jail	55	5	27	69	18	87
139	Page County Jail	14	4	35	44	9	53
141	Patrick County Jail	4	0	3	7	0	7
143	Pittsylvania County Jail	4	11	14	2	27	29
153	Pr. William/Manassas Regional	0	0	0	0	0	0

Jail Number	Jail Name	Inmates Whose Most Serious Offense Reported as Violent	Inmates Whose Most Serious Offense Reported as Drug Related	Inmates Whose Most Serious Offense Reported as Non-Violent	Inmates Whose Most Serious Offense Reported as a Felony	Inmates Whose Most Serious Offense Reported as a Misdemeanor	Total Inmates Reported
157	Rappahannock County Jail	1	0	0	0	1	1
161	Roanoke County/Salem Jail	4	29	21	19	35	54
163	Rockbridge Regional Jail	1	9	23	20	13	33
165	Rockingham-Harrisonburg Regional Jail	9	0	31	35	5	40
171	Shenandoah County Jail	2	0	7	0	9	9
175	Southampton County Jail	2	0	2	4	0	4
183	Sussex County Jail	1	5	3	9	0	9
187	Warren County Jail	9	5	11	22	3	25
193	Northern Neck Regional Jail	8	0	4	10	2	12
220	Danville Adult Detention Center	0	0	4	3	1	4
460	Pamunkey Regional Jail	15	6	36	48	9	57
465	Riverside Regional Jail	182	63	205	385	65	450
470	Virginia Peninsula Regional	21	2	16	37	2	39
475	Hampton Roads Regional Jail	115	26	106	202	45	247
480	New River Regional Jail	32	20	88	93	47	140
485	Blue Ridge Regional Jail Authority	39	10	79	69	59	128
490	Peumansend Creek Regional	2	0	12	11	3	14
491	Southside Regional Jail	11	9	24	37	7	44
492	Southwest Virginia Regional Jail	79	85	117	177	104	281
493	Middle River Regional Jail	30	51	172	230	23	253
494	Western Virginia Regional Jail	83	31	133	199	48	247
510	Alexandria Detention Center	33	17	64	75	39	114
520	Bristol City Jail	7	11	9	26	1	27
550	Chesapeake City Jail	116	72	107	282	13	295
590	Danville City Jail	0	0	0	0	0	0
620	Western Tidewater Regional	8	2	30	40	0	40
630	Rappahannock Regional Jail	35	28	20	77	6	83
650	Hampton Correctional Facility	5	3	15	8	15	23
690	Martinsville City Jail	3	0	8	11	0	11
700	Newport News City Jail	18	16	24	46	12	58
710	Norfolk City Jail	28	6	58	64	28	92
740	Portsmouth City Jail	10	3	8	16	5	21

Jail Number	Jail Name	Inmates Whose Most Serious Offense Reported as Violent	Inmates Whose Most Serious Offense Reported as Drug Related	Inmates Whose Most Serious Offense Reported as Non-Violent	Inmates Whose Most Serious Offense Reported as a Felony	Inmates Whose Most Serious Offense Reported as a Misdemeanor	Total Inmates Reported
760	Richmond City Jail	20	8	38	42	24	66
770	Roanoke City Jail	34	8	98	115	25	140
810	Virginia Beach Correction Ctr	0	0	0	0	0	0
	Total	1478	744	2415	3601	1036	4637

Appendix D: Hours of Mental Health Treatment Services Provided

Jail Number	Jail Name	Hrs of Psychiatric Consultation	Hrs of Gen Practice MD devoted to MH	Hrs of Trtmt Prov by Jail MH Staff	Hrs of Trtmt Prov by CSB	Hrs of Trtmt by Priv Cont	Total Hrs of MH Trtmt
001	Accomack County Jail	10	0	10	0	12	32
003	Albemarle-Charlottesville Regional Jail	34	0	312	0	0	346
009	Amherst County Jail	0	0	2	0	0	2
011	Appomattox County Jail	0	0	0	0	0	0
013	Arlington County Detention	100	0	0	136	166	402
023	Botetourt County Jail	0	1	0	0	0	1
025	Brunswick County Jail	0	0	0	0	0	0
037	Charlotte County Jail	0	0	0	2	0	2
041	Chesterfield County Jail	24	10	60	24	0	118
047	Culpeper County Jail	20	0	0	8	0	28
053	Dinwiddie County Jail	0	12	1	2	0	15
059	Fairfax Adult Detention Center	160	0	0	1400	0	1560
061	Fauquier County Jail	4	4	35	1	0	44
067	Franklin County Jail	0	0	0	0	0	0
069	Northwestern Regional Jail	16	10	66	12	0	104
073	Gloucester County Jail	0	1	2	64	0	67
087	Henrico County Jail	120	0	0	320	0	440
089	Henry County Jail	10	0	0	14	0	24
103	Lancaster Correctional Center	0	4	0	25	0	29
107	Loudoun County Adult Detention	16	1	0	326	6	349
117	Mecklenburg County Jail	0	0	0	0	0	0
119	Middle Peninsula Regional	10	2	160	320	320	812
121	Montgomery County Jail	1	0	20	8	0	29
131	Eastern Shore Regional Jail	2	0	0	4	0	6
135	Piedmont Regional Jail	0	40	0	0	0	40
137	Central Virginia Regional Jail	0	4	6	1	0	11
139	Page County Jail	2	2	10	12	10	36
141	Patrick County Jail	0	5	0	0	0	5
143	Pittsylvania County Jail	0	2	12	0	12	26
153	Pr. William/Manassas Regional	16	0	413	80	0	509
157	Rappahannock County Jail	0	4	0	8	0	12
161	Roanoke County/Salem Jail	33	0	4	0	0	37
163	Rockbridge Regional Jail	1	5	0	8	0	14
165	Rockingham-Harrisonburg Regional Jail	16	0	4	16	0	36

Jail Number	Jail Name	Hrs of Psychiatric Consultation	Hrs of Gen Practice MD devoted to MH	Hrs of Trtmt Prov by Jail MH Staff	Hrs of Trtmt Prov by CSB	Hrs of Trtmt by Priv Cont	Total Hrs of MH Trtmt
171	Shenandoah County Jail	0	0	0	0	0	0
175	Southampton County Jail	0	0	4	2	0	6
183	Sussex County Jail	0	0	0	0	0	0
187	Warren County Jail	0	0	4	9	0	13
193	Northern Neck Regional Jail	2	6	21	44	0	73
220	Danville Adult Detention Center	0	0	0	2	0	2
460	Pamunkey Regional Jail	6	1	0	16	0	23
465	Riverside Regional Jail	200	20	408	0	5	633
470	Virginia Peninsula Regional	8	6	0	30	0	44
475	Hampton Roads Regional Jail	60	0	0	0	660	720
480	New River Regional Jail	4	2	0	16	0	22
485	Blue Ridge Regional Jail Authority	21	0	120	12	1	154
490	Peumansend Creek Regional	0	2	0	0	6	8
491	Southside Regional Jail	10	0	15	15	0	40
492	Southwest Virginia Regional Jail	32	32	105	15	140	324
493	Middle River Regional Jail	6	10	155	88	0	259
494	Western Virginia Regional Jail	32	0	0	0	256	288
510	Alexandria Detention Center	60	0	547	0	0	607
520	Bristol City Jail	0	2	4	0	0	6
550	Chesapeake City Jail	93	0	0	0	236	329
590	Danville City Jail	0	4	0	5	0	9
620	Western Tidewater Regional	16	0	0	300	0	316
630	Rappahannock Regional Jail	20	0	0	968	0	988
650	Hampton Correctional Facility	16	0	0	8	0	24
690	Martinsville City Jail	0	0	0	19	0	19
700	Newport News City Jail	8	8	0	320	8	344
710	Norfolk City Jail	32	0	0	10	301	343
740	Portsmouth City Jail	15	0	0	0	0	15
760	Richmond City Jail	8	2	0	90	80	180
770	Roanoke City Jail	24	0	166	0	0	190
810	Virginia Beach Correction Ctr	41	0	0	0	265	306
	Total	1309	202	2666	4760	2484	11421

Appendix E: Type of Mental Health Treatment Services Provided

Jail Number	Jail Name	Inmates Receiving Individual Counseling	Inmates Receiving Group Counseling	Inmates Receiving Group Substance Abuse Treatment	Inmates Receiving Other Individual or Group MH Treatment	Total Number of Inmates Receiving Treatment
001	Accomack County Jail	29	0	0	0	29
003	Albemarle-Charlottesville Regional Jail	27	0	44	0	71
009	Amherst County Jail	0	10	0	0	10
011	Appomattox County Jail	0	0	0	0	0
013	Arlington County Detention	0	0	0	0	0
023	Botetourt County Jail	0	0	0	0	0
025	Brunswick County Jail	15	0	12	0	27
037	Charlotte County Jail	2	0	0	0	2
041	Chesterfield County Jail	33	0	0	0	33
047	Culpeper County Jail	0	0	0	0	0
053	Dinwiddie County Jail	2	0	0	0	2
059	Fairfax Adult Detention Center	0	0	0	229	229
061	Fauquier County Jail	0	0	10	0	10
067	Franklin County Jail	0	0	0	0	0
069	Northwestern Regional Jail	191	0	0	0	191
073	Gloucester County Jail	0	25	0	0	25
087	Henrico County Jail	369	0	1092	0	1461
089	Henry County Jail	18	0	0	0	18
103	Lancaster Correctional Center	0	0	6	0	6
107	Loudoun County Adult Detention	83	0	59	31	173
117	Mecklenburg County Jail	4	0	0	0	4
119	Middle Peninsula Regional	96	48	47	45	236
121	Montgomery County Jail	8	0	25	0	33
131	Eastern Shore Regional Jail	4	0	0	0	4
135	Piedmont Regional Jail	0	0	0	0	0
137	Central Virginia Regional Jail	20	0	0	0	20
139	Page County Jail	1	20	20	4	45
141	Patrick County Jail	2	0	0	0	2
143	Pittsylvania County Jail	52	10	48	3	113
153	Pr. William/Manassas Regional	152	0	76	0	228
157	Rappahannock County Jail	0	0	0	0	0
161	Roanoke County/Salem Jail	4	0	12	0	16
163	Rockbridge Regional Jail	6	9	15	0	30
165	Rockingham-Harrisonburg Regional Jail	8	28	20	24	80

Jail Number	Jail Name	Inmates Receiving Individual Counseling	Inmates Receiving Group Counseling	Inmates Receiving Group Substance Abuse Treatment	Inmates Receiving Other Individual or Group MH Treatment	Total Number of Inmates Receiving Treatment
171	Shenandoah County Jail	0	0	25	0	25
175	Southampton County Jail	1	0	0	0	1
183	Sussex County Jail	0	0	14	0	14
187	Warren County Jail	1	18	0	0	19
193	Northern Neck Regional Jail	29	0	14	3	46
220	Danville Adult Detention Center	1	0	0	0	1
460	Pamunkey Regional Jail	2	0	0	0	2
465	Riverside Regional Jail	623	10	140	83	856
470	Virginia Peninsula Regional	4	0	0	0	4
475	Hampton Roads Regional Jail	3	0	52	0	55
480	New River Regional Jail	43	0	0	0	43
485	Blue Ridge Regional Jail Authority	9	0	0	0	9
490	Peumansend Creek Regional	20	0	0	0	20
491	Southside Regional Jail	0	0	0	2	2
492	Southwest Virginia Regional Jail	24	0	15	0	39
493	Middle River Regional Jail	60	0	0	0	60
494	Western Virginia Regional Jail	369	0	0	0	369
510	Alexandria Detention Center	86	31	32	61	210
520	Bristol City Jail	9	0	0	0	9
550	Chesapeake City Jail	457	0	10	204	671
590	Danville City Jail	15	0	0	0	15
620	Western Tidewater Regional	200	100	50	8	358
630	Rappahannock Regional Jail	239	0	159	0	398
650	Hampton Correctional Facility	0	0	7	0	7
690	Martinsville City Jail	24	0	0	0	24
700	Newport News City Jail	51	0	30	0	81
710	Norfolk City Jail	2	0	0	0	2
740	Portsmouth City Jail	0	0	0	0	0
760	Richmond City Jail	106	0	172	0	278
770	Roanoke City Jail	186	0	42	0	228
810	Virginia Beach Correction Ctr	322	0	0	0	322
	Total	4012	309	2248	697	4056

Appendix F: Mental Health Medication Dispensed

Jail Number	Jail Name	Inmates Receiving Anti-Psychotic Meds	Inmates Receiving Mood Stabilizer Meds	Inmates Receiving Anti-Depressant Meds	Inmates Receiving Anti-Anxiety Meds	Total Medications Dispensed	Inmates Who Refused Psychotropic Meds
001	Accomack County Jail	12	5	21	1	39	3
003	Albemarle-Charlottesville Regional Jail	19	18	25	0	62	16
009	Amherst County Jail	13	0	0	0	13	0
011	Appomattox County Jail	2	1	1	4	8	0
013	Arlington County Detention	60	17	88	1	166	8
023	Botetourt County Jail	2	2	18	5	27	0
025	Brunswick County Jail	1	1	1	0	3	0
037	Charlotte County Jail	2	1	7	1	11	0
041	Chesterfield County Jail	6	8	24	3	41	0
047	Culpeper County Jail	12	8	21	5	46	0
053	Dinwiddie County Jail	1	2	1	0	4	0
059	Fairfax Adult Detention Center	88	76	139	10	313	161
061	Fauquier County Jail	4	3	13	4	24	3
067	Franklin County Jail	3	0	0	1	4	0
069	Northwestern Regional Jail	46	36	9	27	118	18
073	Gloucester County Jail	2	1	18	0	21	0
087	Henrico County Jail	40	50	77	26	193	9
089	Henry County Jail	13	6	21	3	43	1
103	Lancaster Correctional Center	2	0	0	0	2	0
107	Loudoun County Adult Detention	7	2	10	0	19	4
117	Mecklenburg County Jail	3	2	11	0	16	0
119	Middle Peninsula Regional	10	4	24	3	41	2
121	Montgomery County Jail	3	0	4	1	8	1
131	Eastern Shore Regional Jail	4	0	15	0	19	0
135	Piedmont Regional Jail	28	12	25	10	75	3
137	Central Virginia Regional Jail	27	19	67	15	128	3
139	Page County Jail	2	8	11	0	21	0
141	Patrick County Jail	3	2	3	0	8	0
143	Pittsylvania County Jail	4	2	10	0	16	0
153	Pr. William/Manassas Regional	45	10	41	11	107	5
157	Rappahannock County Jail	2	0	6	5	13	0
161	Roanoke County/Salem Jail	4	6	25	0	35	1

Jail Number	Jail Name	Inmates Receiving Anti-Psychotic Meds	Inmates Receiving Mood Stabilizer Meds	Inmates Receiving Anti-Depressant Meds	Inmates Receiving Anti-Anxiety Meds	Total Medications Dispensed	Inmates Who Refused Psychotropic Meds
163	Rockbridge Regional Jail	48	7	36	5	96	0
165	Rockingham-Harrisonburg Regional Jail	9	20	21	0	50	2
171	Shenandoah County Jail	8	0	3	3	14	0
175	Southampton County Jail	0	0	3	0	3	0
183	Sussex County Jail	0	1	2	0	3	0
187	Warren County Jail	11	6	3	0	20	0
193	Northern Neck Regional Jail	7	2	12	0	21	2
220	Danville Adult Detention Center	4	1	0	0	5	0
460	Pamunkey Regional Jail	25	10	28	3	66	2
465	Riverside Regional Jail	120	164	312	73	669	24
470	Virginia Peninsula Regional	28	10	86	14	138	0
475	Hampton Roads Regional Jail	133	56	155	35	379	18
480	New River Regional Jail	50	23	110	8	191	6
485	Blue Ridge Regional Jail Authority	68	48	137	12	265	29
490	Peumansend Creek Regional	0	0	11	0	11	1
491	Southside Regional Jail	37	8	8	0	53	1
492	Southwest Virginia Regional Jail	89	33	315	14	451	12
493	Middle River Regional Jail	29	16	56	5	106	21
494	Western Virginia Regional Jail	36	289	122	26	473	76
510	Alexandria Detention Center	35	12	48	8	103	14
520	Bristol City Jail	3	6	14	1	24	2
550	Chesapeake City Jail	62	43	131	56	292	4
590	Danville City Jail	21	9	26	1	57	0
620	Western Tidewater Regional	19	17	41	2	79	5
630	Rappahannock Regional Jail	81	25	111	20	237	0
650	Hampton Correctional Facility	8	4	18	2	32	0
690	Martinsville City Jail	9	3	14	3	29	4
700	Newport News City Jail	16	8	47	0	71	1
710	Norfolk City Jail	49	15	49	3	116	7
740	Portsmouth City Jail	0	0	0	0	0	0
760	Richmond City Jail	28	18	87	6	139	14
770	Roanoke City Jail	32	25	73	28	158	7
810	Virginia Beach Correction Ctr	53	51	154	21	279	27
	Total	1588	1232	2969	485	6274	517

Appendix G: Mental Health Treatment Expenditures

Jail Number	Jail Name	FY10 Reported Cost of MH Meds	FY10 Reported Cost of MH Services	Total Reported Treatment Costs
001	Accomack County Jail	\$1,588	\$16,949	\$18,537
003	Albemarle-Charlottesville Regional Jail	\$230,057	\$166,165	\$396,222
009	Amherst County Jail	\$0	\$0	\$0
011	Appomattox County Jail	\$0	\$0	\$0
013	Arlington County Detention	\$57,499	\$273,600	\$331,099
023	Botetourt County Jail	\$1,400	\$2,250	\$3,650
025	Brunswick County Jail	\$844	\$70	\$914
037	Charlotte County Jail	\$6,000	\$0	\$6,000
041	Chesterfield County Jail	\$62,860	\$48,500	\$111,360
047	Culpeper County Jail	\$51,000	\$0	\$51,000
053	Dinwiddie County Jail	\$240	\$60	\$300
059	Fairfax Adult Detention Center	\$200,000	\$800,000	\$1,000,000
061	Fauquier County Jail	\$20,500	\$5,100	\$25,600
067	Franklin County Jail	\$0	\$0	\$0
069	Northwestern Regional Jail	\$56,603	\$239,772	\$296,375
073	Gloucester County Jail	\$68,900	\$79,420	\$148,320
087	Henrico County Jail	\$172,224	\$563,781	\$736,005
089	Henry County Jail	\$8,540	\$0	\$8,540
103	Lancaster Correctional Center	\$9,500	\$500	\$10,000
107	Loudoun County Adult Detention	\$11,677	\$289,476	\$301,153
117	Mecklenburg County Jail	\$19,000	\$0	\$19,000
119	Middle Peninsula Regional	\$41,635	\$184,446	\$226,081
121	Montgomery County Jail	\$0	\$20,688	\$20,688
131	Eastern Shore Regional Jail	\$19,400	\$3,000	\$22,400
135	Piedmont Regional Jail	\$120,000	\$0	\$120,000
137	Central Virginia Regional Jail	\$179,400	\$14,784	\$194,184
139	Page County Jail	\$8,985	\$81,588	\$90,573
141	Patrick County Jail	\$1,100	\$5,000	\$6,100
143	Pittsylvania County Jail	\$0	\$0	\$0
153	Pr. William/Manassas Regional	\$175,260	\$233,280	\$408,540
157	Rappahannock County Jail	\$1,000	\$2,000	\$3,000
161	Roanoke County/Salem Jail	\$44,774	\$42,469	\$87,243
163	Rockbridge Regional Jail	\$58,169	\$2,400	\$60,569
165	Rockingham-Harrisonburg Regional Jail	\$24,952	\$8,800	\$33,752
171	Shenandoah County Jail	\$0	\$0	\$0
175	Southampton County Jail	\$5,500	\$5,500	\$11,000
183	Sussex County Jail	\$15,000	\$3,000	\$18,000
187	Warren County Jail	\$3,960	\$0	\$3,960
193	Northern Neck Regional Jail	\$34,000	\$70,407	\$104,407
220	Danville Adult Detention Center	\$5,000	\$4,500	\$9,500
460	Pamunkey Regional Jail	\$156,613	\$0	\$156,613

Jail Number	Jail Name	FY10 Reported Cost of MH Meds	FY10 Reported Cost of MH Services	Total Reported Treatment Costs
465	Riverside Regional Jail	\$326,128	\$291,832	\$617,960
470	Virginia Peninsula Regional	\$100,108	\$4,487	\$104,595
475	Hampton Roads Regional Jail	\$201,893	\$384,050	\$585,943
480	New River Regional Jail	\$5,248	\$99,984	\$105,232
485	Blue Ridge Regional Jail Authority	\$137,513	\$264,600	\$402,113
490	Peumansend Creek Regional	\$6,137	\$3,783	\$9,920
491	Southside Regional Jail	\$41,942	\$18,900	\$60,842
492	Southwest Virginia Regional Jail	\$134,984	\$135,000	\$269,984
493	Middle River Regional Jail	\$104,253	\$423,175	\$527,428
494	Western Virginia Regional Jail	\$34,191	\$235,346	\$269,537
510	Alexandria Detention Center	\$129,107	\$1,171,119	\$1,300,226
520	Bristol City Jail	\$6,108	\$7,800	\$13,908
550	Chesapeake City Jail	\$69,749	\$382,096	\$451,845
590	Danville City Jail	\$488,956	\$340,742	\$829,698
620	Western Tidewater Regional	\$99,339	\$85,920	\$185,259
630	Rappahannock Regional Jail	\$148,171	\$207,966	\$356,137
650	Hampton Correctional Facility	\$29,340	\$0	\$29,340
690	Martinsville City Jail	\$3,700	\$0	\$3,700
700	Newport News City Jail	\$80,590	\$0	\$80,590
710	Norfolk City Jail	\$30,188	\$196,465	\$226,653
740	Portsmouth City Jail	\$0	\$0	\$0
760	Richmond City Jail	\$69,847	\$80,470	\$150,317
770	Roanoke City Jail	\$0	\$0	\$0
810	Virginia Beach Correction Ctr	\$125,209	\$0	\$125,209
	Total	\$4,245,881	\$7,501,240	\$11,747,121

Appendix H: Incidents of Inmate Aggression

Jail Number	Jail Name	Incidents of Aggression	MI Perpetrators	MI Victims
001	Accomack County Jail	0	0	0
003	Albemarle-Charlottesville Regional Jail	16	10	2
009	Amherst County Jail	0	0	0
011	Appomattox County Jail	0	0	0
013	Arlington County Detention Facility	2	2	0
023	Botetourt County Jail	0	0	0
025	Brunswick County Jail	0	0	0
037	Charlotte County Jail	1	1	0
041	Chesterfield County Jail	7	2	1
047	Culpeper County Jail	7	5	1
053	Dinwiddie County Jail	0	0	0
059	Fairfax Adult Detention Center	0	0	0
061	Fauquier County Jail	0	0	0
067	Franklin County Jail	0	0	0
069	Northwestern Regional Jail	7	7	2
073	Gloucester County Jail	1	1	0
087	Henrico County Jail	68	11	4
089	Henry County Jail	6	0	0
103	Lancaster Correctional Center	0	0	0
107	Loudoun County Adult Detention	5	0	0
117	Mecklenburg County Jail	0	0	0
119	Middle Peninsula Regional	3	2	1
121	Montgomery County Jail	3	3	2
131	Eastern Shore Regional Jail	1	0	0
135	Piedmont Regional Jail	0	0	0
137	Central Virginia Regional Jail	0	0	0
139	Page County Jail	3	1	0
141	Patrick County Jail	0	0	0
143	Pittsylvania County Jail	1	0	0
153	Pr. William/Manassas Regional	17	0	0
157	Rappahannock County Jail	0	0	0
161	Roanoke County/Salem Jail	1	1	0
163	Rockbridge Regional Jail	1	0	0
165	Rockingham-Harrisonburg Regional Jail	1	0	0
171	Shenandoah County Jail	0	0	0
175	Southampton County Jail	0	0	0
183	Sussex County Jail	0	0	0
187	Warren County Jail	0	0	0
193	Northern Neck Regional Jail	1	1	0
220	Danville Adult Detention Center	0	0	0
460	Pamunkey Regional Jail	0	0	0

Jail Number	Jail Name	Incidents of Aggression	MI Perpetrators	MI Victims
465	Riverside Regional Jail	41	10	2
470	Virginia Peninsula Regional	17	2	0
475	Hampton Roads Regional Jail	33	7	3
480	New River Regional Jail	6	1	0
485	Blue Ridge Regional Jail Authority	9	4	0
490	Peumansend Creek Regional	1	0	0
491	Southside Regional Jail	1	0	0
492	Southwest Virginia Regional Jail	0	0	0
493	Middle River Regional Jail	8	4	2
494	Western Virginia Regional Jail	18	8	4
510	Alexandria Detention Center	8	0	0
520	Bristol City Jail	1	1	0
550	Chesapeake City Jail	12	6	1
590	Danville City Jail	1	1	0
620	Western Tidewater Regional	6	0	0
630	Rappahannock Regional Jail	14	0	0
650	Hampton Correctional Facility	0	0	0
690	Martinsville City Jail	7	3	0
700	Newport News City Jail	3	3	0
710	Norfolk City Jail	7	5	2
740	Portsmouth City Jail	0	0	0
760	Richmond City Jail	7	1	0
770	Roanoke City Jail	22	1	0
810	Virginia Beach Correction Ctr	17	0	0
	Total	391	104	27