

A Report to the General Assembly

Compensation Board

December 1, 2004

the Collection *of fines and fees*

Clerks of the Circuit Court

Fiscal
Year **2004**

Commonwealth's Attorneys

FY04 Fines and Fees Report Compensation Board

Table of Contents

INTRODUCTION.....	II
CODE OF VIRGINIA.....	II
HISTORY OF FINES AND FEES REPORTING.....	II
PURPOSE OF FINES AND FEES REPORTING.....	II
DATA COLLECTION ISSUES	III
LOCAL COLLECTION EFFORTS	III
PRIOR AND CURRENT YEAR ASSESSMENTS AND COLLECTIONS.....	III
VARIANCES IN GROSS AMOUNT ASSESSMENTS	III
COLLECTION RATES IN EXCESS OF 100 PERCENT	IV
CHANGES IN COLLECTION METHODS.....	IV
INCREASE COLLECTION OF FINES AND FEES.....	V
ACTIONS IN FY04 TO INCREASE THE COLLECTION OF FINES AND FEES	V
RECOMMENDATIONS IN FY05 TO INCREASE THE COLLECTION OF FINES AND FEES.....	V
EXECUTIVE SUMMARY	VI
STATEWIDE COLLECTION DATA.....	VI
GRAPH 1 – STATEWIDE ASSESSMENT AND COLLECTION OF FINES AND FEES BY CIRCUIT COURT CLERKS (<i>SHOWN IN MILLIONS OF DOLLARS</i>)	VI
GRAPH 2 – STATEWIDE COLLECTION RATE BY CIRCUIT COURT CLERKS	VII
GRAPH 3 – STATEWIDE ASSESSMENT AND COLLECTION OF FINES AND FEES BY COMMONWEALTH’S ATTORNEYS (<i>SHOWN IN MILLIONS OF DOLLARS</i>)	VII
GRAPH 4 – STATEWIDE COLLECTION RATE BY COMMONWEALTH’S ATTORNEYS	VIII
SECTION A – FINES AND FEES ASSESSED AND COLLECTED	A
SECTION B – COMPARISON OF FY03 AND FY04 COLLECTIONS.....	B
SECTION C – APPENDIX.....	C

Introduction

Code of Virginia

§19.2-349 in the *Code of Virginia* requires that all Clerks of Courts collect on any fines or fees assessed within their court. If payment or a payment arrangement has not been made in thirty days, the account becomes delinquent. Ten days are allowed for the appeals process, after which the delinquent account becomes the responsibility of the Commonwealth's Attorney. The Commonwealth's Attorney or the collection agent chosen by the Commonwealth's Attorney is then responsible for the collection of the delinquent account.

History of Fines and Fees Reporting

The 1994 General Assembly adopted legislation directing the Compensation Board and the Department of Taxation to report to the Governor and the General Assembly regarding the fines, costs, forfeitures, and penalties assessed, collected, unpaid, and those which remain unsatisfied or do not meet the conditions of §19.2-354 by each circuit and district court. Pursuant to §19.2-349.C, the report shall include procedures established by the Department of Taxation and the Compensation Board pursuant to this section and a plan for increasing the collection of unpaid fines, costs, forfeitures, and penalties.

The compilation of information for the fines and fees report began in August 1995 with the receipt of collection rates from the Supreme Court (Appendix C-4) for all Circuit Court Clerks in Virginia. The Compensation Board previously met with representatives of the Virginia Association of Commonwealth's Attorneys, Supreme Court, Department of Taxation and a private collection agency to determine a reporting mechanism, which would accurately reflect the collection efforts of Commonwealth's Attorneys. The task force developed a fines and fees collection form (Appendix C-1), approved by the Compensation Board, and sent to all Commonwealth's Attorneys each year requesting collection data on the current fiscal year.

Purpose of Fines and Fees Reporting

The purpose of this document is to report collection efforts in Virginia by the Clerks of the Courts and the Commonwealth's Attorneys. This report does not compare collection methods chosen by Commonwealth's Attorneys or draw conclusions as to the effectiveness of any Clerk or Commonwealth's Attorney. The format in which the data is collected does not allow for meaningful comparisons to be made between collection methods or individual offices. Data collection issues are discussed on page iii.

Data Collection Issues

Local Collection Efforts

Data for individual courts and offices of Commonwealth's Attorneys should not be used to determine the relative effectiveness or ineffectiveness of local collection efforts. The manner in which the data is collected does not allow for a meaningful comparison to be made between offices or collection methods. Data collection issues include assessments and collections made in the current year and prior year, variances in gross amount assessments, current year assessments, and changes in collection methods.

Prior and Current Year Assessments and Collections

The data for prior and current year assessments and prior and current year collections are co-mingled. The primary data system used for reporting, the Financial Management System of the Supreme Court of Virginia, currently compares total assessed dollars to collected dollars. This report does not examine individual accounts to match assessed data with collected data but instead holds focus on court-wide activity. The Financial Management System was designed as an accounting system, not a collections system. Consequently, we cannot determine if the collection was made on a current or prior year assessment.

Variances in Gross Amount Assessments

The gross amount of delinquent fines, fees, costs, and penalties assessed in the data supplied by the Commonwealth's Attorneys represents the figures that have been forwarded from the Clerk's office of that locality. In some cases the amount of delinquencies in the Clerk's office does not match the amount assessed in the Commonwealth's Attorney's office. In a General District Court differences may be attributed to timing errors in the reporting, such as using assessment information for June 1, 2003 to May 31, 2004 to represent fiscal year 2004 data. The Clerk's office may mark an account delinquent in June but the Commonwealth's Attorney would not collect upon it until July. The Clerk's Financial Management System would not assess the funds, but the Commonwealth's Attorney would report the fines and fees in his/her data. The Compensation Board specifically requested assessment and collection figures for the time period of July 1, 2003 through June 30, 2004.

Collection Rates in Excess of 100 Percent

Some collection rates are over 100 percent. For example, a Commonwealth's Attorney reports that the District Court collection rate is 112.2 percent, as shown below.

Court	Net Assessed	Gross Collected	Net Collected	Gross Collection Rate
Circuit	\$156,171.04	\$92,598.94	\$76,857.12	59.3%
District	\$204,351.82	\$229,189.88	\$190,227.60	112.2%
Juvenile	\$32,860.78	\$14,432.70	\$11,979.14	43.9%

Collection rates in excess of 100 percent occur when collections have been reported from the previous year. For example, if a Clerk has not forwarded delinquent accounts in fiscal year 2004 but had forwarded delinquent accounts in fiscal year 2003 and those accounts are still being collected on, the amount assessed could be zero and the amount collected positive. The Compensation Board requested assessed figures for the time period July 1, 2003 through June 30, 2004. The following report includes collections on delinquent accounts for preceding years. The Supreme Court's Financial Management System does not provide data for Compensation Board use that would track the age of the account on which a payment is made.

Changes in Collection Methods

There may be Commonwealth's Attorneys' offices that changed collection methods in the middle of the fiscal year. Due to the nature of this report, the Compensation Board may combine the figures from the two collection methods to determine one collection percentage. It is noted, however; that two collection methods were used during that fiscal year. It should also be noted the Compensation Board reports collection figures under the same collection methods for the Commonwealth's Attorney for all courts. (In reality, the Clerk of each Court may have a different collection method than that of the Commonwealth's Attorney.) This information is not available to the Compensation Board because, *per law*, the Commonwealth's Attorney chooses the collection method, not the Circuit Court Clerk.



Increase Collection of Fines and Fees

Actions in FY04 to Increase the Collection of Fines and Fees

- The Compensation Board has included a comparison of prior year collection activities for Circuit Court Clerks and Commonwealth's Attorneys in the FY04 report;
- The Compensation Board addressed the importance of fines and fees collection with all newly elected and appointed Circuit Court Clerks and Commonwealth's Attorneys at the agency-sponsored New Officer Training seminar held in December 2003;
- The Compensation Board has made layout and design changes to the FY2004 Fines and Fees report to improve clarity and readability; and
- The Compensation Board placed the FY2003 Fines and Fees report on the agency Web site to improve accessibility.

Recommendations in FY05 to Increase the Collection of Fines and Fees

- The Compensation Board will address the importance of fines and fees collection with all newly elected or appointed Circuit Court Clerks and Commonwealth's Attorneys who attend the New Officer Training in December 2004;
- The Compensation Board will require with FY2005 data submissions that all Commonwealth's Attorneys review and resubmit a required policy statement (Appendix C-2) regarding the collection of fines and fees;
- The Compensation Board staff will meet with legislative staff to review fines and fees collection activities in the Commonwealth;
- The Compensation Board staff will ask the Supreme Court of Virginia to determine the cost necessary to modify the Supreme Court of Virginia Financial Management System to better track the assessment and collection data on a fiscal year basis;
- The Compensation Board staff will meet with Circuit Court Clerks and Supreme Court Staff to develop a "best practices" section of the FY05 fines and fees report; and
- The Compensation Board staff will once again meet with collection agents to seek recommendations to improve the collection of delinquent fines and fees.

Executive Summary

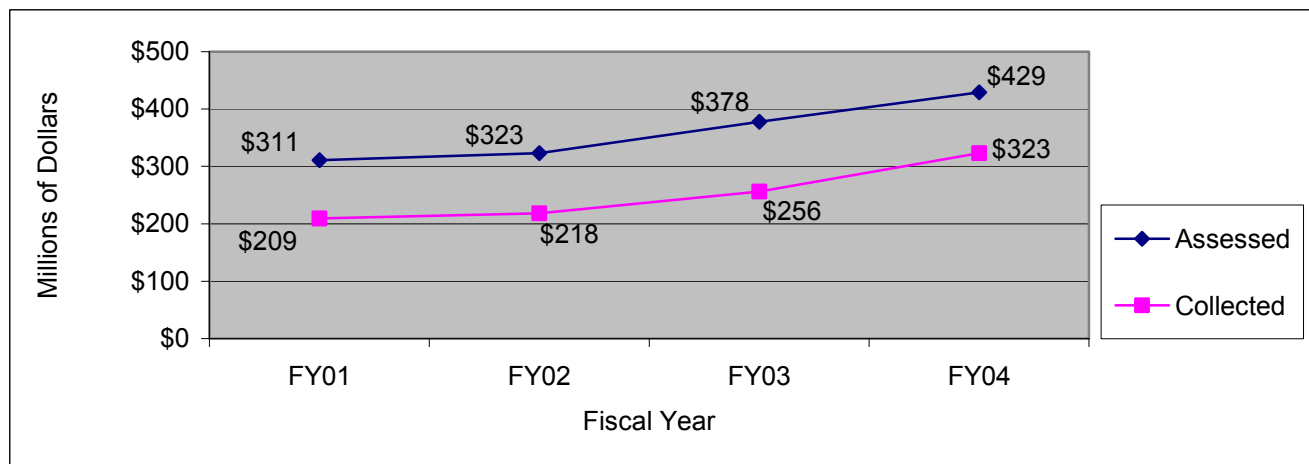
This is a report of fines and fees collection efforts by each Circuit Court Clerk and Commonwealth's Attorney for fiscal year 2004 for each court (Circuit, General District, Juvenile & Domestic Relations, and Combined). The Supreme Court of Virginia, through the Financial Management System, compiles the collection efforts of Circuit Court Clerks. The Compensation Board compiles collection efforts of the Commonwealth's Attorneys as reported in the fines and fees collection form (Appendix D-1).

Statewide Collection Data

2004	Assessments	Court Collections	Collection Rate	Rate Increase From 2003
Clerks of the Court	\$429,237,880.18	\$322,856,778.31	75.2%	+ 7.4

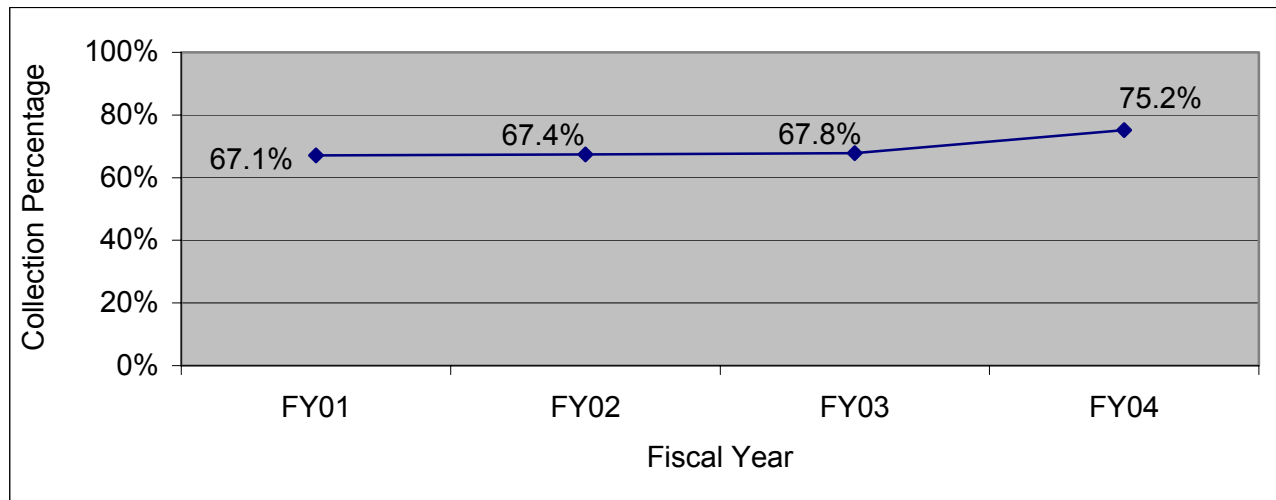
2004	Net Assessments	Total Gross Collections	Net Collections	Gross Collection Rate	Rate Increase From 2003
Commonwealth's Attorneys	\$95,291,503.13	\$50,084,608.39	\$39,500,884.73	52.6%	+ .8

Graph 1 – Statewide Assessment and Collection of Fines and Fees by Circuit Court Clerks *(shown in millions of dollars)*



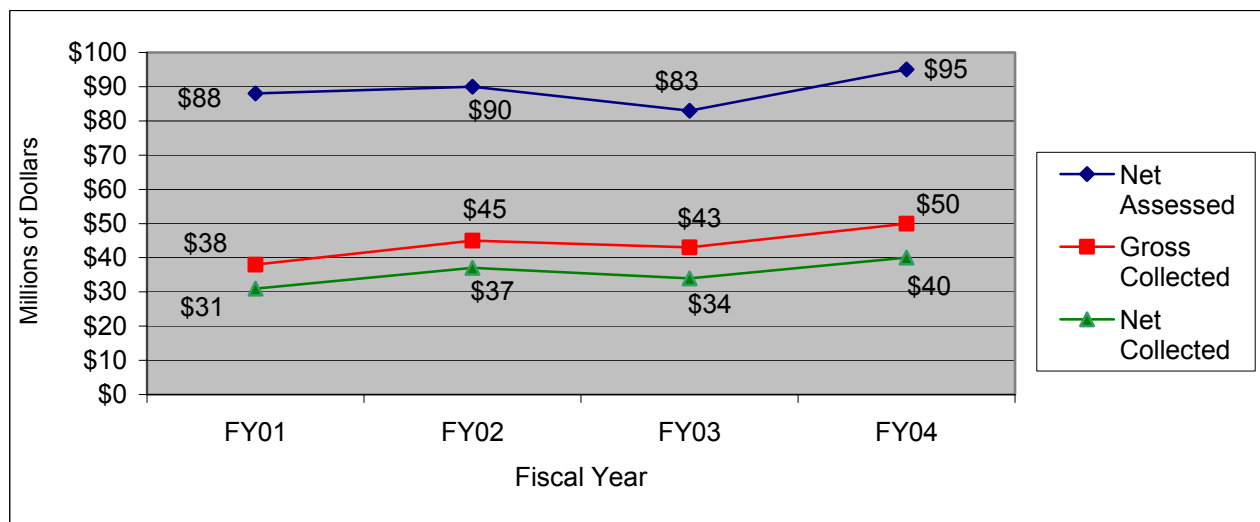
These data are rounded to the nearest million of dollars. Assessments and collections by Circuit Court Clerks have exhibited a steady rise over the past three years, 37.9% for assessments and 54.5% for collections.

Graph 2 – Statewide Collection Rate by Circuit Court Clerks



The statewide collection rate for Circuit Court Clerks has risen 8.1 percentage points over the three-year period from fiscal year 2001 to 2004.

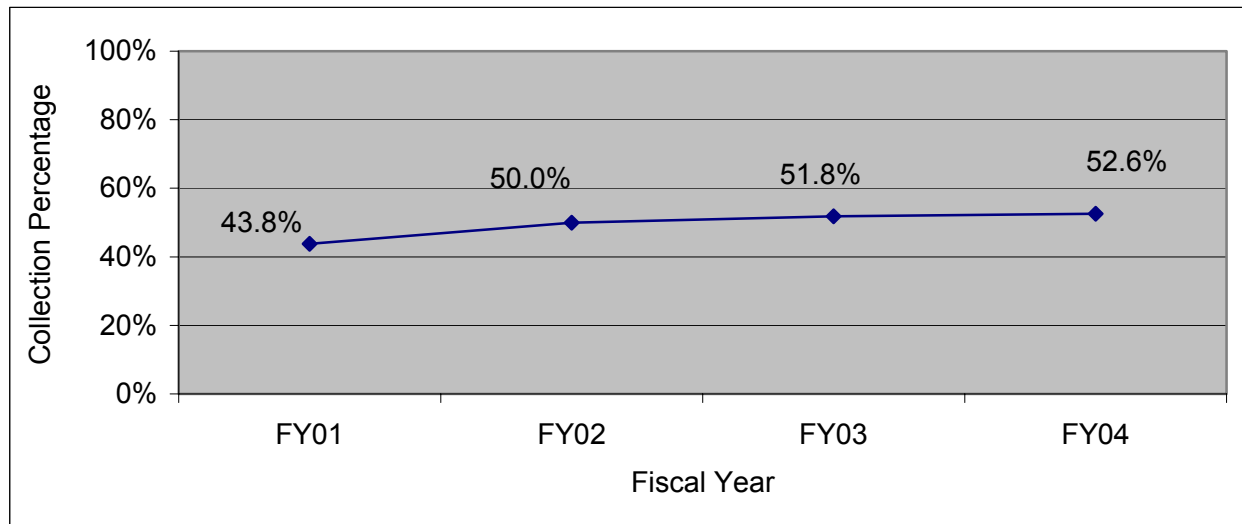
Graph 3 – Statewide Assessment and Collection of Fines and Fees by Commonwealth's Attorneys (*shown in millions of dollars*)



These data are rounded to the nearest million of dollars. Statewide net assessments made by Commonwealth's Attorneys have risen 8.0% over the three-year period. Gross

collections and net collection also rose during the period, 31.6% for gross collections and 29.0% for net collections.

Graph 4 – Statewide Collection Rate by Commonwealth’s Attorneys



The statewide collection rate for Commonwealth’s Attorneys has risen 8.8 percentage points over the three-year period from fiscal year 2001 to 2004.



FY04 Fines and Fees Report Compensation Board

Section A – Fines and Fees Assessed and Collected

Section A of this report details collection efforts of Circuit Court Clerks and Commonwealth's Attorneys for each locality. Fines, fees, costs, and penalties assessed by the Court, delinquent assessments sent to the Commonwealth's Attorneys, collections by the Court, and collection rates are shown for each locality. The Virginia Supreme Court compiles data for the Circuit Court Clerks. The Compensation Board calculates the collection rate of Circuit Court Clerks by taking the fines and costs collected divided by the assessed dollars reported.

The Compensation Board collects data from each Commonwealth's Attorney for each locality. The net assessments for Commonwealth's Attorneys are the total (gross) delinquent fines, fees, costs, and penalties assessed for the fiscal year minus any accounts that were manually removed by the Clerk of the Court and minus any accounts that were reported paid by the Department of Taxation Debt Sell-Off Program. Net collections for Commonwealth's Attorneys are the gross collections of fines, fees, costs, and penalties minus any fee for services by the collection agent. The collection rate is the gross collection divided by the net assessments.

FY04 Fines and Fees Report

		RESPONSIBILITY OF THE CIRCUIT COURT CLERK			RESPONSIBILITY OF THE COMMONWEALTH'S ATTORNEY				
		ASSESSED	COLLECTED	PERCENT COLLECTED	NET ASSESSED	GROSS COLLECTED	NET COLLECTED	GROSS PERCENT COLLECTED	COLLECTION METHOD
001									
ACCOMACK									
	CIRCUIT	\$495,555.77	\$337,910.03	68%	\$139,145.03	\$52,058.11	\$43,208.23	37%	Taxation
	DISTRICT	\$2,208,955.48	\$1,195,178.55	54%	\$634,244.78	\$225,576.23	\$187,228.27	36%	Taxation
	JUVENILE	\$71,374.44	\$39,922.20	56%	\$45,190.81	\$17,462.29	\$14,493.70	39%	Taxation
	COMBINED			0%				0%	
003									
ALBEMARLE									
	CIRCUIT	\$791,410.68	\$509,604.26	64%	\$161,229.58	\$64,757.00	\$53,748.31	40%	Taxation
	DISTRICT	\$1,636,185.48	\$1,417,852.67	87%	\$157,226.46	\$155,739.76	\$129,264.00	99%	Taxation
	JUVENILE	\$104,930.45	\$85,185.58	81%	\$23,117.76	\$17,059.64	\$14,159.50	74%	Taxation
	COMBINED			0%				0%	
005									
ALLEGHANY									
	CIRCUIT	\$394,247.84	\$253,287.25	64%	\$104,347.11	\$41,082.17	\$34,098.20	39%	Taxation
	DISTRICT			0%				0%	
	JUVENILE			0%				0%	
	COMBINED	\$1,274,511.81	\$1,070,896.23	84%	\$180,042.77	\$99,836.70	\$82,864.46	55%	Taxation

RESPONSIBILITY OF THE CIRCUIT COURT CLERK
RESPONSIBILITY OF THE COMMONWEALTH'S ATTORNEY
007

AMELIA

	ASSESSED	COLLECTED	PERCENT COLLECTED	NET ASSESSED	GROSS COLLECTED	NET COLLECTED	GROSS PERCENT COLLECTED	COLLECTION METHOD
CIRCUIT	\$162,055.16	\$101,277.05	63%	\$38,138.00	\$38,154.23	\$31,668.01	100%	Taxation
DISTRICT			0%				0%	
JUVENILE			0%				0%	
COMBINED	\$480,852.97	\$425,556.86	89%	\$56,484.38	\$68,476.29	\$56,835.32	121%	Taxation

009

AMHERST

CIRCUIT	\$522,245.52	\$341,165.56	65%	\$127,407.04	\$34,752.35	\$28,844.45	27%	Taxation
DISTRICT	\$994,073.95	\$891,234.24	90%	\$152,203.85	\$136,852.05	\$113,587.20	90%	Taxation
JUVENILE	\$119,133.34	\$61,818.86	52%	\$42,891.15	\$15,305.94	\$12,703.93	36%	Taxation
COMBINED			0%				0%	

011

APPOMATTOX

CIRCUIT	\$240,974.05	\$94,521.22	39%	\$46,041.84	\$15,794.05	\$13,109.06	34%	Taxation
DISTRICT	\$506,982.55	\$428,389.53	85%	\$70,806.04	\$43,369.23	\$35,996.46	61%	Taxation
JUVENILE	\$26,523.79	\$22,569.77	85%	\$7,561.24	\$6,998.76	\$5,808.97	93%	Taxation
COMBINED			0%				0%	

RESPONSIBILITY OF THE CIRCUIT COURT CLERK
RESPONSIBILITY OF THE COMMONWEALTH'S ATTORNEY
013

ARLINGTON/FALLS CHUR

	ASSESSED	COLLECTED	PERCENT COLLECTED	NET ASSESSED	GROSS COLLECTED	NET COLLECTED	GROSS PERCENT COLLECTED	COLLECTION METHOD
CIRCUIT	\$3,798,480.79	\$2,454,370.86	65%	\$1,044,357.06	\$409,311.82	\$339,728.81	39%	Taxation
DISTRICT	\$9,372,820.88	\$8,218,024.38	88%	\$456,746.02	\$811,762.11	\$673,762.55	178%	Taxation
JUVENILE	\$162,221.38	\$126,659.27	78%	\$38,222.97	\$25,900.70	\$21,497.58	68%	Taxation
COMBINED			0%	\$33,802.19	\$56,563.94	\$46,948.07	167%	Taxation

015

AUGUSTA

CIRCUIT	\$1,033,346.76	\$606,970.70	59%	\$77,295.45	\$43,571.94	\$36,164.71	56%	Taxation
DISTRICT	\$1,578,500.01	\$1,404,519.40	89%	\$203,500.71	\$175,510.41	\$145,673.64	86%	Taxation
JUVENILE	\$133,070.66	\$86,613.19	65%	\$52,007.51	\$25,827.58	\$21,436.89	50%	Taxation
COMBINED			0%				0%	

017

BATH

CIRCUIT	\$41,588.46	\$29,637.96	71%	\$2,944.44	\$5,240.23	\$4,349.39	178%	Taxation
DISTRICT			0%				0%	
JUVENILE			0%				0%	
COMBINED	\$123,735.60	\$119,608.89	97%	\$7,869.73	\$2,863.05	\$2,376.33	36%	Taxation

RESPONSIBILITY OF THE CIRCUIT COURT CLERK
RESPONSIBILITY OF THE COMMONWEALTH'S ATTORNEY

	ASSESSED	COLLECTED	PERCENT COLLECTED	NET ASSESSED	GROSS COLLECTED	NET COLLECTED	GROSS PERCENT COLLECTED	COLLECTION METHOD
--	----------	-----------	-------------------	--------------	-----------------	---------------	-------------------------	-------------------

019

BEDFORD

CIRCUIT	\$875,440.81	\$668,270.36	76%	\$212,719.39	\$96,444.29	\$80,048.76	45%	Taxation
DISTRICT	\$1,392,256.84	\$1,212,860.21	87%	\$118,860.88	\$129,303.58	\$107,321.97	109%	Taxation
JUVENILE	\$106,226.87	\$83,412.10	79%	\$42,278.61	\$25,759.00	\$21,379.97	61%	Taxation
COMBINED			0%				0%	

021

BLAND

CIRCUIT	\$112,420.61	\$80,550.22	72%	\$17,869.44	\$6,751.70	\$5,603.91	38%	Taxation
DISTRICT			0%				0%	
JUVENILE			0%				0%	
COMBINED	\$958,081.25	\$786,540.39	82%	\$160,589.93	\$52,920.00	\$43,923.60	33%	Taxation

023

BOTETOURT

CIRCUIT	\$459,143.75	\$344,565.70	75%	\$98,303.00	\$52,828.00	\$34,338.00	54%	In-House
DISTRICT			0%				0%	See page A-43
JUVENILE			0%				0%	footnote 1
COMBINED	\$1,697,626.83	\$1,512,280.55	89%	\$284,794.00	\$124,989.00	\$81,243.00	44%	In-House

RESPONSIBILITY OF THE CIRCUIT COURT CLERK
RESPONSIBILITY OF THE COMMONWEALTH'S ATTORNEY

	ASSESSED	COLLECTED	PERCENT COLLECTED	NET ASSESSED	GROSS COLLECTED	NET COLLECTED	GROSS PERCENT COLLECTED	COLLECTION METHOD
--	----------	-----------	----------------------	-----------------	--------------------	------------------	-------------------------------	----------------------

025

BRUNSWICK

CIRCUIT	\$619,881.37	\$538,858.98	87%	\$32,277.46	\$40,146.76	\$33,321.81	124%	Taxation
DISTRICT			0%				0%	
JUVENILE			0%				0%	
COMBINED	\$2,342,371.07	\$1,947,545.60	83%	\$456,774.87	\$255,522.35	\$212,083.55	56%	Taxation

027

BUCHANAN

CIRCUIT	\$483,470.91	\$205,400.62	42%	\$301,676.50	\$89,660.88	\$74,418.53	30%	Taxation
DISTRICT			0%				0%	
JUVENILE			0%				0%	
COMBINED	\$635,889.94	\$456,812.07	72%	\$147,921.26	\$97,947.82	\$81,296.69	66%	Taxation

029

BUCKINGHAM

CIRCUIT	\$131,315.98	\$71,747.15	55%	\$232,657.63	\$23,234.11	\$19,284.31	10%	Taxation
DISTRICT			0%				0%	
JUVENILE			0%				0%	
COMBINED	\$379,529.09	\$328,778.02	87%	\$67,826.53	\$40,403.70	\$33,535.07	60%	Taxation

RESPONSIBILITY OF THE CIRCUIT COURT CLERK
RESPONSIBILITY OF THE COMMONWEALTH'S ATTORNEY
031

CAMPBELL

	ASSESSED	COLLECTED	PERCENT COLLECTED	NET ASSESSED	GROSS COLLECTED	NET COLLECTED	GROSS PERCENT COLLECTED	COLLECTION METHOD
CIRCUIT	\$790,069.20	\$408,050.36	52%	\$309,463.42	\$100,748.11	\$83,620.93	33%	Taxation
DISTRICT	\$1,054,286.16	\$906,979.71	86%	\$53,042.02	\$111,453.11	\$92,506.08	210%	Taxation
JUVENILE	\$91,077.81	\$66,478.23	73%	\$24,282.55	\$17,385.82	\$14,430.23	72%	Taxation
COMBINED			0%				0%	

033

CAROLINE

CIRCUIT	\$689,805.71	\$642,631.98	93%	\$57,261.65	\$37,818.76	\$31,389.57	66%	Taxation
DISTRICT	\$2,061,208.38	\$1,758,568.19	85%	\$399,114.41	\$249,937.76	\$207,448.34	63%	Taxation
JUVENILE	\$64,149.14	\$44,232.21	69%	\$20,356.52	\$13,161.29	\$10,923.87	65%	Taxation
COMBINED			0%				0%	

035

CARROLL

CIRCUIT	\$412,371.31	\$221,334.47	54%	\$100,483.61	\$23,146.21	\$18,703.25	23%	E-Recovery Solutions
DISTRICT			0%				0%	
JUVENILE			0%				0%	
COMBINED	\$1,297,858.49	\$1,023,390.96	79%	\$275,037.49	\$85,766.88	\$68,856.93	31%	E-Recovery Solutions

RESPONSIBILITY OF THE CIRCUIT COURT CLERK
RESPONSIBILITY OF THE COMMONWEALTH'S ATTORNEY
036

CHARLES CITY CO

	ASSESSED	COLLECTED	PERCENT COLLECTED	NET ASSESSED	GROSS COLLECTED	NET COLLECTED	GROSS PERCENT COLLECTED	COLLECTION METHOD
CIRCUIT	\$132,216.56	\$92,478.48	70%	\$12,199.29	\$26,731.70	\$22,187.31	219%	Taxation
DISTRICT			0%				0%	
JUVENILE			0%				0%	
COMBINED	\$188,721.24	\$159,818.89	85%	\$44,521.57	\$29,696.70	\$24,648.26	67%	Taxation

037

CHARLOTTE

CIRCUIT	\$293,092.44	\$150,884.18	51%	\$61,095.47	\$14,652.11	\$12,161.25	24%	Taxation
DISTRICT	\$496,633.67	\$461,680.26	93%	\$50,731.26	\$55,574.41	\$46,126.76	110%	Taxation
JUVENILE	\$23,323.31	\$18,352.53	79%	\$7,847.02	\$3,788.29	\$3,144.28	48%	
COMBINED			0%				0%	

041

CHESTERFIELD

CIRCUIT	\$4,438,013.20	\$3,767,437.46	85%	\$2,249,969.86	\$614,767.47	\$510,257.00	27%	Taxation
DISTRICT	\$6,962,087.43	\$5,092,762.82	73%	\$1,839,643.27	\$935,394.85	\$654,931.51	51%	Huff, Poole & Mahoney
JUVENILE	\$400,680.88	\$334,017.83	83%	\$136,195.10	\$92,500.11	\$76,775.09	68%	Taxation
COMBINED			0%				0%	

RESPONSIBILITY OF THE CIRCUIT COURT CLERK
RESPONSIBILITY OF THE COMMONWEALTH'S ATTORNEY

	ASSESSED	COLLECTED	PERCENT COLLECTED	NET ASSESSED	GROSS COLLECTED	NET COLLECTED	GROSS PERCENT COLLECTED	COLLECTION METHOD
--	----------	-----------	----------------------	-----------------	--------------------	------------------	-------------------------------	----------------------

043

CLARKE

CIRCUIT	\$247,288.21	\$194,334.98	79%	\$15,493.14	\$12,201.00	\$10,126.83	79%	Taxation
DISTRICT	\$425,152.97	\$394,109.25	93%	\$38,390.13	\$38,790.05	\$32,195.74	101%	Taxation
JUVENILE	\$21,307.98	\$16,842.66	79%	\$3,592.65	\$2,186.52	\$1,814.81	61%	Taxation
COMBINED			0%				0%	

045

CRAIG

CIRCUIT	\$52,189.98	\$25,024.39	48%	\$10,632.45	\$6,024.35	\$5,000.21	57%	Taxation
DISTRICT			0%				0%	
JUVENILE			0%				0%	
COMBINED	\$88,717.11	\$71,626.28	81%	\$12,725.77	\$9,647.88	\$8,007.74	76%	Taxation

047

CULPEPER

CIRCUIT	\$763,673.21	\$573,017.03	75%	\$196,465.15	\$35,524.70	\$29,485.50	18%	Taxation
DISTRICT			0%				0%	
JUVENILE			0%				0%	
COMBINED	\$1,694,951.46	\$1,527,489.63	90%	\$189,045.57	\$160,558.11	\$133,263.23	85%	Taxation

RESPONSIBILITY OF THE CIRCUIT COURT CLERK
RESPONSIBILITY OF THE COMMONWEALTH'S ATTORNEY

	ASSESSED	COLLECTED	PERCENT COLLECTED	NET ASSESSED	GROSS COLLECTED	NET COLLECTED	GROSS PERCENT COLLECTED	COLLECTION METHOD
--	----------	-----------	-------------------	--------------	-----------------	---------------	-------------------------	-------------------

049

CUMBERLAND

CIRCUIT	\$195,632.63	\$53,390.26	27%	\$128,719.64	\$4,717.70	\$3,915.69	4%	Taxation
DISTRICT			0%				0%	
JUVENILE			0%				0%	
COMBINED	\$339,601.80	\$296,226.25	87%	\$47,006.48	\$29,959.82	\$24,866.65	64%	Taxation

051

DICKENSON

CIRCUIT	\$157,971.92	\$130,042.79	82%	\$37,437.49	\$37,350.94	\$31,001.28	100%	Taxation
DISTRICT			0%				0%	
JUVENILE			0%				0%	
COMBINED	\$435,224.43	\$353,379.00	81%	\$89,591.83	\$64,806.29	\$53,789.22	72%	Taxation

053

DINWIDDIE

CIRCUIT	\$588,032.69	\$388,785.03	66%	\$143,316.58	\$46,418.76	\$38,527.57	32%	Taxation
DISTRICT			0%				0%	
JUVENILE			0%				0%	
COMBINED	\$1,692,804.74	\$1,380,407.87	82%	\$358,144.58	\$241,955.11	\$200,822.74	68%	Taxation

RESPONSIBILITY OF THE CIRCUIT COURT CLERK
RESPONSIBILITY OF THE COMMONWEALTH'S ATTORNEY
057

ESSEX

	ASSESSED	COLLECTED	PERCENT COLLECTED	NET ASSESSED	GROSS COLLECTED	NET COLLECTED	GROSS PERCENT COLLECTED	COLLECTION METHOD
CIRCUIT	\$272,823.77	\$218,531.27	80%	\$32,509.28	\$13,442.89	\$9,410.02	41%	Huff, Poole, & Mahoney
DISTRICT			0%				0%	
JUVENILE			0%				0%	
COMBINED	\$1,124,198.74	\$954,262.89	85%	\$148,720.96	\$69,199.66	\$48,453.94	47%	Huff, Poole & Mahoney

059

FAIRFAX CO/FAIRFAX CIT

CIRCUIT	\$13,848,049.18	\$13,848,049.18	100%	\$1,194,892.52	\$415,714.76	\$345,043.25	35%	Taxation
DISTRICT	\$30,204,683.39	\$26,666,118.10	88%	\$1,381,144.19	\$2,868,833.47	\$2,381,131.78	208%	Taxation
JUVENILE	\$744,280.31	\$659,701.20	89%	\$109,715.11	\$89,796.41	\$74,531.02	82%	Taxation
COMBINED			0%				0%	

061

FAUQUIER

CIRCUIT	\$1,290,151.36	\$1,124,584.17	87%	\$156,171.04	\$92,598.94	\$76,857.12	59%	Taxation
DISTRICT	\$2,554,445.65	\$2,426,903.42	95%	\$204,351.82	\$229,189.88	\$190,227.60	112%	Taxation
JUVENILE	\$91,497.43	\$75,160.61	82%	\$32,860.78	\$14,432.70	\$11,979.14	44%	Taxation
COMBINED			0%				0%	

RESPONSIBILITY OF THE CIRCUIT COURT CLERK
RESPONSIBILITY OF THE COMMONWEALTH'S ATTORNEY

	ASSESSED	COLLECTED	PERCENT COLLECTED	NET ASSESSED	GROSS COLLECTED	NET COLLECTED	GROSS PERCENT COLLECTED	COLLECTION METHOD
--	----------	-----------	-------------------	--------------	-----------------	---------------	-------------------------	-------------------

063

FLOYD

CIRCUIT	\$125,431.89	\$80,828.18	64%	\$91,306.71	\$23,378.60	\$16,029.91	26%	In-House
DISTRICT			0%				0%	See page A-43
JUVENILE			0%				0%	footnote 1
COMBINED	\$184,079.57	\$130,108.19	71%	\$42,850.46	\$9,451.87	\$6,442.69	22%	In-House

065

FLUVANNA

CIRCUIT	\$204,348.86	\$117,606.44	58%	\$13,990.89	\$8,333.47	\$6,916.78	60%	Taxation
DISTRICT			0%				0%	
JUVENILE			0%				0%	
COMBINED	\$367,664.25	\$324,231.40	88%	\$46,040.67	\$38,678.94	\$32,103.52	84%	Taxation

067

FRANKLIN

CIRCUIT	\$718,917.69	\$468,111.06	65%	\$177,067.07	\$106,472.88	\$88,372.49	60%	Taxation
DISTRICT	\$1,035,831.84	\$899,482.31	87%	\$171,995.93	\$129,843.94	\$107,770.47	75%	Taxation
JUVENILE	\$61,340.54	\$50,462.29	82%	\$14,522.66	\$12,718.11	\$10,556.03	88%	Taxation
COMBINED			0%				0%	

RESPONSIBILITY OF THE CIRCUIT COURT CLERK
RESPONSIBILITY OF THE COMMONWEALTH'S ATTORNEY

	ASSESSED	COLLECTED	PERCENT COLLECTED	NET ASSESSED	GROSS COLLECTED	NET COLLECTED	GROSS PERCENT COLLECTED	COLLECTION METHOD
--	-----------------	------------------	------------------------------	-------------------------	----------------------------	--------------------------	--	------------------------------

069

FREDERICK

CIRCUIT	\$1,092,068.96	\$793,420.26	73%	\$321,892.21	\$110,744.23	\$91,917.71	34%	Taxation
DISTRICT	\$1,987,905.10	\$1,771,119.62	89%	\$125,842.67	\$260,091.76	\$215,876.16	207%	Taxation
JUVENILE	\$93,929.00	\$84,143.58	90%	\$15,273.22	\$10,005.17	\$8,304.29	66%	Taxation
COMBINED			0%				0%	

071

GILES

CIRCUIT	\$361,400.37	\$274,095.66	76%	\$109,869.01	\$36,807.41	\$30,550.15	34%	Taxation
DISTRICT			0%				0%	
JUVENILE			0%				0%	
COMBINED	\$916,143.13	\$808,791.96	88%	\$91,886.11	\$72,898.94	\$60,506.12	79%	Taxation

073

GLOUCESTER

CIRCUIT	\$443,509.47	\$247,960.76	56%	\$240,761.75	\$91,127.72	\$61,050.90	38%	Attorney-David Hudson
DISTRICT	\$844,722.34	\$728,665.31	86%	\$172,671.67	\$128,728.94	\$89,696.13	75%	Attorney-David Hudson
JUVENILE	\$67,571.92	\$38,813.60	57%	\$27,509.56	\$14,068.55	\$9,156.52	51%	Attorney-David Hudson
COMBINED			0%				0%	

RESPONSIBILITY OF THE CIRCUIT COURT CLERK
RESPONSIBILITY OF THE COMMONWEALTH'S ATTORNEY
075

GOOCHLAND

	ASSESSED	COLLECTED	PERCENT COLLECTED	NET ASSESSED	GROSS COLLECTED	NET COLLECTED	GROSS PERCENT COLLECTED	COLLECTION METHOD
CIRCUIT	\$254,803.32	\$187,952.42	74%	\$74,809.52	\$38,280.23	\$31,772.59	51%	Taxation
DISTRICT			0%				0%	
JUVENILE			0%				0%	
COMBINED	\$897,034.62	\$833,657.61	93%	(\$1,594.00)	\$72,546.82	\$60,213.86	0%	Taxation

077

GRAYSON/GALAX

CIRCUIT	\$339,069.32	\$209,043.40	62%	\$40,411.82	\$16,773.47	\$13,921.98	42%	Taxation
DISTRICT			0%				0%	
JUVENILE			0%				0%	
COMBINED	\$294,331.94	\$228,393.23	78%	\$196,468.91	\$87,287.11	\$72,448.30	44%	Taxation

079

GREENE

CIRCUIT	\$322,771.51	\$265,571.86	82%	\$29,126.21	\$12,876.17	\$10,687.22	44%	Taxation
DISTRICT			0%				0%	
JUVENILE			0%				0%	
COMBINED	\$625,393.00	\$563,691.09	90%	\$76,573.05	\$69,368.94	\$57,576.22	91%	Taxation

RESPONSIBILITY OF THE CIRCUIT COURT CLERK
RESPONSIBILITY OF THE COMMONWEALTH'S ATTORNEY
081

GREENSVILLE

	ASSESSED	COLLECTED	PERCENT COLLECTED	NET ASSESSED	GROSS COLLECTED	NET COLLECTED	GROSS PERCENT COLLECTED	COLLECTION METHOD
CIRCUIT	\$2,524,333.86	\$2,272,403.31	90%	\$156,840.33	\$57,988.58	\$48,130.52	37%	Taxation
DISTRICT			0%				0%	
JUVENILE			0%				0%	
COMBINED	\$4,026,090.26	\$3,449,298.94	86%	\$826,935.06	\$305,754.00	\$253,775.82	37%	Taxation

083

HALIFAX

CIRCUIT	\$524,039.82	\$319,655.95	61%	\$498,145.90	\$83,670.94	\$69,446.88	17%	Taxation
DISTRICT	\$1,061,412.89	\$900,241.50	85%	\$156,532.76	\$123,400.11	\$102,422.09	79%	Taxation
JUVENILE	\$39,069.72	\$25,043.41	64%	\$11,913.45	\$4,867.00	\$4,039.61	41%	Taxation
COMBINED			0%				0%	

085

HANOVER

CIRCUIT	\$1,927,264.36	\$1,199,901.96	62%	\$783,262.34	\$202,376.11	\$167,972.17	26%	Taxation
DISTRICT	\$3,034,722.60	\$2,604,070.44	86%	\$401,123.02	\$417,812.17	\$346,784.10	104%	Taxation
JUVENILE	\$109,693.46	\$102,785.12	94%	\$22,437.44	\$18,132.00	\$15,049.56	81%	Taxation
COMBINED			0%				0%	

RESPONSIBILITY OF THE CIRCUIT COURT CLERK
RESPONSIBILITY OF THE COMMONWEALTH'S ATTORNEY

	ASSESSED	COLLECTED	PERCENT COLLECTED	NET ASSESSED	GROSS COLLECTED	NET COLLECTED	GROSS PERCENT COLLECTED	COLLECTION METHOD
--	-----------------	------------------	------------------------------	-------------------------	----------------------------	--------------------------	--	------------------------------

087

HENRICO

CIRCUIT	\$6,188,637.78	\$3,507,304.70	57%	\$2,972,891.21	\$420,094.17	\$323,365.27	14%	Cantor & Cantor
DISTRICT	\$8,206,303.90	\$6,040,877.23	74%	\$2,015,916.55	\$1,128,449.65	\$868,568.79	56%	Cantor & Cantor
JUVENILE	\$414,791.15	\$216,712.06	52%	\$170,195.48	\$56,087.28	\$43,088.54	33%	Cantor & Cantor
COMBINED			0%				0%	

089

HENRY

CIRCUIT	\$802,632.95	\$492,352.39	61%	\$319,545.52	\$161,799.17	\$134,293.31	51%	Taxation
DISTRICT	\$1,208,914.15	\$968,323.64	80%	\$281,463.57	\$164,357.11	\$136,416.40	58%	Taxation
JUVENILE	\$98,914.10	\$73,129.38	74%	\$33,827.69	\$23,745.29	\$19,708.59	70%	Taxation
COMBINED			0%				0%	

091

HIGHLAND

CIRCUIT	\$20,751.69	\$23,643.65	114%	\$3,965.90	\$3,280.88	\$2,723.13	83%	Taxation
DISTRICT			0%				0%	
JUVENILE			0%				0%	
COMBINED	\$80,982.55	\$76,509.09	94%	\$5,700.13	\$3,103.94	\$2,576.27	54%	Taxation

RESPONSIBILITY OF THE CIRCUIT COURT CLERK
RESPONSIBILITY OF THE COMMONWEALTH'S ATTORNEY
093

ISLE OF WIGHT

	ASSESSED	COLLECTED	PERCENT COLLECTED	NET ASSESSED	GROSS COLLECTED	NET COLLECTED	GROSS PERCENT COLLECTED	COLLECTION METHOD
CIRCUIT	\$556,375.94	\$396,559.47	71%	\$128,139.80	\$77,717.70	\$64,505.69	61%	Taxation
DISTRICT	\$1,005,597.12	\$893,174.84	89%	\$187,363.42	\$142,655.29	\$118,403.89	76%	Taxation
JUVENILE	\$45,100.11	\$33,866.53	75%	\$14,513.55	\$6,479.52	\$5,378.00	45%	Taxation
COMBINED			0%				0%	

095

JAMES CITY CO/WILLIAM

CIRCUIT	\$1,363,555.46	\$1,015,550.27	74%	\$550,602.11	\$147,300.45	\$121,637.39	27%	Taxation / David Hudson
DISTRICT	\$2,104,398.42	\$1,815,065.56	86%	\$288,977.01	\$227,988.21	\$186,469.59	79%	Taxation / David Hudson
JUVENILE	\$140,638.97	\$112,652.78	80%	\$57,750.26	\$32,546.47	\$27,013.57	56%	Taxation
COMBINED			0%				0%	

097

KING & QUEEN

CIRCUIT	\$166,632.98	\$132,015.80	79%	\$26,403.20	\$14,098.64	\$11,701.87	53%	Taxation
DISTRICT	\$454,635.81	\$411,467.66	91%	\$34,664.47	\$46,173.82	\$38,324.27	133%	Taxation
JUVENILE	\$12,718.70	\$9,350.84	74%	\$5,040.76	\$3,843.29	\$3,189.93	76%	Taxation
COMBINED			0%				0%	

RESPONSIBILITY OF THE CIRCUIT COURT CLERK
RESPONSIBILITY OF THE COMMONWEALTH'S ATTORNEY
099

KING GEORGE

	ASSESSED	COLLECTED	PERCENT COLLECTED	NET ASSESSED	GROSS COLLECTED	NET COLLECTED	GROSS PERCENT COLLECTED	COLLECTION METHOD
CIRCUIT	\$917,721.23	\$836,524.71	91%	\$53,316.82	\$36,697.52	\$30,458.94	69%	Taxation
DISTRICT			0%				0%	
JUVENILE			0%				0%	
COMBINED	\$923,083.32	\$819,466.92	89%	\$119,174.40	\$82,321.11	\$68,326.52	69%	Taxation

101

KING WILLIAM

CIRCUIT	\$216,807.68	\$197,331.81	91%	\$21,363.79	\$16,970.64	\$14,085.63	79%	Taxation
DISTRICT	\$480,491.44	\$438,721.93	91%	\$50,301.79	\$64,490.35	\$53,526.99	128%	
JUVENILE	\$24,954.56	\$19,256.96	77%	\$5,754.44	\$5,007.52	\$4,156.24	87%	
COMBINED			0%				0%	

103

LANCASTER

CIRCUIT	\$256,667.85	\$171,440.83	67%	\$83,072.66	\$52,287.88	\$43,398.94	63%	Taxation
DISTRICT	\$331,428.55	\$298,804.26	90%	\$31,337.26	\$34,320.70	\$28,486.18	110%	Taxation
JUVENILE	\$19,854.31	\$15,837.66	80%	\$5,687.08	\$1,955.00	\$1,622.65	34%	Taxation
COMBINED			0%				0%	

RESPONSIBILITY OF THE CIRCUIT COURT CLERK
RESPONSIBILITY OF THE COMMONWEALTH'S ATTORNEY
105

LEE

	ASSESSED	COLLECTED	PERCENT COLLECTED	NET ASSESSED	GROSS COLLECTED	NET COLLECTED	GROSS PERCENT COLLECTED	COLLECTION METHOD
CIRCUIT	\$426,772.49	\$230,532.38	54%	\$450,206.53	\$98,355.23	\$81,634.84	22%	Taxation
DISTRICT			0%				0%	
JUVENILE			0%				0%	
COMBINED	\$521,901.94	\$378,746.67	73%	\$152,875.75	\$63,909.00	\$53,044.47	42%	Taxation

107

LOUDOUN

CIRCUIT	\$3,365,112.61	\$3,165,166.78	94%	\$113,895.15	\$95,939.05	\$79,629.21	84%	Taxation
DISTRICT	\$6,574,662.86	\$5,972,096.80	91%	\$676,424.44	\$438,677.05	\$364,101.95	65%	Taxation
JUVENILE	\$128,125.28	\$106,837.14	83%	\$20,084.71	\$14,801.82	\$12,285.51	74%	Taxation
COMBINED			0%				0%	

109

LOUISA

CIRCUIT	\$438,817.02	\$315,224.78	72%	\$74,725.73	\$29,654.17	\$24,612.96	40%	Taxation
DISTRICT			0%				0%	
JUVENILE			0%				0%	
COMBINED	\$1,008,013.96	\$845,994.04	84%	\$111,818.94	\$110,305.41	\$91,553.49	99%	Taxation

RESPONSIBILITY OF THE CIRCUIT COURT CLERK
RESPONSIBILITY OF THE COMMONWEALTH'S ATTORNEY

	ASSESSED	COLLECTED	PERCENT COLLECTED	NET ASSESSED	GROSS COLLECTED	NET COLLECTED	GROSS PERCENT COLLECTED	COLLECTION METHOD
--	-----------------	------------------	------------------------------	-------------------------	----------------------------	--------------------------	--	------------------------------

111

LUNENBURG

CIRCUIT	\$172,148.88	\$120,856.89	70%	\$67,915.15	\$49,048.76	\$40,710.47	72%	Taxation
DISTRICT			0%				0%	
JUVENILE			0%				0%	
COMBINED	\$374,358.91	\$317,495.61	85%	\$74,648.60	\$55,519.05	\$46,080.81	74%	Taxation

113

MADISON

CIRCUIT	\$427,609.74	\$395,264.90	92%	\$17,402.54	\$6,632.52	\$5,504.99	38%	Taxation
DISTRICT			0%				0%	
JUVENILE			0%				0%	
COMBINED	\$1,042,650.15	\$990,739.92	95%	\$68,563.95	\$84,555.94	\$70,181.43	123%	Taxation

115

MATHEWS

CIRCUIT	\$108,963.84	\$74,246.16	68%	\$41,440.04	\$12,359.17	\$10,258.11	30%	Taxation
DISTRICT	\$103,133.05	\$72,528.79	70%	\$32,068.19	\$18,918.66	\$12,389.69	59%	Attorney-David Hudson
JUVENILE	\$18,312.60	\$11,348.37	62%	\$8,724.30	\$3,659.88	\$3,037.70	42%	Taxation
COMBINED			0%				0%	

RESPONSIBILITY OF THE CIRCUIT COURT CLERK
RESPONSIBILITY OF THE COMMONWEALTH'S ATTORNEY

	ASSESSED	COLLECTED	PERCENT COLLECTED	NET ASSESSED	GROSS COLLECTED	NET COLLECTED	GROSS PERCENT COLLECTED	COLLECTION METHOD
--	-----------------	------------------	--------------------------	---------------------	------------------------	----------------------	--------------------------------	--------------------------

117

MECKLENBURG

CIRCUIT	\$1,113,425.89	\$977,479.22	88%	\$177,240.88	\$96,788.47	\$80,334.43	55%	Taxation
DISTRICT	\$2,770,397.79	\$2,375,243.09	86%	\$492,356.65	\$264,273.88	\$219,347.32	54%	Taxation
JUVENILE	\$47,507.22	\$35,631.35	75%	\$15,852.65	\$7,248.11	\$6,015.93	46%	Taxation
COMBINED			0%				0%	

119

MIDDLESEX

CIRCUIT	\$144,078.02	\$144,495.68	100%	\$40,518.77	\$37,117.52	\$30,807.54	92%	Taxation
DISTRICT	\$418,949.24	\$344,836.27	82%	\$70,816.67	\$33,722.48	\$22,219.80	48%	Attorney-David Hudson
JUVENILE	\$17,442.69	\$13,706.93	79%	\$7,783.96	\$3,906.82	\$3,242.66	50%	Taxation / David Hudson
COMBINED			0%				0%	

121

MONTGOMERY

CIRCUIT	\$1,231,806.99	\$598,356.98	49%	\$446,029.72	\$183,017.89	\$139,283.70	41%	E-Recovery Solutions
DISTRICT	\$2,769,337.28	\$2,384,938.46	86%	\$468,020.70	\$282,633.99	\$218,781.25	60%	E-Recovery Solutions
JUVENILE	\$104,725.85	\$66,199.69	63%	\$46,028.29	\$17,358.69	\$13,362.22	38%	E-Recovery Solutions
COMBINED			0%				0%	

RESPONSIBILITY OF THE CIRCUIT COURT CLERK
RESPONSIBILITY OF THE COMMONWEALTH'S ATTORNEY
125

NELSON

	ASSESSED	COLLECTED	PERCENT COLLECTED	NET ASSESSED	GROSS COLLECTED	NET COLLECTED	GROSS PERCENT COLLECTED	COLLECTION METHOD
CIRCUIT	\$200,855.67	\$100,641.89	50%	\$38,071.20	\$20,525.52	\$17,036.18	54%	Taxation
DISTRICT	\$607,594.65	\$536,617.18	88%	\$78,193.23	\$49,539.70	\$41,117.95	63%	Taxation
JUVENILE	\$43,257.04	\$35,361.88	82%	\$8,329.16	\$7,289.17	\$6,050.01	88%	Taxation
COMBINED			0%				0%	

127

NEW KENT

CIRCUIT	\$227,800.60	\$168,980.73	74%	\$155,609.07	\$48,280.41	\$32,207.11	31%	Attorney-David Hudson
DISTRICT	\$1,393,904.46	\$1,046,633.84	75%	\$322,972.88	\$201,968.45	\$137,144.10	63%	Attorney-David Hudson
JUVENILE	\$25,670.10	\$17,557.52	68%	\$6,227.00	\$4,527.27	\$3,033.98	73%	Attorney-David Hudson
COMBINED			0%				0%	

131

NORTHAMPTON

CIRCUIT	\$161,522.23	\$239,269.19	148%	\$83,760.43	\$54,088.70	\$44,893.62	65%	Taxation
DISTRICT	\$1,551,464.68	\$1,143,829.73	74%	\$252,181.55	\$219,309.05	\$182,026.51	87%	Taxation
JUVENILE	\$34,602.27	\$15,053.46	44%	\$6,418.20	\$7,732.35	\$6,417.85	120%	Taxation
COMBINED			0%				0%	

RESPONSIBILITY OF THE CIRCUIT COURT CLERK
RESPONSIBILITY OF THE COMMONWEALTH'S ATTORNEY

	ASSESSED	COLLECTED	PERCENT COLLECTED	NET ASSESSED	GROSS COLLECTED	NET COLLECTED	GROSS PERCENT COLLECTED	COLLECTION METHOD
--	----------	-----------	-------------------	--------------	-----------------	---------------	-------------------------	-------------------

133
NORTHUMBERLAND

CIRCUIT	\$199,787.53	\$131,287.49	66%	\$64,959.45	\$47,107.82	\$39,099.49	73%	Taxation
DISTRICT	\$229,706.82	\$193,824.13	84%	\$45,237.97	\$33,626.29	\$27,909.82	74%	Taxation
JUVENILE	\$18,522.00	\$15,428.53	83%	\$4,343.05	\$3,218.41	\$2,671.28	74%	Taxation
COMBINED			0%				0%	

135
NOTTOWAY

CIRCUIT	\$248,562.05	\$199,889.02	80%	\$82,689.88	\$41,609.82	\$34,536.15	50%	Taxation
DISTRICT			0%				0%	
JUVENILE			0%				0%	
COMBINED	\$635,706.59	\$527,755.88	83%	\$121,738.51	\$91,159.70	\$75,662.55	75%	Taxation

137
ORANGE

CIRCUIT	\$425,354.76	\$374,655.32	88%	\$75,324.21	\$31,616.47	\$26,241.67	42%	Taxation
DISTRICT			0%				0%	
JUVENILE			0%				0%	
COMBINED	\$917,615.82	\$814,859.97	89%	\$82,083.62	\$86,269.94	\$71,604.05	105%	Taxation

RESPONSIBILITY OF THE CIRCUIT COURT CLERK
RESPONSIBILITY OF THE COMMONWEALTH'S ATTORNEY

	ASSESSED	COLLECTED	PERCENT COLLECTED	NET ASSESSED	GROSS COLLECTED	NET COLLECTED	GROSS PERCENT COLLECTED	COLLECTION METHOD
--	-----------------	------------------	------------------------------	-------------------------	----------------------------	--------------------------	--	------------------------------

139

PAGE

CIRCUIT	\$478,519.38	\$382,407.48	80%	\$81,955.48	\$47,320.76	\$39,276.23	58%	Taxation
DISTRICT	\$823,332.60	\$757,031.41	92%	\$76,456.51	\$57,275.23	\$47,538.44	75%	Taxation
JUVENILE	\$53,273.29	\$47,763.63	90%	\$17,474.50	\$12,252.00	\$10,169.16	70%	
COMBINED			0%				0%	

141

PATRICK

CIRCUIT	\$252,276.38	\$162,889.82	65%	\$73,863.83	\$54,144.64	\$44,940.05	73%	Taxation
DISTRICT	\$268,295.61	\$214,906.21	80%	\$26,223.47	\$28,597.88	\$23,736.24	109%	Taxation
JUVENILE	\$26,334.04	\$18,027.46	68%	\$11,682.39	\$5,341.41	\$4,433.37	46%	Taxation
COMBINED			0%				0%	

143

PITTSYLVANIA

CIRCUIT	\$1,239,902.57	\$354,519.31	29%	\$373,705.30	\$92,797.64	\$77,022.04	25%	Taxation
DISTRICT	\$1,336,090.66	\$1,198,342.19	90%	\$187,115.18	\$118,074.94	\$98,002.20	63%	Taxation
JUVENILE	\$78,668.24	\$61,569.00	78%	\$18,453.73	\$9,212.47	\$7,646.35	50%	Taxation
COMBINED			0%				0%	

RESPONSIBILITY OF THE CIRCUIT COURT CLERK
RESPONSIBILITY OF THE COMMONWEALTH'S ATTORNEY

	ASSESSED	COLLECTED	PERCENT COLLECTED	NET ASSESSED	GROSS COLLECTED	NET COLLECTED	GROSS PERCENT COLLECTED	COLLECTION METHOD
--	----------	-----------	-------------------	--------------	-----------------	---------------	-------------------------	-------------------

145

POWHATAN

CIRCUIT	\$172,103.20	\$133,264.35	77%	\$58,650.16	\$42,847.76	\$35,563.64	73%	Taxation
DISTRICT			0%				0%	
JUVENILE			0%				0%	
COMBINED	\$452,461.42	\$427,883.05	95%	\$55,797.37	\$42,612.41	\$35,368.30	76%	Taxation

147

PRINCE EDWARD

CIRCUIT	\$706,461.77	\$378,405.86	54%	\$299,056.27	\$51,261.58	\$42,547.11	17%	Taxation
DISTRICT			0%				0%	
JUVENILE			0%				0%	
COMBINED	\$1,211,609.41	\$1,000,252.79	83%	\$225,020.14	\$129,504.52	\$107,488.75	58%	Taxation

149

PRINCE GEORGE

CIRCUIT	\$613,820.97	\$510,740.88	83%	\$104,549.17	\$32,591.11	\$27,050.62	31%	Taxation
DISTRICT			0%				0%	
JUVENILE			0%				0%	
COMBINED	\$1,928,470.28	\$1,637,885.10	85%	\$370,167.62	\$211,462.29	\$175,513.70	57%	Taxation

RESPONSIBILITY OF THE CIRCUIT COURT CLERK
RESPONSIBILITY OF THE COMMONWEALTH'S ATTORNEY

	ASSESSED	COLLECTED	PERCENT COLLECTED	NET ASSESSED	GROSS COLLECTED	NET COLLECTED	GROSS PERCENT COLLECTED	COLLECTION METHOD
--	----------	-----------	-------------------	--------------	-----------------	---------------	-------------------------	-------------------

153

PRINCE WILLIAM/MANAS

CIRCUIT	\$6,557,292.37	\$4,927,357.28	75%	\$956,536.47	\$239,424.71	\$160,661.93	25%	Atty-Wallace Covington
DISTRICT	\$11,532,187.12	\$9,776,892.73	85%	\$2,350,308.61	\$1,189,383.75	\$887,054.60	51%	Atty-Wallace Covington
JUVENILE	\$559,427.04	\$408,078.26	73%	\$205,604.01	\$77,603.90	\$57,205.31	38%	Atty-Wallace Covington
COMBINED			0%				0%	

155

PULASKI

CIRCUIT	\$1,089,276.56	\$343,356.65	32%	\$590,883.79	\$118,094.35	\$98,018.31	20%	Taxation
DISTRICT	\$1,455,511.97	\$1,178,880.64	81%	\$193,034.31	\$186,498.47	\$154,793.73	97%	Taxation
JUVENILE	\$114,812.96	\$69,719.74	61%	\$43,268.65	\$24,966.76	\$20,722.41	58%	Taxation
COMBINED			0%				0%	

157

RAPPAHANNOCK

CIRCUIT	\$94,151.55	\$91,169.17	97%	\$5,396.09	\$17,818.76	\$14,789.57	330%	Taxation
DISTRICT			0%				0%	
JUVENILE			0%				0%	
COMBINED	\$329,245.50	\$322,391.79	98%	\$20,375.12	\$26,807.58	\$22,250.29	132%	Taxation

RESPONSIBILITY OF THE CIRCUIT COURT CLERK
RESPONSIBILITY OF THE COMMONWEALTH'S ATTORNEY

	ASSESSED	COLLECTED	PERCENT COLLECTED	NET ASSESSED	GROSS COLLECTED	NET COLLECTED	GROSS PERCENT COLLECTED	COLLECTION METHOD
--	----------	-----------	-------------------	--------------	-----------------	---------------	-------------------------	-------------------

159

RICHMOND CO

CIRCUIT	\$135,253.80	\$107,670.15	80%	\$21,757.73	\$15,147.94	\$12,572.79	70%	Taxation
DISTRICT			0%				0%	
JUVENILE			0%				0%	
COMBINED	\$279,254.50	\$255,629.72	92%	\$31,835.57	\$23,260.00	\$19,305.80	73%	Taxation

161

ROANOKE CO

CIRCUIT	\$1,820,156.55	\$1,485,142.48	82%	\$186,266.52	\$114,987.51	\$95,439.62	62%	Taxation
DISTRICT	\$2,661,081.03	\$2,300,184.34	86%	\$359,009.18	\$282,073.29	\$234,120.83	79%	Taxation
JUVENILE	\$142,689.77	\$117,787.80	83%	\$39,052.23	\$25,961.64	\$21,548.16	66%	
COMBINED			0%				0%	

163

ROCKBRIDGE

CIRCUIT	\$403,054.24	\$275,136.01	68%	\$140,539.46	\$71,321.05	\$59,196.47	51%	Taxation
DISTRICT			0%				0%	
JUVENILE			0%				0%	
COMBINED	\$1,573,437.74	\$1,430,607.61	91%	\$160,690.35	\$122,028.35	\$101,283.53	76%	Taxation

RESPONSIBILITY OF THE CIRCUIT COURT CLERK
RESPONSIBILITY OF THE COMMONWEALTH'S ATTORNEY

	ASSESSED	COLLECTED	PERCENT COLLECTED	NET ASSESSED	GROSS COLLECTED	NET COLLECTED	GROSS PERCENT COLLECTED	COLLECTION METHOD
--	----------	-----------	-------------------	--------------	-----------------	---------------	-------------------------	-------------------

165

ROCKINGHAM/HARRISON

CIRCUIT	\$2,364,549.64	\$1,858,170.21	79%	\$533,602.42	\$187,710.35	\$155,799.59	35%	Taxation
DISTRICT	\$3,916,913.20	\$3,432,939.82	88%	\$434,607.29	\$431,927.29	\$358,499.65	99%	Taxation
JUVENILE	\$213,683.77	\$165,058.97	77%	\$64,199.63	\$39,765.58	\$33,005.43	62%	
COMBINED			0%				0%	

167

RUSSELL

CIRCUIT	\$359,966.15	\$199,999.30	56%	\$182,907.29	\$59,747.05	\$49,590.05	33%	Taxation
DISTRICT			0%				0%	
JUVENILE			0%				0%	
COMBINED	\$612,023.82	\$563,302.13	92%	\$80,800.56	\$84,613.52	\$70,229.22	105%	Taxation

169

SCOTT

CIRCUIT	\$200,017.32	\$183,629.96	92%	\$43,846.87	\$37,771.35	\$25,668.64	86%	Fines Management Ltd.
DISTRICT			0%				0%	
JUVENILE			0%				0%	
COMBINED	\$718,026.82	\$556,131.02	77%	\$162,282.64	\$45,761.78	\$31,059.25	28%	Fines Management Ltd.

RESPONSIBILITY OF THE CIRCUIT COURT CLERK
RESPONSIBILITY OF THE COMMONWEALTH'S ATTORNEY

	ASSESSED	COLLECTED	PERCENT COLLECTED	NET ASSESSED	GROSS COLLECTED	NET COLLECTED	GROSS PERCENT COLLECTED	COLLECTION METHOD
--	-----------------	------------------	------------------------------	-------------------------	----------------------------	--------------------------	--	------------------------------

171

SHENANDOAH

CIRCUIT	\$461,161.44	\$392,245.95	85%	\$105,545.37	\$66,544.88	\$55,232.25	63%	Taxation
DISTRICT			0%	\$228,153.63	\$189,906.76	\$157,622.61	83%	Taxation
JUVENILE	\$49,490.34	\$34,487.90	70%	\$15,353.68	\$5,711.76	\$4,740.76	37%	Taxation
COMBINED	\$2,081,686.15	\$1,830,363.53	88%				0%	

173

SMYTH

CIRCUIT	\$536,377.09	\$258,149.22	48%	\$47,253.07	\$66,119.82	\$54,879.45	140%	Taxation
DISTRICT	\$1,141,331.74	\$911,416.59	80%	\$242,579.81	\$126,962.11	\$105,378.55	52%	Taxation
JUVENILE	\$37,481.62	\$34,498.06	92%	\$6,031.98	\$12,638.11	\$10,489.63	210%	Taxation
COMBINED			0%				0%	

175

SOUTHAMPTON/FRANKLI

CIRCUIT	\$580,268.38	\$350,386.05	60%	\$392,228.89	\$117,054.57	\$81,938.20	30%	In-House
DISTRICT			0%				0%	See page A-43
JUVENILE			0%				0%	footnote 1
COMBINED	\$2,123,224.35	\$1,858,598.82	88%	\$357,154.18	\$242,250.05	\$201,067.54	68%	Taxation

RESPONSIBILITY OF THE CIRCUIT COURT CLERK
RESPONSIBILITY OF THE COMMONWEALTH'S ATTORNEY
177

SPOTTSYLVANIA

	ASSESSED	COLLECTED	PERCENT COLLECTED	NET ASSESSED	GROSS COLLECTED	NET COLLECTED	GROSS PERCENT COLLECTED	COLLECTION METHOD
CIRCUIT	\$1,353,224.37	\$791,855.89	59%	\$459,210.52	\$170,036.29	\$141,130.12	37%	Taxation
DISTRICT	\$3,339,422.52	\$2,806,598.12	84%	\$618,708.52	\$436,898.58	\$362,625.82	71%	Taxation
JUVENILE	\$198,343.48	\$170,912.04	86%	\$47,164.19	\$35,438.88	\$29,414.27	75%	Taxation
COMBINED			0%				0%	

179

STAFFORD

CIRCUIT	\$2,844,951.68	\$1,793,517.76	63%	\$990,510.73	\$240,801.29	\$199,865.07	24%	Taxation
DISTRICT	\$3,188,157.63	\$2,804,039.25	88%	\$491,477.08	\$445,504.11	\$369,768.41	91%	Taxation
JUVENILE	\$209,906.95	\$168,408.36	80%	\$63,689.52	\$38,101.29	\$31,624.07	60%	Taxation
COMBINED			0%				0%	

181

SURRY

CIRCUIT	\$50,904.64	\$35,335.04	69%	\$2,100.94	\$14,308.52	\$11,876.07	681%	Taxation
DISTRICT			0%				0%	
JUVENILE			0%				0%	
COMBINED	\$223,298.67	\$202,221.82	91%	\$32,623.32	\$30,625.64	\$25,419.28	94%	Taxation

RESPONSIBILITY OF THE CIRCUIT COURT CLERK
RESPONSIBILITY OF THE COMMONWEALTH'S ATTORNEY
183

SUSSEX

	ASSESSED	COLLECTED	PERCENT COLLECTED	NET ASSESSED	GROSS COLLECTED	NET COLLECTED	GROSS PERCENT COLLECTED	COLLECTION METHOD
CIRCUIT	\$990,178.86	\$826,595.88	83%	\$110,236.92	\$33,171.58	\$27,532.41	30%	Taxation
DISTRICT			0%				0%	
JUVENILE			0%				0%	
COMBINED	\$3,245,857.76	\$2,752,361.45	85%	\$492,144.58	\$232,691.88	\$193,134.26	47%	Taxation

185

TAZEWELL

CIRCUIT	\$1,111,807.61	\$543,829.51	49%	\$612,525.00	\$222,612.52	\$184,768.39	36%	Taxation
DISTRICT	\$1,119,423.72	\$899,753.06	80%	\$95,459.05	\$139,458.64	\$115,750.67	146%	Taxation
JUVENILE	\$89,365.96	\$65,971.10	74%	\$35,806.60	\$11,553.17	\$9,589.13	32%	Taxation
COMBINED			0%				0%	

187

WARREN

CIRCUIT	\$665,588.03	\$496,088.56	75%	\$116,417.63	\$51,860.64	\$43,044.33	45%	Taxation
DISTRICT	\$1,460,131.15	\$1,268,651.63	87%	\$195,682.99	\$161,966.47	\$134,432.17	83%	Taxation
JUVENILE	\$86,301.28	\$65,823.05	76%	\$23,996.54	\$15,030.58	\$12,475.38	63%	Taxation
COMBINED			0%				0%	

RESPONSIBILITY OF THE CIRCUIT COURT CLERK
RESPONSIBILITY OF THE COMMONWEALTH'S ATTORNEY
191

WASHINGTON

	ASSESSED	COLLECTED	PERCENT COLLECTED	NET ASSESSED	GROSS COLLECTED	NET COLLECTED	GROSS PERCENT COLLECTED	COLLECTION METHOD
CIRCUIT	\$792,158.65	\$368,032.35	46%	\$11,328.85	\$23,574.35	\$19,566.71	208%	Taxation
DISTRICT	\$1,440,687.26	\$1,170,115.12	81%	\$261,352.79	\$138,503.05	\$114,957.53	53%	Taxation
JUVENILE	\$56,767.04	\$43,820.99	77%	\$16,596.90	\$9,733.23	\$8,078.58	59%	Taxation
COMBINED			0%				0%	

193

WESTMORELAND

CIRCUIT	\$242,212.40	\$166,024.48	69%	\$45,696.43	\$26,810.35	\$22,252.59	59%	Taxation
DISTRICT	\$336,309.72	\$285,392.37	85%	\$90,424.99	\$53,448.52	\$44,362.27	59%	Taxation
JUVENILE	\$29,182.27	\$20,929.57	72%	\$10,031.18	\$4,593.11	\$3,812.28	46%	Taxation
COMBINED			0%				0%	

195

WISE

CIRCUIT	\$1,131,430.91	\$911,042.17	81%	\$129,308.92	\$99,172.66	\$66,147.54	77%	Fines Management Ltd.
DISTRICT	\$1,431,263.22	\$1,130,160.48	79%	\$318,315.48	\$110,293.00	\$74,394.98	35%	Fines Management Ltd.
JUVENILE	\$47,296.96	\$27,838.13	59%	\$10,114.87	\$6,198.91	\$4,029.20	61%	Fines Management Ltd.
COMBINED			0%				0%	

RESPONSIBILITY OF THE CIRCUIT COURT CLERK
RESPONSIBILITY OF THE COMMONWEALTH'S ATTORNEY

	ASSESSED	COLLECTED	PERCENT COLLECTED	NET ASSESSED	GROSS COLLECTED	NET COLLECTED	GROSS PERCENT COLLECTED	COLLECTION METHOD
--	-----------------	------------------	------------------------------	-------------------------	----------------------------	--------------------------	--	------------------------------

197

WYTHE

CIRCUIT	\$1,464,596.65	\$1,232,539.94	84%	\$92,217.96	\$25,195.35	\$20,912.14	27%	Taxation
DISTRICT	\$3,240,132.03	\$2,709,128.86	84%	\$506,696.54	\$200,836.58	\$166,694.36	40%	Taxation
JUVENILE	\$114,703.31	\$77,486.04	68%	\$50,224.15	\$18,426.94	\$15,294.36	37%	Taxation
COMBINED			0%				0%	

199

YORK

CIRCUIT	\$1,043,896.66	\$791,894.80	76%	\$260,809.75	\$154,546.11	\$111,598.56	59%	Quadros & Associates
DISTRICT	\$1,801,845.87	\$1,440,783.07	80%	\$421,292.97	\$256,562.90	\$184,833.96	61%	Quadros & Associates
JUVENILE	\$95,183.86	\$76,593.75	80%	\$28,789.98	\$18,217.45	\$13,120.23	63%	Quadros & Associates
COMBINED			0%				0%	

510

ALEXANDRIA

CIRCUIT	\$2,475,451.03	\$1,844,420.50	75%	\$268,779.20	\$270,373.70	\$224,410.17	101%	Taxation
DISTRICT	\$3,453,582.54	\$2,914,362.93	84%	(\$199,315.12)	\$378,528.41	\$314,178.58	0%	Taxation
JUVENILE	\$76,099.91	\$55,484.06	73%	(\$3,240.30)	\$27,303.52	\$22,661.92	0%	Taxation
COMBINED			0%				0%	

RESPONSIBILITY OF THE CIRCUIT COURT CLERK
RESPONSIBILITY OF THE COMMONWEALTH'S ATTORNEY
520

BRISTOL

	ASSESSED	COLLECTED	PERCENT COLLECTED	NET ASSESSED	GROSS COLLECTED	NET COLLECTED	GROSS PERCENT COLLECTED	COLLECTION METHOD
CIRCUIT	\$633,517.62	\$428,151.87	68%	\$114,261.92	\$41,332.41	\$34,305.90	36%	Taxation
DISTRICT	\$1,021,824.76	\$793,402.20	78%	\$147,855.29	\$118,801.94	\$98,605.61	80%	Taxation
JUVENILE	\$42,679.34	\$31,637.96	74%	\$12,095.18	\$7,340.88	\$6,092.93	61%	Taxation
COMBINED			0%				0%	

530

BUENA VISTA

CIRCUIT	\$120,608.23	\$97,805.69	81%	\$32,200.83	\$19,618.88	\$16,283.67	61%	Taxation
DISTRICT			0%				0%	
JUVENILE			0%				0%	
COMBINED	\$167,021.73	\$152,649.62	91%	\$18,352.44	\$24,533.88	\$20,363.12	134%	Taxation

540

CHARLOTTESVILLE

CIRCUIT	\$949,755.36	\$507,899.65	53%	\$228,318.95	\$117,447.35	\$97,481.30	51%	Taxation
DISTRICT	\$1,341,442.20	\$1,111,546.45	83%	\$149,054.58	\$150,022.17	\$124,518.40	101%	Taxation
JUVENILE	\$70,068.23	\$46,262.29	66%	\$24,210.05	\$19,378.41	\$16,084.08	80%	Taxation
COMBINED			0%				0%	

RESPONSIBILITY OF THE CIRCUIT COURT CLERK
RESPONSIBILITY OF THE COMMONWEALTH'S ATTORNEY

	ASSESSED	COLLECTED	PERCENT COLLECTED	NET ASSESSED	GROSS COLLECTED	NET COLLECTED	GROSS PERCENT COLLECTED	COLLECTION METHOD
--	----------	-----------	-------------------	--------------	-----------------	---------------	-------------------------	-------------------

550
CHESAPEAKE

CIRCUIT	\$5,284,566.63	\$3,729,664.92	71%	\$1,843,807.48	\$507,606.42	\$365,110.53	28%	Huff, Poole & Mahoney
DISTRICT	\$7,773,954.46	\$5,785,338.89	74%	\$1,811,646.66	\$1,201,150.06	\$840,884.57	66%	Huff, Poole & Mahoney
JUVENILE	\$280,909.26	\$196,939.09	70%	\$98,194.42	\$49,580.63	\$35,328.34	50%	Huff, Poole & Mahoney
COMBINED			0%				0%	

570
COLONIAL HEIGHTS

CIRCUIT	\$860,120.78	\$549,991.17	64%	\$331,938.74	\$94,711.29	\$78,610.37	29%	Taxation
DISTRICT			0%				0%	
JUVENILE			0%				0%	
COMBINED	\$994,628.33	\$840,201.74	84%	\$202,021.08	\$223,762.52	\$185,722.89	111%	Huff, Poole & Mahoney

590
DANVILLE

CIRCUIT	\$937,395.44	\$98,164.52	10%	\$1,130,833.22	\$421,559.37	\$295,091.18	37%	In-House
DISTRICT	\$1,369,704.01	\$978,630.97	71%	\$429,115.51	\$235,305.55	\$164,704.68	55%	See page A-43
JUVENILE	\$159,907.93	\$46,746.44	29%	\$58,589.56	\$21,543.03	\$15,080.06	37%	footnote 1
COMBINED			0%				0%	In-House

RESPONSIBILITY OF THE CIRCUIT COURT CLERK
RESPONSIBILITY OF THE COMMONWEALTH'S ATTORNEY
595

EMPORIA

	ASSESSED	COLLECTED	PERCENT COLLECTED	NET ASSESSED	GROSS COLLECTED	NET COLLECTED	GROSS PERCENT COLLECTED	COLLECTION METHOD
CIRCUIT			0%				0%	Combined w/ Greenville Co.
DISTRICT			0%				0%	See page A-43
JUVENILE			0%				0%	footnote 3
COMBINED	\$1,686,507.44	\$1,429,035.16	85%				0%	

600

FAIRFAX CITY

CIRCUIT			0%				0%	Combined w/ Fairfax Co.
DISTRICT	\$1,888,154.67	\$1,788,656.54	95%				0%	See page A-43
JUVENILE			0%				0%	footnote 3
COMBINED			0%				0%	

610

FALLS CHURCH

CIRCUIT			0%				0%	Combined w/ Arlington Co.
DISTRICT			0%				0%	See page A-43
JUVENILE			0%				0%	footnote 3
COMBINED	\$814,750.77	\$727,264.69	89%				0%	

RESPONSIBILITY OF THE CIRCUIT COURT CLERK
RESPONSIBILITY OF THE COMMONWEALTH'S ATTORNEY

ASSESSED	COLLECTED	PERCENT COLLECTED	NET ASSESSED	GROSS COLLECTED	NET COLLECTED	GROSS PERCENT COLLECTED	COLLECTION METHOD
----------	-----------	-------------------	--------------	-----------------	---------------	-------------------------	-------------------

620

FRANKLIN CITY

CIRCUIT			0%			0%	Combined w/ Southampton C ~
DISTRICT			0%			0%	See page A-43
JUVENILE			0%			0%	footnote 3
COMBINED	\$244,545.83	\$214,427.08	88%			0%	

630

FREDERICKSBURG

CIRCUIT	\$1,085,721.04	\$731,879.17	67%	\$385,694.14	\$158,297.64	\$131,387.04	41%	Taxation
DISTRICT	\$1,833,424.88	\$1,541,612.07	84%	\$200,549.82	\$257,664.52	\$213,861.55	128%	Taxation
JUVENILE	\$87,643.95	\$53,305.85	61%	\$28,608.03	\$14,435.29	\$11,981.29	50%	Taxation
COMBINED			0%				0%	

640

GALAX

CIRCUIT			0%			0%	Combined w/ Grayson Co.
DISTRICT			0%			0%	See page A-43
JUVENILE			0%			0%	footnote 3
COMBINED	\$436,499.62	\$295,654.74	68%			0%	

RESPONSIBILITY OF THE CIRCUIT COURT CLERK
RESPONSIBILITY OF THE COMMONWEALTH'S ATTORNEY

	ASSESSED	COLLECTED	PERCENT COLLECTED	NET ASSESSED	GROSS COLLECTED	NET COLLECTED	GROSS PERCENT COLLECTED	COLLECTION METHOD
--	-----------------	------------------	------------------------------	-------------------------	----------------------------	--------------------------	--	------------------------------

650
HAMPTON

CIRCUIT	\$2,582,531.42	\$1,667,609.28	65%	\$731,427.00	\$168,881.00	\$109,772.00	23%	City of Hampton
DISTRICT	\$5,401,675.60	\$3,793,915.60	70%	\$1,418,421.00	\$618,866.00	\$402,254.00	44%	City of Hampton
JUVENILE	\$240,071.78	\$107,323.29	45%	\$145,075.00	\$37,684.00	\$24,495.00	26%	City of Hampton
COMBINED			0%				0%	

670
HOPEWELL

CIRCUIT	\$365,770.71	\$217,522.14	59%	\$194,974.19	\$88,421.35	\$73,389.72	45%	Taxation
DISTRICT			0%				0%	
JUVENILE			0%				0%	
COMBINED	\$638,157.79	\$538,613.98	84%	\$111,380.37	\$130,297.23	\$108,146.70	117%	Taxation

680
LYNCHBURG

CIRCUIT	\$1,671,228.01	\$964,076.83	58%	\$644,902.63	\$217,898.88	\$180,856.07	34%	Taxation
DISTRICT	\$1,898,883.42	\$1,626,379.68	86%	\$335,827.44	\$349,838.23	\$290,365.73	104%	Taxation
JUVENILE	\$191,414.71	\$81,341.34	42%	\$63,803.42	\$31,875.88	\$26,456.98	50%	Taxation
COMBINED			0%				0%	

RESPONSIBILITY OF THE CIRCUIT COURT CLERK
RESPONSIBILITY OF THE COMMONWEALTH'S ATTORNEY
690

MARTINSVILLE

	ASSESSED	COLLECTED	PERCENT COLLECTED	NET ASSESSED	GROSS COLLECTED	NET COLLECTED	GROSS PERCENT COLLECTED	COLLECTION METHOD
CIRCUIT	\$854,929.83	\$508,160.47	59%	\$337,650.64	\$171,977.29	\$142,741.15	51%	Taxation
DISTRICT	\$809,240.20	\$626,601.33	77%	\$85,310.36	\$101,553.29	\$84,289.23	119%	Taxation
JUVENILE	\$59,386.83	\$39,533.89	67%	\$20,431.13	\$15,371.52	\$12,758.36	75%	Taxation
COMBINED			0%				0%	

700

NEWPORT NEWS

CIRCUIT	\$11,648,893.69	\$3,231,961.54	28%	\$1,456,228.50	\$885,317.17	\$734,813.25	61%	Taxation
DISTRICT	\$7,363,561.83	\$5,476,198.50	74%	\$2,548,983.85	\$1,247,073.30	\$897,359.85	49%	Quadros & Assoc.
JUVENILE	\$208,034.77	\$172,281.44	83%	\$58,296.72	\$88,920.47	\$73,803.99	153%	Taxation
COMBINED			0%				0%	

710

NORFOLK

CIRCUIT	\$4,721,924.77	\$1,048,125.54	22%	\$3,612,447.88	\$799,449.16	\$559,613.70	22%	Attorney-Glasser & Glasser
DISTRICT	\$9,596,798.02	\$5,232,042.61	55%	\$3,451,585.43	\$1,771,336.70	\$1,240,712.36	51%	Attorney-Glasser & Glasser
JUVENILE	\$290,350.97	\$117,086.00	40%	\$180,815.75	\$70,860.12	\$49,601.85	39%	Attorney-Glasser & Glasser
COMBINED			0%				0%	

RESPONSIBILITY OF THE CIRCUIT COURT CLERK
RESPONSIBILITY OF THE COMMONWEALTH'S ATTORNEY

	ASSESSED	COLLECTED	PERCENT COLLECTED	NET ASSESSED	GROSS COLLECTED	NET COLLECTED	GROSS PERCENT COLLECTED	COLLECTION METHOD
--	-----------------	------------------	------------------------------	-------------------------	----------------------------	--------------------------	--	------------------------------

730
PETERSBURG

CIRCUIT	\$1,277,213.70	\$696,083.14	55%	\$821,317.82	\$180,198.52	\$149,564.77	22%	Taxation
DISTRICT	\$2,302,104.58	\$1,548,372.62	67%	\$339,876.00	\$282,299.11	\$234,308.26	83%	Taxation
JUVENILE	\$210,619.90	\$83,646.56	40%	\$28,124.41	\$50,597.76	\$41,996.14	180%	Taxation
COMBINED			0%				0%	

740
PORTSMOUTH

CIRCUIT	\$3,269,841.80	\$472,140.76	14%	\$1,805,232.71	\$703,708.67	\$605,417.18	39%	Roland W. Dodson, LTD
DISTRICT	\$3,343,791.32	\$2,185,695.46	65%	\$2,797,321.78	\$2,290,335.10	\$2,171,359.82	82%	Roland W. Dodson, LTD
JUVENILE	\$216,279.62	\$87,381.43	40%	\$147,193.54	\$102,494.37	\$91,031.08	70%	Roland W. Dodson, LTD
COMBINED			0%				0%	

750
RADFORD

CIRCUIT	\$195,199.34	\$133,256.68	68%	\$115,396.57	\$25,668.58	\$21,304.92	22%	Taxation
DISTRICT			0%				0%	
JUVENILE			0%				0%	
COMBINED	\$668,950.44	\$542,037.26	81%	\$144,803.57	\$134,360.11	\$111,518.89	93%	Taxation

RESPONSIBILITY OF THE CIRCUIT COURT CLERK
RESPONSIBILITY OF THE COMMONWEALTH'S ATTORNEY

	ASSESSED	COLLECTED	PERCENT COLLECTED	NET ASSESSED	GROSS COLLECTED	NET COLLECTED	GROSS PERCENT COLLECTED	COLLECTION METHOD
--	-----------------	------------------	------------------------------	-------------------------	----------------------------	--------------------------	--	------------------------------

760
RICHMOND CITY

CIRCUIT	\$3,411,775.03	\$1,142,067.95	33%	\$2,570,752.20	\$484,607.30	\$339,418.73	19%	Marvel Collections
DISTRICT	\$7,927,506.87	\$5,964,393.92	75%	\$3,054,874.10	\$1,569,697.55	\$1,102,669.83	51%	Marvel Collections
JUVENILE	\$283,834.41	\$74,638.48	26%	\$165,625.92	\$67,593.85	\$47,315.67	41%	Marvel Collections
COMBINED			0%				0%	

764
MANCHESTER

CIRCUIT	\$656,110.05	\$135,370.45	21%				0%	Combined/ Richmond City
DISTRICT	\$2,074,648.00	\$520,683.77	25%				0%	See page A-43
JUVENILE			0%				0%	footnote 3
COMBINED			0%				0%	

770
ROANOKE CITY

CIRCUIT	\$1,281,582.52	\$783,371.16	61%	\$487,842.91	\$165,187.73	\$107,329.62	34%	In-House
DISTRICT	\$3,842,004.40	\$3,005,197.70	78%	\$970,327.75	\$412,920.30	\$265,715.16	43%	See page A- 43
JUVENILE	\$183,668.47	\$89,235.70	49%	\$79,197.09	\$21,194.66	\$13,895.39	27%	footnote 1
COMBINED			0%				0%	In-House

RESPONSIBILITY OF THE CIRCUIT COURT CLERK
RESPONSIBILITY OF THE COMMONWEALTH'S ATTORNEY
775

SALEM

	ASSESSED	COLLECTED	PERCENT COLLECTED	NET ASSESSED	GROSS COLLECTED	NET COLLECTED	GROSS PERCENT COLLECTED	COLLECTION METHOD
CIRCUIT	\$342,618.80	\$227,639.73	66%	\$92,211.83	\$52,055.47	\$43,206.04	56%	Taxation
DISTRICT			0%				0%	
JUVENILE			0%				0%	
COMBINED	\$845,042.66	\$731,689.79	87%	\$168,072.90	\$106,882.64	\$88,712.59	64%	Taxation

790

STAUNTON

CIRCUIT	\$448,954.02	\$231,562.42	52%	\$225,195.73	\$63,859.29	\$53,003.21	28%	Taxation
DISTRICT	\$718,130.69	\$577,524.88	80%	\$161,646.76	\$109,618.29	\$90,983.18	68%	Taxation
JUVENILE	\$72,134.63	\$46,090.69	64%	\$30,070.77	\$16,787.29	\$13,933.45	56%	Taxation
COMBINED			0%				0%	

800

SUFFOLK

CIRCUIT	\$1,880,110.77	\$1,137,939.04	61%	\$785,024.03	\$218,107.17	\$181,028.95	28%	Taxation
DISTRICT	\$2,195,197.96	\$1,919,064.35	87%	\$336,652.71	\$286,790.17	\$238,035.84	85%	Taxation
JUVENILE	\$99,139.44	\$74,116.51	75%	\$15,723.43	\$26,582.41	\$22,063.40	169%	Taxation
COMBINED			0%				0%	

RESPONSIBILITY OF THE CIRCUIT COURT CLERK
RESPONSIBILITY OF THE COMMONWEALTH'S ATTORNEY

	ASSESSED	COLLECTED	PERCENT COLLECTED	NET ASSESSED	GROSS COLLECTED	NET COLLECTED	GROSS PERCENT COLLECTED	COLLECTION METHOD
--	-----------------	------------------	------------------------------	-------------------------	----------------------------	--------------------------	--	------------------------------

810
VIRGINIA BEACH

CIRCUIT	\$7,753,735.19	\$5,147,105.38	66%	\$2,061,824.88	\$812,634.29	\$573,830.79	39%	Huff, Poole,& Mahoney
DISTRICT	\$14,347,885.74	\$11,114,935.31	77%	\$3,598,233.19	\$2,508,745.81	\$1,782,126.21	70%	Huff, Poole & Mahoney
JUVENILE	\$760,916.26	\$551,987.43	73%	\$230,482.70	\$90,464.49	\$64,669.25	39%	Huff, Poole & Mahoney
COMBINED			0%				0%	

820
WAYNESBORO

CIRCUIT	\$287,700.73	\$183,959.95	64%	\$160,369.56	\$75,209.52	\$62,423.90	47%	Taxation
DISTRICT	\$677,169.66	\$584,045.41	86%	\$80,645.03	\$110,403.00	\$91,634.49	137%	Taxation
JUVENILE	\$70,553.02	\$48,871.35	69%	\$27,202.09	\$14,672.82	\$12,178.44	54%	Taxation
COMBINED			0%				0%	

840
WINCHESTER

CIRCUIT	\$875,249.48	\$522,986.45	60%	\$343,064.62	\$97,612.17	\$81,018.10	28%	Taxation
DISTRICT	\$1,320,915.85	\$1,080,297.98	82%	\$133,656.38	\$227,509.29	\$188,832.71	170%	Taxation
JUVENILE	\$61,394.09	\$41,878.01	68%	\$23,612.67	\$12,419.23	\$10,307.96	53%	Taxation
COMBINED			0%				0%	

	RESPONSIBILITY OF THE CIRCUIT COURT CLERK			RESPONSIBILITY OF THE COMMONWEALTH'S ATTORNEY				
	ASSESSED	COLLECTED	PERCENT COLLECTED	NET ASSESSED	GROSS COLLECTED	NET COLLECTED	GROSS PERCENT COLLECTED	COLLECTION METHOD
GRAND TOTAL	\$429,237,880.18	\$322,856,778.31	75%	\$95,291,503.13	\$50,084,608.39	\$39,500,884.73	53%	

footnote 1

Collection cost percentages of expenses incurred for in-house collections:

	Collection Cost	Percentage
Botetourt	\$7,384.00	4.1%
Floyd	\$1,159.06	3.5%
Southampton	\$3,628.31	1.0%
Danville	\$57,716.63	8.5%
Roanoke City	\$62,180.09	10.3%

footnote 2

Collection data is provided by the Supreme Court for all Court Clerk's Offices, unless indicated otherwise. The Commonwealth's Attorneys provided their own collection data. The Compensation Board does not attest to the accuracy of this data.

footnote 3

For the city localities of Galax, Emporia, Fairfax, Falls Church, Franklin, and Manchester (Richmond) the Supreme Court reports fines and fees collections efforts separately.

Section B – Comparison of FY03 and FY04 Collections

Section B is a comparison of FY2003 and FY2004 collection activities for Commonwealth's Attorneys and offices of the Circuit Court Clerk by showing the variance between the two offices for each of the four courts by locality. The collection method chosen by the individual Commonwealth's Attorney is shown in Section C table also.

Collection of Fines Fees - FY03 and FY04 Variance

LOCALITY	COURT	Circuit Court Clerks				Commonwealth's Attorneys				
		FY03 Collections	FY04 Collections	Variance FY03 vs FY04	Percent Variance	FY03 Collections	FY04 Collections	Variance FY03 vs FY04	Percent Variance	Collection Method
ACCOMACK	CIRCUIT	\$264,917.76	\$337,910.03	72,992.27	27.55%	41,522.16	43,208.23	1,686.07	4.06%	Taxation
	DISTRICT	895,595.23	1,195,178.55	299,583.32	33.45%	169,857.69	187,228.27	17,370.58	10.23%	
	JUVENILE	25,531.86	39,922.20	14,390.34	56.36%	10,410.09	14,493.70	4,083.61	39.23%	
	COMBINED	-	-	-	-	-	-	-	-	
ALBEMARLE	CIRCUIT	1,507,694.34	509,604.26	(998,090.08)	-66.20%	60,149.61	53,748.31	(6,401.30)	-10.64%	Taxation
	DISTRICT	1,163,740.40	1,417,852.67	254,112.27	21.84%	118,593.34	129,264.00	10,670.66	9.00%	
	JUVENILE	61,288.39	85,185.58	23,897.19	38.99%	7,709.19	14,159.50	6,450.31	83.67%	
	COMBINED	-	-	-	-	-	-	-	-	
ALLEGHANY	CIRCUIT	186,080.99	253,287.25	67,206.26	36.12%	23,727.49	34,098.20	10,370.71	43.71%	Taxation
	DISTRICT	-	-	-	-	-	-	-	-	
	JUVENILE	-	-	-	-	-	-	-	-	
	COMBINED	719,020.30	1,070,896.23	351,875.93	48.94%	74,803.10	82,864.46	8,061.36	10.78%	
AMELIA	CIRCUIT	45,058.41	101,277.05	56,218.64	124.77%	25,013.45	31,668.01	6,654.56	26.60%	Taxation
	DISTRICT	-	-	-	-	-	-	-	-	
	JUVENILE	-	-	-	-	-	-	-	-	
	COMBINED	322,857.11	425,556.86	102,699.75	31.81%	52,517.06	56,835.32	4,318.26	8.22%	
AMHERST	CIRCUIT	219,477.31	341,165.56	121,688.25	55.44%	32,348.59	28,844.45	(3,504.14)	-10.83%	Taxation
	DISTRICT	552,187.30	891,234.24	339,046.94	61.40%	103,917.59	113,587.20	9,669.61	9.31%	
	JUVENILE	34,434.16	61,818.86	27,384.70	79.53%	11,411.89	12,703.93	1,292.04	11.32%	
	COMBINED	-	-	-	-	-	-	-	-	
APPOMATTOX	CIRCUIT	91,107.23	94,521.22	3,413.99	3.75%	9,865.61	13,109.06	3,243.45	32.88%	Taxation
	DISTRICT	359,192.32	428,389.53	69,197.21	19.26%	36,920.86	35,996.46	(924.40)	-2.50%	
	JUVENILE	7,915.10	22,569.77	14,654.67	185.15%	2,448.01	5,808.97	3,360.96	137.29%	
	COMBINED	-	-	-	-	-	-	-	-	
ARLINGTON COUNTY & FALLS CHURCH	CIRCUIT	1,918,687.07	2,454,370.86	535,683.79	27.92%	367,243.47	339,728.81	(27,514.66)	-7.49%	Taxation
	DISTRICT	5,843,947.01	8,218,024.38	2,374,077.37	40.62%	612,583.81	673,762.55	61,178.74	9.99%	
	JUVENILE	89,432.82	126,659.27	37,226.45	41.63%	18,116.96	21,497.58	3,380.62	18.66%	
	COMBINED	-	-	-	-	45,295.59	46,948.07	1,652.48	3.65%	
AUGUSTA	CIRCUIT	416,894.62	606,970.70	190,076.08	45.59%	31,890.50	36,164.71	4,274.21	13.40%	Taxation
	DISTRICT	1,122,389.62	1,404,519.40	282,129.78	25.14%	113,603.36	145,673.64	32,070.28	28.23%	
	JUVENILE	62,207.45	86,613.19	24,405.74	39.23%	12,774.82	21,436.89	8,662.07	67.81%	
	COMBINED	-	-	-	-	-	-	-	-	
BATH	CIRCUIT	22,135.08	29,637.96	7,502.88	33.90%	2,463.99	4,349.39	1,885.40	76.52%	Taxation
	DISTRICT	-	-	-	-	-	-	-	-	
	JUVENILE	-	-	-	-	-	-	-	-	
	COMBINED	93,677.95	119,608.89	25,930.94	27.68%	4,612.63	2,376.33	(2,236.30)	-48.48%	
BEDFORD COUNTY & BEDFORD CITY	CIRCUIT	565,633.34	668,270.36	102,637.02	18.15%	62,544.36	80,048.76	17,504.40	27.99%	Taxation
	DISTRICT	907,809.47	1,212,860.21	305,050.74	33.60%	103,816.47	107,321.97	3,505.50	3.38%	
	JUVENILE	48,004.27	83,412.10	35,407.83	73.76%	8,617.55	21,379.97	12,762.42	148.10%	
	COMBINED	-	-	-	-	-	-	-	-	

Collection of Fines Fees - FY03 and FY04 Variance

LOCALITY	COURT	Circuit Court Clerks				Commonwealth's Attorneys				
		FY03 Collections	FY04 Collections	Variance FY03 vs FY04	Percent Variance	FY03 Collections	FY04 Collections	Variance FY03 vs FY04	Percent Variance	Collection Method
BLAND	CIRCUIT	177,119.76	80,550.22	(96,569.54)	-54.52%	3,208.15	5,603.91	2,395.76	74.68%	Taxation
	DISTRICT	-	-	-		-	-	-		
	JUVENILE	-	-	-		-	-	-		
	COMBINED	759,955.84	786,540.39	26,584.55	3.50%	43,958.29	43,923.60	(34.69)	-0.08%	
BOTETOURT	CIRCUIT	349,149.22	344,565.70	(4,583.52)	-1.31%	48,751.72	34,338.00	(14,413.72)	-29.57%	In-House Page B-13, footnote 1
	DISTRICT	-	-	-		-	-	-		
	JUVENILE	-	-	-		-	-	-		
	COMBINED	1,338,755.10	1,512,280.55	173,525.45	12.96%	85,498.28	81,243.00	(4,255.28)	-4.98%	
BRUNSWICK	CIRCUIT	435,714.22	538,858.98	103,144.76	23.67%	40,200.04	33,321.81	(6,878.23)	-17.11%	Taxation
	DISTRICT	-	-	-		-	-	-		
	JUVENILE	-	-	-		-	-	-		
	COMBINED	1,473,310.83	1,947,545.60	474,234.77	32.19%	162,485.31	212,083.55	49,598.24	30.52%	
BUCHANAN	CIRCUIT	112,287.08	205,400.62	93,113.54	82.92%	63,633.16	74,418.53	10,785.37	16.95%	Taxation
	DISTRICT	-	-	-		-	-	-		
	JUVENILE	-	-	-		-	-	-		
	COMBINED	348,084.96	456,812.07	108,727.11	31.24%	71,048.39	81,296.69	10,248.30	14.42%	
BUCKINGHAM	CIRCUIT	54,997.73	71,747.15	16,749.42	30.45%	11,394.64	19,284.31	7,889.67	69.24%	Taxation
	DISTRICT	-	-	-		-	-	-		
	JUVENILE	-	-	-		-	-	-		
	COMBINED	221,022.55	328,778.02	107,755.47	48.75%	24,070.99	33,535.07	9,464.08	39.32%	
CAMPBELL	CIRCUIT	252,588.18	408,050.36	155,462.18	61.55%	77,695.74	83,620.93	5,925.19	7.63%	Taxation
	DISTRICT	670,540.64	906,979.71	236,439.07	35.26%	78,163.63	92,506.08	14,342.45	18.35%	
	JUVENILE	48,351.27	66,478.23	18,126.96	37.49%	12,568.13	14,430.23	1,862.10	14.82%	
	COMBINED	-	-	-		-	-	-		
CAROLINE	CIRCUIT	828,721.67	642,631.98	(186,089.69)	-22.46%	33,855.47	31,389.57	(2,465.90)	-7.28%	Taxation
	DISTRICT	1,723,660.09	1,758,568.19	34,908.10	2.03%	191,942.74	207,448.34	15,505.60	8.08%	
	JUVENILE	29,618.95	44,232.21	14,613.26	49.34%	10,423.91	10,923.87	499.96	4.80%	
	COMBINED	-	-	-		-	-	-		
CARROLL	CIRCUIT	200,700.68	221,334.47	20,633.79	10.28%	14,767.28	18,703.25	3,935.97	26.65%	E-Recovery Solutions
	DISTRICT	-	-	-		-	-	-		
	JUVENILE	-	-	-		-	-	-		
	COMBINED	833,871.45	1,023,390.96	189,519.51	22.73%	55,926.36	68,856.93	12,930.57	23.12%	
CHARLES CITY COUNTY	CIRCUIT	63,254.68	92,478.48	29,223.80	46.20%	13,666.35	22,187.31	8,520.96	62.35%	Taxation
	DISTRICT	-	-	-		-	-	-		
	JUVENILE	-	-	-		-	-	-		
	COMBINED	99,381.96	159,818.89	60,436.93	60.81%	13,353.07	24,648.26	11,295.19	84.59%	
CHARLOTTE	CIRCUIT	45,079.31	150,884.18	105,804.87	234.71%	1,852.59	12,161.25	10,308.66	556.45%	Taxation
	DISTRICT	412,767.64	461,680.26	48,912.62	11.85%	39,468.74	46,126.76	6,658.02	16.87%	
	JUVENILE	13,799.58	18,352.53	4,552.95	32.99%	1,972.53	3,144.28	1,171.75	59.40%	
	COMBINED	-	-	-		-	-	-		

Collection of Fines Fees - FY03 and FY04 Variance

LOCALITY	COURT	Circuit Court Clerks				Commonwealth's Attorneys				
		FY03 Collections	FY04 Collections	Variance FY03 vs FY04	Percent Variance	FY03 Collections	FY04 Collections	Variance FY03 vs FY04	Percent Variance	Collection Method
CHESTERFIELD	CIRCUIT	2,819,137.14	3,767,437.46	948,300.32	33.64%	480,057.20	510,257.00	30,199.80	6.29%	Taxation
	DISTRICT	4,305,092.22	5,092,762.82	787,670.60	18.30%	586,286.24	654,931.51	68,645.27	11.71%	Huff, Poole & Mahoney, P.C.
	JUVENILE	220,229.50	334,017.83	113,788.33	51.67%	61,539.47	76,775.09	15,235.62	24.76%	Taxation
	COMBINED	-	-	-	-	-	-	-	-	
CLARKE	CIRCUIT	173,702.24	194,334.98	20,632.74	11.88%	7,191.52	10,126.83	2,935.31	40.82%	Taxation
	DISTRICT	374,812.27	394,109.25	19,296.98	5.15%	40,829.36	32,195.74	(8,633.62)	-21.15%	
	JUVENILE	9,759.18	16,842.66	7,083.48	72.58%	1,716.25	1,814.81	98.56	5.74%	
	COMBINED	-	-	-	-	-	-	-	-	
CRAIG	CIRCUIT	20,080.43	25,024.39	4,943.96	24.62%	1,847.68	5,000.21	3,152.53	170.62%	Taxation
	DISTRICT	-	-	-	0.00%	-	-	-	-	
	JUVENILE	-	-	-	-	-	-	-	-	
	COMBINED	48,295.44	71,626.28	23,330.84	48.31%	6,883.03	8,007.74	1,124.71	16.34%	
CULPEPER	CIRCUIT	430,259.73	573,017.03	142,757.30	33.18%	20,676.32	29,485.50	8,809.18	42.61%	Taxation
	DISTRICT	-	-	-	-	-	-	-	-	
	JUVENILE	-	-	-	-	-	-	-	-	
	COMBINED	1,140,489.61	1,527,489.63	387,000.02	33.93%	103,954.42	133,263.23	29,308.81	28.19%	
CUMBERLAND	CIRCUIT	55,139.59	53,390.26	(1,749.33)	-3.17%	5,998.95	3,915.69	(2,083.26)	-34.73%	Taxation
	DISTRICT	-	-	-	-	-	-	-	-	
	JUVENILE	-	-	-	-	-	-	-	-	
	COMBINED	162,816.81	296,226.25	133,409.44	81.94%	23,715.31	24,866.65	1,151.34	4.85%	
DICKENSON	CIRCUIT	99,975.98	130,042.79	30,066.81	30.07%	31,148.04	31,001.28	(146.76)	-0.47%	Taxation
	DISTRICT	-	-	-	-	-	-	-	-	
	JUVENILE	-	-	-	-	-	-	-	-	
	COMBINED	219,909.03	353,379.00	133,469.97	60.69%	52,117.11	53,789.22	1,672.11	3.21%	
DINWIDDIE	CIRCUIT	238,978.99	388,785.03	149,806.04	62.69%	49,570.30	38,527.57	(11,042.73)	-22.28%	Taxation
	DISTRICT	-	-	-	-	-	-	-	-	
	JUVENILE	-	-	-	-	-	-	-	-	
	COMBINED	865,828.32	1,380,407.87	514,579.55	59.43%	164,512.02	200,822.74	36,310.72	22.07%	
ESSEX	CIRCUIT	186,205.10	218,531.27	32,326.17	17.36%	8,382.98	9,410.02	1,027.04	12.25%	Huff, Poole, & Mahoney
	DISTRICT	-	-	-	-	-	-	-	-	
	JUVENILE	-	-	-	-	-	-	-	-	
	COMBINED	822,272.65	954,262.89	131,990.24	16.05%	43,724.88	48,453.94	4,729.06	10.82%	
FAIRFAX COUNTY & FAIRFAX CITY	CIRCUIT	10,901,408.95	13,848,049.18	2,946,640.23	27.03%	151,984.32	345,043.25	193,058.93	127.03%	Taxation
	DISTRICT	18,079,640.41	26,666,118.10	8,586,477.69	47.49%	2,209,155.29	2,381,131.78	171,976.49	7.78%	
	JUVENILE	515,003.17	659,701.20	144,698.03	28.10%	62,161.62	74,531.02	12,369.40	19.90%	
	COMBINED	-	-	-	-	-	-	-	-	
FAUQUIER	CIRCUIT	1,006,605.41	1,124,584.17	117,978.76	11.72%	65,258.79	76,857.12	11,598.33	17.77%	Taxation
	DISTRICT	2,034,292.00	2,426,903.42	392,611.42	19.30%	171,347.98	190,227.60	18,879.62	11.02%	
	JUVENILE	58,587.46	75,160.61	16,573.15	28.29%	5,705.02	11,979.14	6,274.12	109.98%	
	COMBINED	-	-	-	-	-	-	-	-	

Collection of Fines Fees - FY03 and FY04 Variance

LOCALITY	COURT	Circuit Court Clerks				Commonwealth's Attorneys				
		FY03 Collections	FY04 Collections	Variance FY03 vs FY04	Percent Variance	FY03 Collections	FY04 Collections	Variance FY03 vs FY04	Percent Variance	Collection Method
FLOYD	CIRCUIT	87,424.19	80,828.18	(6,596.01)	-7.54%	22,889.51	16,029.91	(6,859.60)	-29.97%	In House Page B-13, footnote 1
	DISTRICT	-	-	-	-	-	-	-	-	
	JUVENILE	-	-	-	-	-	-	-	-	
	COMBINED	96,639.50	130,108.19	33,468.69	34.63%	6,978.78	6,442.69	(536.09)	-7.68%	
FLUVANNA	CIRCUIT	93,541.68	117,606.44	24,064.76	25.73%	6,281.83	6,916.78	634.95	10.11%	Taxation
	DISTRICT	-	-	-	-	-	-	-	-	
	JUVENILE	-	-	-	-	-	-	-	-	
	COMBINED	240,912.94	324,231.40	83,318.46	34.58%	37,359.22	32,103.52	(5,255.70)	-14.07%	
FRANKLIN	CIRCUIT	327,990.53	468,111.06	140,120.53	42.72%	77,331.63	88,372.49	11,040.86	14.28%	Taxation
	DISTRICT	645,986.25	899,482.31	253,496.06	39.24%	96,117.71	107,770.47	11,652.76	12.12%	
	JUVENILE	34,509.54	50,462.29	15,952.75	46.23%	8,545.38	10,556.03	2,010.65	23.53%	
	COMBINED	-	-	-	-	-	-	-	-	
FREDERICK	CIRCUIT	514,712.45	793,420.26	278,707.81	54.15%	69,524.99	91,917.71	22,392.72	32.21%	Taxation
	DISTRICT	1,284,734.72	1,771,119.62	486,384.90	37.86%	179,554.58	215,876.16	36,321.58	20.23%	
	JUVENILE	58,896.32	84,143.58	25,247.26	42.87%	4,723.67	8,304.29	3,580.62	75.80%	
	COMBINED	-	-	-	-	-	-	-	-	
GILES	CIRCUIT	205,797.92	274,095.66	68,297.74	33.19%	39,499.40	30,550.15	(8,949.25)	-22.66%	Taxation
	DISTRICT	-	-	-	-	-	-	-	-	
	JUVENILE	-	-	-	-	-	-	-	-	
	COMBINED	573,225.00	808,791.96	235,566.96	41.10%	54,502.38	60,506.12	6,003.74	11.02%	
GLOUCESTER	CIRCUIT	193,719.25	247,960.76	54,241.51	28.00%	34,304.23	61,050.90	26,746.67	77.97%	Attorney- David Hudson
	DISTRICT	597,532.71	728,665.31	131,132.60	21.95%	73,472.30	89,696.13	16,223.83	22.08%	
	JUVENILE	42,460.30	38,813.60	(3,646.70)	-8.59%	8,960.08	9,156.52	196.44	2.19%	
	COMBINED	-	-	-	-	-	-	-	-	
GOOCHLAND	CIRCUIT	128,834.34	187,952.42	59,118.08	45.89%	25,836.28	31,772.59	5,936.31	22.98%	Taxation
	DISTRICT	-	-	-	-	-	-	-	-	
	JUVENILE	-	-	-	-	-	-	-	-	
	COMBINED	561,220.66	833,657.61	272,436.95	48.54%	55,345.86	60,213.86	4,868.00	8.80%	
GRAYSON COUNTY & GALAX	CIRCUIT	178,168.53	209,043.40	30,874.87	17.33%	12,606.72	13,921.98	1,315.26	10.43%	Taxation
	DISTRICT	-	-	-	-	-	-	-	-	
	JUVENILE	-	-	-	-	-	-	-	-	
	COMBINED	172,080.66	228,393.23	56,312.57	32.72%	73,117.81	72,448.30	(669.51)	-0.92%	
GREENE	CIRCUIT	340,835.58	265,571.86	(75,263.72)	-22.08%	7,912.58	10,687.22	2,774.64	35.07%	Taxation
	DISTRICT	-	-	-	-	-	-	-	-	
	JUVENILE	-	-	-	-	-	-	-	-	
	COMBINED	695,375.43	563,691.09	(131,684.34)	-18.94%	44,713.36	57,576.22	12,862.86	28.77%	
GREENSVILLE COUNTY & EMPORIA	CIRCUIT	2,033,950.33	2,272,403.31	238,452.98	11.72%	45,586.13	48,130.52	2,544.39	5.58%	Taxation
	DISTRICT	-	-	-	-	-	-	-	-	
	JUVENILE	-	-	-	-	-	-	-	-	
	COMBINED	2,648,496.53	3,449,298.94	800,802.41	30.24%	317,349.27	253,775.82	(63,573.45)	-20.03%	

Collection of Fines Fees - FY03 and FY04 Variance

LOCALITY	COURT	Circuit Court Clerks				Commonwealth's Attorneys				
		FY03 Collections	FY04 Collections	Variance FY03 vs FY04	Percent Variance	FY03 Collections	FY04 Collections	Variance FY03 vs FY04	Percent Variance	Collection Method
HALIFAX	CIRCUIT	268,114.47	319,655.95	51,541.48	19.22%	68,978.17	69,446.88	468.71	0.68%	Taxation
	DISTRICT	642,329.91	900,241.50	257,911.59	40.15%	93,040.46	102,422.09	9,381.63	10.08%	
	JUVENILE	10,169.71	25,043.41	14,873.70	146.25%	4,142.13	4,039.61	(102.52)	-2.48%	
	COMBINED	-	-	-	-	-	-	-	-	
HANOVER	CIRCUIT	852,140.17	1,199,901.96	347,761.79	40.81%	139,804.37	167,972.17	28,167.80	20.15%	Taxation
	DISTRICT	1,820,484.91	2,604,070.44	783,585.53	43.04%	271,489.14	346,784.10	75,294.96	27.73%	
	JUVENILE	86,198.48	102,785.12	16,586.64	19.24%	7,302.77	15,049.56	7,746.79	106.08%	
	COMBINED	-	-	-	-	-	-	-	-	
HENRICO	CIRCUIT	3,132,125.51	3,507,304.70	375,179.19	11.98%	316,281.91	323,365.27	7,083.36	2.24%	Cantor & Cantor
	DISTRICT	5,255,647.65	6,040,877.23	785,229.58	14.94%	863,415.17	868,568.79	5,153.62	0.60%	
	JUVENILE	171,065.29	216,712.06	45,646.77	26.68%	44,992.29	43,088.54	(1,903.75)	-4.23%	
	COMBINED	-	-	-	-	-	-	-	-	
HENRY	CIRCUIT	357,526.12	492,352.39	134,826.27	37.71%	124,168.34	134,293.31	10,124.97	8.15%	Taxation
	DISTRICT	813,661.64	968,323.64	154,662.00	19.01%	111,953.76	136,416.40	24,462.64	21.85%	
	JUVENILE	50,563.46	73,129.38	22,565.92	44.63%	15,269.11	19,708.59	4,439.48	29.07%	
	COMBINED	-	-	-	-	-	-	-	-	
HIGHLAND	CIRCUIT	28,230.87	23,643.65	(4,587.22)	-16.25%	1,776.78	2,723.13	946.35	53.26%	Taxation
	DISTRICT	-	-	-	-	-	-	-	-	
	JUVENILE	-	-	-	-	-	-	-	-	
	COMBINED	80,094.66	76,509.09	(3,585.57)	-4.48%	7,590.35	2,576.27	(5,014.08)	-66.06%	
ISLE OF WIGHT	CIRCUIT	304,266.63	396,559.47	92,292.84	30.33%	42,520.07	64,505.69	21,985.62	51.71%	Taxation
	DISTRICT	667,650.20	893,174.84	225,524.64	33.78%	110,442.38	118,403.89	7,961.51	7.21%	
	JUVENILE	30,865.87	33,866.53	3,000.66	9.72%	9,793.75	5,378.00	(4,415.75)	-45.09%	
	COMBINED	-	-	-	-	-	-	-	-	
JAMES CITY COUNTY & WILLIAMSBURG	CIRCUIT	843,275.04	1,015,550.27	172,275.23	20.43%	106,955.27	121,637.39	14,682.12	13.73%	Taxation / David Hudson
	DISTRICT	1,429,611.10	1,815,065.56	385,454.46	26.96%	144,761.69	186,469.59	41,707.90	28.81%	Taxation / David Hudson
	JUVENILE	75,336.56	112,652.78	37,316.22	49.53%	18,938.59	27,013.57	8,074.98	42.64%	Taxation
	COMBINED	-	-	-	-	-	-	-	-	
KING & QUEEN	CIRCUIT	190,132.47	132,015.80	(58,116.67)	-30.57%	18,208.93	11,701.87	(6,507.06)	-35.74%	Taxation
	DISTRICT	395,536.67	411,467.66	15,930.99	4.03%	41,258.03	38,324.27	(2,933.76)	-7.11%	
	JUVENILE	10,925.40	9,350.84	(1,574.56)	-14.41%	1,919.79	3,189.93	1,270.14	66.16%	
	COMBINED	-	-	-	-	-	-	-	-	
KING GEORGE	CIRCUIT	511,331.18	836,524.71	325,193.53	63.60%	14,891.66	30,458.94	15,567.28	104.54%	Taxation
	DISTRICT	-	-	-	-	-	-	-	-	
	JUVENILE	-	-	-	-	-	-	-	-	
	COMBINED	556,516.44	819,466.92	262,950.48	47.25%	55,248.85	68,326.52	13,077.67	23.67%	
KING WILLIAM	CIRCUIT	193,789.05	197,331.81	3,542.76	1.83%	23,205.62	14,085.63	(9,119.99)	-39.30%	Taxation
	DISTRICT	321,475.12	438,721.93	117,246.81	36.47%	45,176.31	53,526.99	8,350.68	18.48%	
	JUVENILE	15,421.07	19,256.96	3,835.89	24.87%	4,533.36	4,156.24	(377.12)	-8.32%	
	COMBINED	-	-	-	-	-	-	-	-	

Collection of Fines Fees - FY03 and FY04 Variance

LOCALITY	COURT	Circuit Court Clerks				Commonwealth's Attorneys				
		FY03 Collections	FY04 Collections	Variance FY03 vs FY04	Percent Variance	FY03 Collections	FY04 Collections	Variance FY03 vs FY04	Percent Variance	Collection Method
LANCASTER	CIRCUIT	93,284.06	171,440.83	78,156.77	83.78%	49,937.48	43,398.94	(6,538.54)	-13.09%	Taxation
	DISTRICT	217,610.58	298,804.26	81,193.68	37.31%	22,948.86	28,486.18	5,537.32	24.13%	
	JUVENILE	12,151.79	15,837.66	3,685.87	30.33%	1,301.58	1,622.65	321.07	24.67%	
	COMBINED	-	-	-	-	-	-	-	-	
LEE	CIRCUIT	116,497.45	230,532.38	114,034.93	97.89%	48,533.81	81,634.84	33,101.03	68.20%	Taxation
	DISTRICT	-	-	-	-	-	-	-	-	
	JUVENILE	-	-	-	-	-	-	-	-	
	COMBINED	264,301.91	378,746.67	114,444.76	43.30%	43,229.37	53,044.47	9,815.10	22.70%	
LOUDOUN	CIRCUIT	3,230,258.21	3,165,166.78	(65,091.43)	-2.02%	54,024.70	79,629.21	25,604.51	47.39%	Taxation
	DISTRICT	4,275,736.33	5,972,096.80	1,696,360.47	39.67%	313,766.70	364,101.95	50,335.25	16.04%	
	JUVENILE	84,943.62	106,837.14	21,893.52	25.77%	10,926.41	12,285.51	1,359.10	12.44%	
	COMBINED	-	-	-	-	-	-	-	-	
LOUISA	CIRCUIT	214,064.18	315,224.78	101,160.60	47.26%	14,977.64	24,612.96	9,635.32	64.33%	Taxation
	DISTRICT	-	-	-	-	-	-	-	-	
	JUVENILE	-	-	-	-	-	-	-	-	
	COMBINED	613,600.80	845,994.04	232,393.24	37.87%	86,746.66	91,553.49	4,806.83	5.54%	
LUNENBURG	CIRCUIT	76,055.01	120,856.89	44,801.88	58.91%	24,453.70	40,710.47	16,256.77	66.48%	Taxation
	DISTRICT	-	-	-	-	-	-	-	-	
	JUVENILE	-	-	-	-	-	-	-	-	
	COMBINED	231,912.89	317,495.61	85,582.72	36.90%	33,802.38	46,080.81	12,278.43	36.32%	
MADISON	CIRCUIT	534,694.92	395,264.90	(139,430.02)	-26.08%	8,151.86	5,504.99	(2,646.87)	-32.47%	Taxation
	DISTRICT	-	-	-	-	-	-	-	-	
	JUVENILE	-	-	-	-	-	-	-	-	
	COMBINED	1,189,285.67	990,739.92	(198,545.75)	-16.69%	53,145.38	70,181.43	17,036.05	32.06%	
MATHEWS	CIRCUIT	63,772.12	74,246.16	10,474.04	16.42%	12,076.50	10,258.11	(1,818.39)	-15.06%	Taxation
	DISTRICT	75,106.01	72,528.79	(2,577.22)	-3.43%	13,034.54	12,389.69	(644.85)	-4.95%	
	JUVENILE	6,335.50	11,348.37	5,012.87	79.12%	3,363.74	3,037.70	(326.04)	-9.69%	
	COMBINED	-	-	-	-	-	-	-	-	
MECKLEN-BURG	CIRCUIT	456,039.03	977,479.22	521,440.19	114.34%	78,523.02	80,334.43	1,811.41	2.31%	Taxation
	DISTRICT	1,646,818.00	2,375,243.09	728,425.09	44.23%	184,342.17	219,347.32	35,005.15	18.99%	
	JUVENILE	28,039.84	35,631.35	7,591.51	27.07%	7,823.77	6,015.93	(1,807.84)	-23.11%	
	COMBINED	-	-	-	-	-	-	-	-	
MIDDLESEX	CIRCUIT	81,564.66	144,495.68	62,931.02	77.15%	19,608.45	30,807.54	11,199.09	57.11%	Taxation
	DISTRICT	266,824.21	344,836.27	78,012.06	29.24%	23,855.06	22,219.80	(1,635.26)	-6.85%	Attorney- David Hudson
	JUVENILE	8,744.42	13,706.93	4,962.51	56.75%	3,922.32	3,242.66	(679.66)	-17.33%	Taxation / Attorney- David Hudson
	COMBINED	-	-	-	-	-	-	-	-	
MONTGOMERY	CIRCUIT	650,899.67	598,356.98	(52,542.69)	-8.07%	120,143.35	139,283.70	19,140.35	15.93%	E-Recovery Solutions
	DISTRICT	2,218,155.24	2,384,938.46	166,783.22	7.52%	193,563.28	218,781.25	25,217.97	13.03%	
	JUVENILE	47,888.20	66,199.69	18,311.49	38.24%	6,474.18	13,362.22	6,888.04	106.39%	
	COMBINED	-	-	-	-	-	-	-	-	

Collection of Fines Fees - FY03 and FY04 Variance

LOCALITY	COURT	Circuit Court Clerks				Commonwealth's Attorneys				
		FY03 Collections	FY04 Collections	Variance FY03 vs FY04	Percent Variance	FY03 Collections	FY04 Collections	Variance FY03 vs FY04	Percent Variance	Collection Method
NELSON	CIRCUIT	85,290.23	100,641.89	15,351.66	18.00%	10,858.35	17,036.18	6,177.83	56.89%	Taxation
	DISTRICT	423,844.66	536,617.18	112,772.52	26.61%	27,362.41	41,117.95	13,755.54	50.27%	
	JUVENILE	17,522.72	35,361.88	17,839.16	101.81%	2,113.86	6,050.01	3,936.15	186.21%	
	COMBINED	-	-	-	-	-	-	-	-	
NEW KENT	CIRCUIT	151,507.60	168,980.73	17,473.13	11.53%	14,255.77	32,207.11	17,951.34	125.92%	Attorney- David Hudson
	DISTRICT	758,418.34	1,046,633.84	288,215.50	38.00%	102,043.52	137,144.10	35,100.58	34.40%	
	JUVENILE	21,011.22	17,557.52	(3,453.70)	-16.44%	2,399.49	3,033.98	634.49	26.44%	
	COMBINED	-	-	-	-	-	-	-	-	
NORTHAMPTON	CIRCUIT	143,482.11	239,269.19	95,787.08	66.76%	35,351.84	44,893.62	9,541.78	26.99%	Taxation
	DISTRICT	813,720.41	1,143,829.73	330,109.32	40.57%	156,595.75	182,026.51	25,430.76	16.24%	
	JUVENILE	4,017.73	15,053.46	11,035.73	274.68%	2,945.91	6,417.85	3,471.94	117.86%	
	COMBINED	-	-	-	-	-	-	-	-	
NORTHUMBER- LAND	CIRCUIT	59,312.94	131,287.49	71,974.55	121.35%	20,478.93	39,099.49	18,620.56	90.93%	Taxation
	DISTRICT	112,939.97	193,824.13	80,884.16	71.62%	17,853.78	27,909.82	10,056.04	56.32%	
	JUVENILE	8,971.61	15,428.53	6,456.92	71.97%	2,140.47	2,671.28	530.81	24.80%	
	COMBINED	-	-	-	-	-	-	-	-	
NOTTOWAY	CIRCUIT	91,537.17	199,889.02	108,351.85	118.37%	28,796.75	34,536.15	5,739.40	19.93%	Taxation
	DISTRICT	-	-	-	-	-	-	-	-	
	JUVENILE	-	-	-	-	-	-	-	-	
	COMBINED	397,444.29	527,755.88	130,311.59	32.79%	73,904.61	75,662.55	1,757.94	2.38%	
ORANGE	CIRCUIT	248,649.94	374,655.32	126,005.38	50.68%	17,872.63	26,241.67	8,369.04	46.83%	Taxation
	DISTRICT	-	-	-	-	-	-	-	-	
	JUVENILE	-	-	-	-	-	-	-	-	
	COMBINED	574,209.05	814,859.97	240,650.92	41.91%	60,652.15	71,604.05	10,951.90	18.06%	
PAGE	CIRCUIT	280,360.49	382,407.48	102,046.99	36.40%	23,436.27	39,276.23	15,839.96	67.59%	Taxation
	DISTRICT	522,218.71	757,031.41	234,812.70	44.96%	53,047.25	47,538.44	(5,508.81)	-10.38%	
	JUVENILE	32,383.15	47,763.63	15,380.48	47.50%	6,670.27	10,169.16	3,498.89	52.45%	
	COMBINED	-	-	-	-	-	-	-	-	
PATRICK	CIRCUIT	101,493.40	162,889.82	61,396.42	60.49%	30,632.07	44,940.05	14,307.98	46.71%	Taxation
	DISTRICT	164,660.32	214,906.21	50,245.89	30.51%	23,027.47	23,736.24	708.77	3.08%	
	JUVENILE	13,967.26	18,027.46	4,060.20	29.07%	6,669.63	4,433.37	(2,236.26)	-33.53%	
	COMBINED	-	-	-	-	-	-	-	-	
PITTSYLVANIA	CIRCUIT	236,037.70	354,519.31	118,481.61	50.20%	56,545.31	77,022.04	20,476.73	36.21%	Taxation
	DISTRICT	861,043.79	1,198,342.19	337,298.40	39.17%	75,201.51	98,002.20	22,800.69	30.32%	
	JUVENILE	39,236.52	61,569.00	22,332.48	56.92%	8,093.81	7,646.35	(447.46)	-5.53%	
	COMBINED	-	-	-	-	-	-	-	-	
POWHATAN	CIRCUIT	92,992.19	133,264.35	40,272.16	43.31%	25,502.67	35,563.64	10,060.97	39.45%	Taxation
	DISTRICT	-	-	-	-	-	-	-	-	
	JUVENILE	-	-	-	-	-	-	-	-	
	COMBINED	321,042.41	427,883.05	106,840.64	33.28%	22,844.82	35,368.30	12,523.48	54.82%	

Collection of Fines Fees - FY03 and FY04 Variance

LOCALITY	COURT	Circuit Court Clerks				Commonwealth's Attorneys				
		FY03 Collections	FY04 Collections	Variance FY03 vs FY04	Percent Variance	FY03 Collections	FY04 Collections	Variance FY03 vs FY04	Percent Variance	Collection Method
PRINCE EDWARD	CIRCUIT	252,021.26	378,405.86	126,384.60	50.15%	27,399.27	42,547.11	15,147.84	55.29%	Taxation
	DISTRICT	-	-	-	-	-	-	-	-	
	JUVENILE	-	-	-	-	-	-	-	-	
	COMBINED	633,121.45	1,000,252.79	367,131.34	57.99%	83,972.41	107,488.75	23,516.34	28.00%	
PRINCE GEORGE	CIRCUIT	382,697.22	510,740.88	128,043.66	33.46%	22,445.29	27,050.62	4,605.33	20.52%	Taxation
	DISTRICT	-	-	-	-	-	-	-	-	
	JUVENILE	-	-	-	-	-	-	-	-	
	COMBINED	1,354,390.30	1,637,885.10	283,494.80	20.93%	147,989.00	175,513.70	27,524.70	18.60%	
PRINCE WILLIAM & MANASSAS & MANASSAS PARK	CIRCUIT	4,113,926.94	4,927,357.28	813,430.34	19.77%	110,248.68	160,661.93	50,413.25	45.73%	Attorney- Wallace Covington
	DISTRICT	7,491,200.64	9,776,892.73	2,285,692.09	30.51%	680,274.09	887,054.60	206,780.51	30.40%	
	JUVENILE	346,519.13	408,078.26	61,559.13	17.77%	33,215.27	57,205.31	23,990.04	72.23%	
	COMBINED	-	-	-	-	-	-	-	-	
PULASKI	CIRCUIT	206,978.59	343,356.65	136,378.06	65.89%	101,901.34	98,018.31	(3,883.03)	-3.81%	Taxation
	DISTRICT	946,584.26	1,178,880.64	232,296.38	24.54%	126,449.32	154,793.73	28,344.41	22.42%	
	JUVENILE	32,745.86	69,719.74	36,973.88	112.91%	11,940.08	20,722.41	8,782.33	73.55%	
	COMBINED	-	-	-	-	-	-	-	-	
RAPPAHANNOCK	CIRCUIT	64,517.46	91,169.17	26,651.71	41.31%	6,172.51	14,789.57	8,617.06	139.60%	Taxation
	DISTRICT	-	-	-	-	-	-	-	-	
	JUVENILE	-	-	-	-	-	-	-	-	
	COMBINED	180,754.76	322,391.79	141,637.03	78.36%	14,695.24	22,250.29	7,555.05	51.41%	
RICHMOND COUNTY	CIRCUIT	70,881.30	107,670.15	36,788.85	51.90%	21,100.45	12,572.79	(8,527.66)	-40.41%	Taxation
	DISTRICT	-	-	-	-	-	-	-	-	
	JUVENILE	-	-	-	-	-	-	-	-	
	COMBINED	158,787.59	255,629.72	96,842.13	60.99%	15,052.44	19,305.80	4,253.36	28.26%	
ROANOKE COUNTY	CIRCUIT	1,340,378.89	1,485,142.48	144,763.59	10.80%	84,129.53	95,439.62	11,310.09	13.44%	Taxation
	DISTRICT	1,808,878.72	2,300,184.34	491,305.62	27.16%	185,960.81	234,120.83	48,160.02	25.90%	
	JUVENILE	78,028.38	117,787.80	39,759.42	50.96%	14,418.41	21,548.16	7,129.75	49.45%	
	COMBINED	-	-	-	-	-	-	-	-	
ROCKBRIDGE	CIRCUIT	232,330.06	275,136.01	42,805.95	18.42%	54,663.06	59,196.47	4,533.41	8.29%	Taxation
	DISTRICT	-	-	-	-	-	-	-	-	
	JUVENILE	-	-	-	-	-	-	-	-	
	COMBINED	1,192,805.15	1,430,607.61	237,802.46	19.94%	80,520.35	101,283.53	20,763.18	25.79%	
ROCKINGHAM COUNTY & HARRISONBURG	CIRCUIT	1,380,245.79	1,858,170.21	477,924.42	34.63%	120,829.05	155,799.59	34,970.54	28.94%	Taxation
	DISTRICT	2,620,632.27	3,432,939.82	812,307.55	31.00%	320,282.89	358,499.65	38,216.76	11.93%	
	JUVENILE	123,937.57	165,058.97	41,121.40	33.18%	29,555.27	33,005.43	3,450.16	11.67%	
	COMBINED	-	-	-	-	-	-	-	-	
RUSSELL	CIRCUIT	161,889.31	199,999.30	38,109.99	23.54%	39,651.15	49,590.05	9,938.90	25.07%	Taxation
	DISTRICT	-	-	-	-	-	-	-	-	
	JUVENILE	28,776.14	-	(28,776.14)	NA	-	-	-	-	
	COMBINED	392,038.65	563,302.13	171,263.48	43.69%	58,071.48	70,229.22	12,157.74	20.94%	

Collection of Fines Fees - FY03 and FY04 Variance

LOCALITY	COURT	Circuit Court Clerks				Commonwealth's Attorneys				
		FY03 Collections	FY04 Collections	Variance FY03 vs FY04	Percent Variance	FY03 Collections	FY04 Collections	Variance FY03 vs FY04	Percent Variance	Collection Method
SCOTT	CIRCUIT	137,258.92	183,629.96	46,371.04	33.78%	23,975.47	25,668.64	1,693.17	7.06%	Fines Mgmt. Ltd.
	DISTRICT	-	-	-	-	-	-	-	-	
	JUVENILE	-	-	-	-	-	-	-	-	
	COMBINED	407,420.04	556,131.02	148,710.98	36.50%	46,124.07	31,059.25	(15,064.82)	-32.66%	
SHENANDOAH	CIRCUIT	353,379.45	392,245.95	38,866.50	11.00%	47,741.35	55,232.25	7,490.90	15.69%	Taxation
	DISTRICT	-	-	-	-	-	157,622.61	157,622.61	NA	
	JUVENILE	-	34,487.90	34,487.90	NA	-	4,740.76	4,740.76	NA	
	COMBINED	1,364,984.73	1,830,363.53	465,378.80	34.09%	149,300.63	-	(149,300.63)	-100.00%	
SMYTH	CIRCUIT	207,549.22	258,149.22	50,600.00	24.38%	40,999.80	54,879.45	13,879.65	33.85%	Taxation
	DISTRICT	591,294.89	911,416.59	320,121.70	54.14%	99,951.48	105,378.55	5,427.07	5.43%	
	JUVENILE	20,701.67	34,498.06	13,796.39	66.64%	7,808.20	10,489.63	2,681.43	34.34%	
	COMBINED	-	-	-	-	-	-	-	-	
SOUTHAMPTON COUNTY & FRANKLIN CITY	CIRCUIT	267,038.98	350,386.05	83,347.07	31.21%	113,677.73	81,938.20	(31,739.53)	-27.92%	In-House Page B-13, footnote 1
	DISTRICT	-	-	-	-	-	-	-	-	
	JUVENILE	-	-	-	-	-	-	-	-	
	COMBINED	1,585,134.14	1,858,598.82	273,464.68	17.25%	183,187.78	201,067.54	17,879.76	9.76%	
SPOTSLYVANIA	CIRCUIT	535,870.86	791,855.89	255,985.03	47.77%	112,259.89	141,130.12	28,870.23	25.72%	Taxation
	DISTRICT	1,820,319.42	2,806,598.12	986,278.70	54.18%	277,060.64	362,625.82	85,565.18	30.88%	
	JUVENILE	105,107.77	170,912.04	65,804.27	62.61%	16,532.86	29,414.27	12,881.41	77.91%	
	COMBINED	-	-	-	-	-	-	-	-	
STAFFORD	CIRCUIT	1,345,479.38	1,793,517.76	448,038.38	33.30%	130,491.28	199,865.07	69,373.79	53.16%	Taxation
	DISTRICT	1,919,595.69	2,804,039.25	884,443.56	46.07%	274,128.05	369,768.41	95,640.36	34.89%	
	JUVENILE	149,266.11	168,408.36	19,142.25	12.82%	20,031.36	31,624.07	11,592.71	57.87%	
	COMBINED	-	-	-	-	-	-	-	-	
SURREY	CIRCUIT	18,750.37	35,335.04	16,584.67	88.45%	5,348.52	11,876.07	6,527.55	122.04%	Taxation
	DISTRICT	-	-	-	-	-	-	-	-	
	JUVENILE	-	-	-	-	-	-	-	-	
	COMBINED	109,197.99	202,221.82	93,023.83	85.19%	17,400.90	25,419.28	8,018.38	46.08%	
SUSSEX	CIRCUIT	540,462.40	826,595.88	286,133.48	52.94%	24,752.50	27,532.41	2,779.91	11.23%	Taxation
	DISTRICT	-	-	-	-	-	-	-	-	
	JUVENILE	-	-	-	-	-	-	-	-	
	COMBINED	1,875,162.94	2,752,361.45	877,198.51	46.78%	150,939.99	193,134.26	42,194.27	27.95%	
TAZEWELL	CIRCUIT	323,815.39	543,829.51	220,014.12	67.94%	108,342.24	184,768.39	76,426.15	70.54%	Taxation
	DISTRICT	650,526.77	899,753.06	249,226.29	38.31%	100,775.28	115,750.67	14,975.39	14.86%	
	JUVENILE	47,228.41	65,971.10	18,742.69	39.69%	10,696.79	9,589.13	(1,107.66)	-10.36%	
	COMBINED	-	-	-	-	-	-	-	-	
WARREN	CIRCUIT	341,648.56	496,088.56	154,440.00	45.20%	28,517.72	43,044.33	14,526.61	50.94%	Taxation
	DISTRICT	958,082.86	1,268,651.63	310,568.77	32.42%	90,253.27	134,432.17	44,178.90	48.95%	
	JUVENILE	44,099.43	65,823.05	21,723.62	49.26%	8,688.63	12,475.38	3,786.75	43.58%	
	COMBINED	-	-	-	-	-	-	-	-	

Collection of Fines Fees - FY03 and FY04 Variance

LOCALITY	COURT	Circuit Court Clerks				Commonwealth's Attorneys				
		FY03 Collections	FY04 Collections	Variance FY03 vs FY04	Percent Variance	FY03 Collections	FY04 Collections	Variance FY03 vs FY04	Percent Variance	Collection Method
WASHINGTON	CIRCUIT	284,347.51	368,032.35	83,684.84	29.43%	10,285.31	19,566.71	9,281.40	90.24%	Taxation
	DISTRICT	817,391.03	1,170,115.12	352,724.09	43.15%	83,601.70	114,957.53	31,355.83	37.51%	
	JUVENILE	51,689.87	43,820.99	(7,868.88)	-15.22%	7,532.34	8,078.58	546.24	7.25%	
	COMBINED	-	-	-	-	-	-	-	-	
WESTMORE-LAND	CIRCUIT	131,813.66	166,024.48	34,210.82	25.95%	33,096.34	22,252.59	(10,843.75)	-32.76%	Taxation
	DISTRICT	196,419.90	285,392.37	88,972.47	45.30%	33,670.12	44,362.27	10,692.15	31.76%	
	JUVENILE	13,638.07	20,929.57	7,291.50	53.46%	3,256.92	3,812.28	555.36	17.05%	
	COMBINED	-	-	-	-	-	-	-	-	
WISE COUNTY & NORTON	CIRCUIT	879,374.54	911,042.17	31,667.63	3.60%	57,132.20	66,147.54	9,015.34	15.78%	Fines Mgmt. Ltd.
	DISTRICT	926,404.95	1,130,160.48	203,755.53	21.99%	60,082.19	74,394.98	14,312.79	23.82%	
	JUVENILE	19,331.70	27,838.13	8,506.43	44.00%	2,291.70	4,029.20	1,737.50	75.82%	
	COMBINED	-	-	-	-	-	-	-	-	
WYTHE	CIRCUIT	1,004,996.95	1,232,539.94	227,542.99	22.64%	20,497.09	20,912.14	415.05	2.02%	Taxation
	DISTRICT	2,147,954.34	2,709,128.86	561,174.52	26.13%	136,783.21	166,694.36	29,911.15	21.87%	
	JUVENILE	50,633.84	77,486.04	26,852.20	53.03%	11,369.04	15,294.36	3,925.32	34.53%	
	COMBINED	-	-	-	-	-	-	-	-	
YORK	CIRCUIT	705,335.16	791,894.80	86,559.64	12.27%	109,475.35	111,598.56	2,123.21	1.94%	Quadros & Associates
	DISTRICT	1,214,105.11	1,440,783.07	226,677.96	18.67%	185,942.58	184,833.93	(1,108.62)	-0.60%	
	JUVENILE	80,788.25	76,593.75	(4,194.50)	-5.19%	12,077.49	13,120.23	1,042.74	8.63%	
	COMBINED	-	-	-	-	-	-	-	-	
ALEXANDRIA	CIRCUIT	1,547,950.32	1,844,420.50	296,470.18	19.15%	226,445.18	224,410.17	(2,035.01)	-0.90%	Taxation
	DISTRICT	2,063,686.38	2,914,362.93	850,676.55	41.22%	303,377.34	314,178.58	10,801.24	3.56%	
	JUVENILE	42,369.06	55,484.06	13,115.00	30.95%	21,797.46	22,661.92	864.46	3.97%	
	COMBINED	-	-	-	-	-	-	-	-	
BRISTOL	CIRCUIT	325,852.61	428,151.87	102,299.26	31.39%	33,936.86	34,305.90	369.04	1.09%	Taxation
	DISTRICT	623,265.03	793,402.20	170,137.17	27.30%	76,206.47	98,605.61	22,399.14	29.39%	
	JUVENILE	23,224.14	31,637.96	8,413.82	36.23%	5,038.08	6,092.93	1,054.85	20.94%	
	COMBINED	-	-	-	-	-	-	-	-	
BUENA VISTA	CIRCUIT	61,369.08	97,805.69	36,436.61	59.37%	12,011.36	16,283.67	4,272.31	35.57%	Taxation
	DISTRICT	-	-	-	-	-	-	-	-	
	JUVENILE	-	-	-	-	-	-	-	-	
	COMBINED	114,594.62	152,649.62	38,055.00	33.21%	13,758.32	20,363.12	6,604.80	48.01%	
CHARLOTTE-VILLE	CIRCUIT	375,488.56	507,899.65	132,411.09	35.26%	106,074.52	97,481.30	(8,593.22)	-8.10%	Taxation
	DISTRICT	917,915.69	1,111,546.45	193,630.76	21.09%	116,870.65	124,518.40	7,647.75	6.54%	
	JUVENILE	24,992.46	46,262.29	21,269.83	85.10%	15,505.34	16,084.08	578.74	3.73%	
	COMBINED	-	-	-	-	-	-	-	-	
CHESAPEAKE	CIRCUIT	3,503,817.56	3,729,664.92	225,847.36	6.45%	311,343.66	365,110.53	53,766.87	17.27%	Huff, Poole, & Mahoney
	DISTRICT	5,105,986.16	5,785,338.89	679,352.73	13.31%	723,014.18	840,884.57	117,870.39	16.30%	
	JUVENILE	165,290.59	196,939.09	31,648.50	19.15%	27,529.70	35,328.34	7,798.64	28.33%	
	COMBINED	-	-	-	-	-	-	-	-	

Collection of Fines Fees - FY03 and FY04 Variance

LOCALITY	COURT	Circuit Court Clerks				Commonwealth's Attorneys				
		FY03 Collections	FY04 Collections	Variance FY03 vs FY04	Percent Variance	FY03 Collections	FY04 Collections	Variance FY03 vs FY04	Percent Variance	Collection Method
COLONIAL HEIGHTS	CIRCUIT	458,699.87	549,991.17	91,291.30	19.90%	72,939.08	78,610.37	5,671.29	7.78%	Taxation
	DISTRICT	-	-	-		-	-	-		
	JUVENILE	-	-	-		-	-	-		
	COMBINED	683,011.52	840,201.74	157,190.22	23.01%	159,372.62	185,722.89	26,350.27	16.53%	Huff, Poole & Mahoney
DANVILLE	CIRCUIT	89,612.59	98,164.52	8,551.93	9.54%	496,199.24	295,091.18	(201,108.06)	-40.53%	In House Page B-13, footnote 1
	DISTRICT	1,023,442.00	978,630.97	(44,811.03)	-4.38%	192,835.51	164,704.68	(28,130.83)	-14.59%	
	JUVENILE	55,580.76	46,746.44	(8,834.32)	-15.89%	24,515.22	15,080.06	(9,435.16)	-38.49%	
	COMBINED	1,493,388.51	-	(1,493,388.51)	NA	-	-	-		
EMPORIA	CIRCUIT	-	-	-		-	-	-		Page B-13, footnote 3
	DISTRICT	-	-	-		-	-	-		
	JUVENILE	-	-	-		-	-	-		
	COMBINED	-	1,429,035.16	1,429,035.16	NA	-	-	-		
FAIRFAX CITY	CIRCUIT	-	-	-		-	-	-		Page B-13, footnote 3
	DISTRICT	1,119,110.93	1,788,656.54	669,545.61	59.83%	-	-	-		
	JUVENILE	-	-	-		-	-	-		
	COMBINED	-	-	-		-	-	-		
FALLS CHURCH	CIRCUIT	-	-	-		-	-	-		Page B-13, footnote 3
	DISTRICT	-	-	-		-	-	-		
	JUVENILE	-	-	-		-	-	-		
	COMBINED	377,411.38	727,264.69	349,853.31	92.70%	-	-	-		
FRANKLIN CITY	CIRCUIT	-	-	-		-	-	-		Page B-13, footnote 3
	DISTRICT	-	-	-		-	-	-		
	JUVENILE	-	-	-		-	-	-		
	COMBINED	158,065.51	214,427.08	56,361.57	35.66%	-	-	-		
FREDERICKS-BURG	CIRCUIT	513,322.95	731,879.17	218,556.22	42.58%	91,869.96	131,387.04	39,517.08	43.01%	Taxation
	DISTRICT	1,289,484.55	1,541,612.07	252,127.52	19.55%	161,051.39	213,861.55	52,810.16	32.79%	
	JUVENILE	34,451.23	53,305.85	18,854.62	54.73%	7,014.81	11,981.29	4,966.48	70.80%	
	COMBINED	-	-	-		-	-	-		
GALAX	CIRCUIT	-	-	-		-	-	-		Page B-13, footnote 3
	DISTRICT	-	-	-		-	-	-		
	JUVENILE	-	-	-		-	-	-		
	COMBINED	201,730.72	295,654.74	93,924.02	46.56%	-	-	-		
HAMPTON	CIRCUIT	1,289,789.63	1,667,609.28	377,819.65	29.29%	104,183.00	109,772.00	5,589.00	5.36%	City of Hampton
	DISTRICT	2,904,404.06	3,793,915.60	889,511.54	30.63%	357,458.00	402,254.00	44,796.00	12.53%	
	JUVENILE	81,837.16	107,323.29	25,486.13	31.14%	21,109.00	24,495.00	3,386.00	16.04%	
	COMBINED	-	-	-		-	-	-		
HOPEWELL	CIRCUIT	150,181.22	217,522.14	67,340.92	44.84%	72,383.07	73,389.72	1,006.65	1.39%	Taxation
	DISTRICT	-	-	-		-	-	-		
	JUVENILE	-	-	-		-	-	-		
	COMBINED	370,384.42	538,613.98	168,229.56	45.42%	105,824.70	108,146.70	2,322.00	2.19%	

Collection of Fines Fees - FY03 and FY04 Variance

LOCALITY	COURT	Circuit Court Clerks				Commonwealth's Attorneys				
		FY03 Collections	FY04 Collections	Variance FY03 vs FY04	Percent Variance	FY03 Collections	FY04 Collections	Variance FY03 vs FY04	Percent Variance	Collection Method
LYNCHBURG	CIRCUIT	761,600.16	964,076.83	202,476.67	26.59%	144,227.14	180,856.07	36,628.93	25.40%	Taxation
	DISTRICT	1,190,590.69	1,626,379.68	435,788.99	36.60%	282,153.17	290,365.73	8,212.56	2.91%	
	JUVENILE	47,652.56	81,341.34	33,688.78	70.70%	22,560.23	26,456.98	3,896.75	17.27%	
	COMBINED	-	-	-	-	-	-	-	-	
MARTINSVILLE	CIRCUIT	305,661.15	508,160.47	202,499.32	66.25%	98,270.43	142,741.15	44,470.72	45.25%	Taxation
	DISTRICT	464,708.65	626,601.33	161,892.68	34.84%	73,177.38	84,289.23	11,111.85	15.18%	
	JUVENILE	21,882.71	39,533.89	17,651.18	80.66%	7,409.80	12,758.36	5,348.56	72.18%	
	COMBINED	-	-	-	-	-	-	-	-	
NEWPORT NEWS	CIRCUIT	2,142,443.03	3,231,961.54	1,089,518.51	50.85%	675,904.34	734,813.25	58,908.91	8.72%	Taxation
	DISTRICT	4,773,656.77	5,476,198.50	702,541.73	14.72%	121,452.36	897,359.85	775,907.49	638.86%	Taxation / Quadros & Assoc.
	JUVENILE	111,874.67	172,281.44	60,406.77	54.00%	76,606.90	73,803.99	(2,802.91)	-3.66%	Taxation
	COMBINED	-	-	-	-	610,018.46	-	(610,018.46)	NA	Quadros & Assoc.
NORFOLK	CIRCUIT	1,312,988.31	1,048,125.54	(264,862.77)	-20.17%	373,418.33	559,613.70	186,195.37	49.86%	Local Atty- Glasser & Glasser
	DISTRICT	4,980,024.68	5,232,042.61	252,017.93	5.06%	1,091,925.56	1,240,712.36	148,786.80	13.63%	
	JUVENILE	117,235.70	117,086.00	(149.70)	-0.13%	30,276.74	49,601.85	19,325.11	63.83%	
	COMBINED	-	-	-	-	-	-	-	-	
PETERSBURG	CIRCUIT	448,288.88	696,083.14	247,794.26	55.28%	125,392.54	149,564.77	24,172.23	19.28%	Taxation
	DISTRICT	1,162,230.73	1,548,372.62	386,141.89	33.22%	192,739.86	234,308.26	41,568.40	21.57%	
	JUVENILE	35,721.46	83,646.56	47,925.10	134.16%	41,298.55	41,996.14	697.59	1.69%	
	COMBINED	-	-	-	-	-	-	-	-	
PORTSMOUTH	CIRCUIT	455,008.68	472,140.76	17,132.08	3.77%	545,900.87	605,417.18	59,516.31	10.90%	Roland W. Dodson, LTD
	DISTRICT	1,553,854.69	2,185,695.46	631,840.77	40.66%	1,531,200.09	2,171,359.82	640,159.73	41.81%	
	JUVENILE	79,272.78	87,381.43	8,108.65	10.23%	75,342.04	91,031.08	15,689.04	20.82%	
	COMBINED	-	-	-	-	-	-	-	-	
RADFORD	CIRCUIT	108,555.24	133,256.68	24,701.44	22.75%	22,017.31	21,304.92	(712.39)	-3.24%	Taxation
	DISTRICT	-	-	-	-	-	-	-	-	
	JUVENILE	-	-	-	-	-	-	-	-	
	COMBINED	377,843.10	542,037.26	164,194.16	43.46%	84,776.49	111,518.89	26,742.40	31.54%	
RICHMOND CITY	CIRCUIT	962,028.24	1,142,067.95	180,039.71	18.71%	324,325.00	339,418.73	15,093.73	4.65%	Marvel Collections
	DISTRICT	5,598,398.04	5,964,393.92	365,995.88	6.54%	992,200.00	1,102,669.83	110,469.83	11.13%	
	JUVENILE	48,035.68	74,638.48	26,602.80	55.38%	41,260.00	47,315.67	6,055.67	14.68%	
	COMBINED	-	-	-	-	-	-	-	-	
MANCHESTER	CIRCUIT	401,852.39	135,370.45	(266,481.94)	-66.31%	-	-	-	-	Combined/ Richmond City
	DISTRICT	589,069.62	520,683.77	(68,385.85)	-11.61%	-	-	-	-	
	JUVENILE	-	-	-	-	-	-	-	-	
	COMBINED	-	-	-	-	-	-	-	-	
ROANOKE CITY	CIRCUIT	844,064.92	783,371.16	(60,693.76)	-7.19%	126,368.27	107,329.62	(19,038.65)	-15.07%	In House Page B-13, footnote 1
	DISTRICT	2,839,917.40	3,005,197.70	165,280.30	5.82%	282,620.63	265,715.16	(16,905.47)	-5.98%	
	JUVENILE	88,663.00	89,235.70	572.70	0.65%	21,076.17	13,895.39	(7,180.78)	-34.07%	
	COMBINED	-	-	-	-	-	-	-	-	

Collection of Fines Fees - FY03 and FY04 Variance

LOCALITY	COURT	Circuit Court Clerks				Commonwealth's Attorneys				
		FY03 Collections	FY04 Collections	Variance FY03 vs FY04	Percent Variance	FY03 Collections	FY04 Collections	Variance FY03 vs FY04	Percent Variance	Collection Method
SALEM	CIRCUIT	185,871.00	227,639.73	41,768.73	22.47%	40,808.31	43,206.04	2,397.73	5.88%	Taxation
	DISTRICT	-	-	-		-	-	-		
	JUVENILE	-	-	-		-	-	-		
	COMBINED	531,925.06	731,689.79	199,764.73	37.56%	67,911.82	88,712.59	20,800.77	30.63%	
STAUNTON	CIRCUIT	171,780.78	231,562.42	59,781.64	34.80%	44,625.78	53,003.21	8,377.43	18.77%	Taxation
	DISTRICT	415,622.09	577,524.88	161,902.79	38.95%	69,307.09	90,983.18	21,676.09	31.28%	
	JUVENILE	34,771.04	46,090.69	11,319.65	32.55%	10,212.07	13,933.45	3,721.38	36.44%	
	COMBINED	-	-	-		-	-	-		
SUFFOLK	CIRCUIT	836,229.65	1,137,939.04	301,709.39	36.08%	153,168.59	181,028.95	27,860.36	18.19%	Taxation
	DISTRICT	1,468,611.46	1,919,064.35	450,452.89	30.67%	194,866.03	238,035.84	43,169.81	22.15%	
	JUVENILE	42,224.42	74,116.51	31,892.09	75.53%	19,929.13	22,063.40	2,134.27	10.71%	
	COMBINED	-	-	-		-	-	-		
VIRGINIA BEACH	CIRCUIT	4,571,638.31	5,147,105.38	575,467.07	12.59%	487,676.97	573,830.79	86,153.82	17.67%	Huff, Poole, & Mahoney
	DISTRICT	9,589,030.82	11,114,935.31	1,525,904.49	15.91%	1,613,603.71	1,782,126.21	168,522.50	10.44%	
	JUVENILE	542,419.91	551,987.43	9,567.52	1.76%	48,898.43	64,669.25	15,770.82	32.25%	
	COMBINED	-	-	-		-	-	-		
WAYNESBORO	CIRCUIT	99,968.10	183,959.95	83,991.85	84.02%	44,395.91	62,423.90	18,027.99	40.61%	Taxation
	DISTRICT	450,730.95	584,045.41	133,314.46	29.58%	84,829.27	91,634.49	6,805.22	8.02%	
	JUVENILE	29,346.90	48,871.35	19,524.45	66.53%	11,489.29	12,178.44	689.15	6.00%	
	COMBINED	-	-	-		-	-	-		
WINCHESTER	CIRCUIT	333,850.37	522,986.45	189,136.08	56.65%	49,218.21	81,018.10	31,799.89	64.61%	Taxation
	DISTRICT	825,222.18	1,080,297.98	255,075.80	30.91%	155,212.92	188,832.71	33,619.79	21.66%	
	JUVENILE	24,054.24	41,878.01	17,823.77	74.10%	5,967.65	10,307.96	4,340.31	72.73%	
	COMBINED	-	-	-		-	-	-		
TOTAL		\$255,986,404.63	\$322,856,778.31	\$66,870,373.68	26.12%	\$34,193,717.77	\$39,500,884.73	\$5,307,166.96	15.52%	
footnote 1				footnote 2			footnote 3			
Collection cost percentages of actual expenses incurred for in-house collections of unpaid fines and fees:				Collection data for Circuit Court Clerks are provided to the Compensation Board by the Supreme Court, unless otherwise indicated. The Commonwealth's Attorneys provide their own collection data. The Compensation Board does not attest to the accuracy of these data.			For the city localities of Galax, Emporia, Fairfax, Falls Church, Franklin , and Manchester (Richmond) the Supreme Court reports fines & fees collections efforts separately.			
	Locality	Collections Cost	Percentage							
	Botetourt	\$7,384.00	4.1%							
	Floyd	\$1,159.06	3.5%							
	Southampton	\$3,628.31	1.0%							
	Danville	\$57,716.63	8.5%							
	Roanoke City	\$62,180.09	10.3%							

Section C – Appendix

Appendix 1

Collection Reporting Form for Commonwealth's Attorneys

Appendix 2

Supreme Court of Virginia Collection Reporting Spreadsheet

Appendix 3

Policies and Procedures form for Commonwealth's Attorneys

Appendix 4

Policies and Procedures form for Circuit Court Clerks

Appendix 5

Election form for Commonwealth's Attorneys

Appendix 6

Code of Virginia

Collection of Fines and Fees by Commonwealth's Attorneys Form 100

Reported to the Compensation Board and Pursuant to 19.2-349 B Code of Virginia

Commonwealth's Attorney for: _____ (city/county)

FY04 Ending: ☐ 6-30-04

COURT	Column A Total of delinquent fines, costs & penalties assessed in this period	Column B Accounts manually deleted or removed	Column C Accounts reported "paid" by Department of Taxation's Debt Set-off Program	Column D Subtotal (Col A minus (-) Col B minus (-) Col C)	Column E Total of fines costs, penalties collected and deposited in this period	Column F Total fee for service on collections	Column G Net deposit to court (Col E minus (-) Col F)
Circuit	\$	\$	\$	\$	\$	\$	\$
General District	\$	\$	\$	\$	\$	\$	\$
J & DR	\$	\$	\$	\$	\$	\$	\$
Combined	\$	\$	\$	\$	\$	\$	\$
Totals	\$	\$	\$	\$	\$	\$	\$

COURT	Column H % of Deposits to be assessed (Col E divided by Col D)	Complete if Collecting "in-House" program ONLY		Based on information provided to me by the courts and my collection program, I certify that this report is a true and accurate statement of the total fines and costs collected and deposited by me or on my behalf for the period stated above.
Circuit	%	Total from column F above	\$	
General District	%	Expenses for collection efforts	\$	Date:
J & DR	%	Surplus/(deficit)	\$	Print Name:
Combined	%	To locality date _____	\$	Collection Method: (Check only one box) <input type="checkbox"/> LOCAL ATTORNEY <input type="checkbox"/> DEPART OF TAXATION <input type="checkbox"/> IN -HOUSE <input type="checkbox"/> CITY / COUNTY TREASURER <input type="checkbox"/> COLLECTION AGENT FIRM: _____
Totals	%	To state date _____	\$	

Instructions for Collection of Fines and Fees Form 100
Reported to the Compensation Board and Pursuant to 19.2-349 B Code of Virginia

While you may, at your discretion, delegate the authority to prepare the fines and fees report to your collection agent, or an employee of your office, you are ultimately responsible for the content of the report. The Auditor of Public Accounts reviews these reports on an annual basis; therefore, all information used to prepare the report should be kept available.

For General District Court reporting, please combine separate divisions into one general district amount and submit one form. For localities that used more than one collection method during the year, please combine the amounts and submit one form.

Column A: Enter the total amount of delinquent fines, costs and penalties assessed in this period. What was the total amount of delinquencies as taken from The Supreme Court's FMSBR022 "Receivable Balances, Total Sent to Collections and Collections Ratios for Courts June, 2003" report.

Column B: Enter the amount of accounts manually removed by the Clerk of the Court. The Commonwealth's Attorney should approve amounts manually removed for removal and supporting documentation including the reason for the removal should be maintained for auditing purposes.

Column C: Enter the amount of accounts reported as "paid" by Department of Taxation Debt Set-Off program. (Provided by the Clerk of Court).

Column D: Enter the Subtotal. Column A "minus (-)" Column B "minus (-)" Column C. ($A - B - C = D$)

Column E: Enter the total amount of fines, costs, and penalties collected and deposited in the reporting period. (Provided by your collection program)

Column F: Enter the total fee for service on collections. If your office is charged a flat fee for collecting fines and fees, enter that amount in this column.

Column G: Enter the net deposit to the court. (Column F "minus (-)" Column E = Column G). Reconcile to the Clerk of Court records.

Column H: Calculate the percentage of deposits collected versus the amount assessed to your office. Column E "Divided" by column D = Column H.

Sign, Date, Print Name, and enter collection method. Be aware that a new collection method is available in FY04: City/County Treasurer. Forward to the Compensation Board by Monday, August 16 via fax at (804) 371-0235 or mail to the Compensation Board, Attention: Lisa Carson, P. O. Box 710, Richmond, VA 23218-0710.

Compensation Board Commonwealth's Attorneys

Policy: It is the policy of this office to take all measures under law to ensure that all fines, costs, penalties, forfeitures, and restitution as ordered by the Court are paid in full.

Preface: The General Assembly has directed all Commonwealth's Attorneys to develop procedures for use in their office to improve the collections of fines, costs, penalties, forfeitures, and restitution.

Purpose: Prompt payment of fines, costs, penalties, forfeitures, and restitution are ordered by the Court as a form of punishment for an offense committed, as well as a legitimate source of revenue for the locality and the Commonwealth. Improved collection efforts by this office will maintain the integrity and credibility of the court.

Effective Date: The policy and procedures are effective July 1, 1997, unless otherwise noted, and shall remain in effect unless further amended by the Commonwealth's Attorney. Any amendments to this policy and these procedures shall be communicated to and are subject to review by the Compensation Board.

Procedure:

Actions for increasing the Collection of Fines and Fees

Collection Activities:

Attorneys for the Commonwealth have options available to them regarding the handling of delinquent fines and fees accounts. Those choices are to :

- Assign those accounts to the Department of Taxation's Court Debt Collections Unit;
- Collect on those accounts using in-house staff or;
- Assign accounts to a private collection agent or;
- Use the staff attorneys of the locality.

My election of any of the options is made effective by completing and signing a Commonwealth's Attorney Election Form and mailing copies of that form to the designations indicated on the form.

Reporting Requirements:

Pursuant to §19.2-349, the Commonwealth's Attorney is required to report collection activities to the Compensation Board for the preparation of the annual Fines and Fees Report. My certification of the collection activities is required by the Code of Virginia.

Frank Drew
Chairman, Compensation Board

Date

Compliance:

The policies and procedures have been adopted by this Commonwealth's Attorney in compliance with the requirements of §19.2-349.

Name of Commonwealth's Attorney

Name of Locality

Date

Compensation Board Clerks of the Courts

Policy: It is the policy of this office to take all measures under law to ensure that all fines, costs, penalties, forfeitures, and restitution as ordered by the Court are paid in full.

Procedure:

Actions for increasing the Collection of Fines and Fees

All costs and fines assessed by the Court are due and payable in full at the time the Court pronounces judgment unless the Judge directs otherwise.

Payment is made in full at the time of sentencing or a deferred payment date or an installment plan is established.

If the debtor is unable to pay the total amount due, the court has a systematic procedure to ensure that the debtor understands the total dollar amount owed, the mechanics of making payments and the consequences of failing to pay as agreed

Actions if Defendant fails to Pay as Agreed:

Unpaid costs and fines constitute a judgment against the defendant in favor of the Commonwealth and are docketed as such.

The failure to either pay in full by the agreed upon due date or to meet the obligations of the installment payment plan (missed installment payment) causes the clerk to file an abstract with the Department of Motor Vehicles to effect a suspension of the debtor's drivers license and the registration certificate and license plates of any automobile registered solely in the name of the debtor.

Collection Activities:

At any point past the final judgment date and the exhaustion of appeals, the outstanding debt should be forwarded to the Commonwealth's Attorney or his/her designee.

No less frequently than annually, all outstanding debts are to be referred to the Department of Taxation's Debt Set-off program.

Reporting Requirements:

Pursuant to §19.2-349, the Clerks of the Courts are required to report collection activities to the Compensation Board for the preparation of the annual Fines and Fees Report. My certification of the collection activities is required by the Code of Virginia.

June R. Funkhouser
Chairman

May 29, 1997

Compliance:

The policies and procedures have been adopted by this clerk in compliance with the requirements of §19.2-349.

Signature

Date

Locality

Compensation Board Commonwealth's Attorneys

Policy: It is the policy of this office to take all measures under law to ensure that all fines, costs, penalties, forfeitures, and restitution as ordered by the Court are paid in full.

Preface: The General Assembly has directed all Commonwealth's Attorneys to develop procedures for use in their office to improve the collections of fines, costs, penalties, forfeitures, and restitution.

Purpose: Prompt payment of fines, costs, penalties, forfeitures, and restitution are ordered by the Court as a form of punishment for an offense committed, as well as a legitimate source of revenue for the locality and the Commonwealth. Improved collection efforts by this office will maintain the integrity and credibility of the court.

Effective Date: The policy and procedures are effective July 1, 1997, unless otherwise noted, and shall remain in effect unless further amended by the Commonwealth's Attorney. Any amendments to this policy and these procedures shall be communicated to and are subject to review by the Compensation Board.

Procedure:

Actions for increasing the Collection of Fines and Fees

Collection Activities:

Attorneys for the Commonwealth have options available to them regarding the handling of delinquent fines and fees accounts. Those choices are to :

- Assign those accounts to the Department of Taxation's Court Debt Collections Unit;
- Collect on those accounts using in-house staff or;
- Assign accounts to a private collection agent or;
- Use the staff attorneys of the locality.

My election of any of the options is made effective by completing and signing a Commonwealth's Attorney Election Form and mailing copies of that form to the designations indicated on the form.

Reporting Requirements:

Pursuant to §19.2-349, the Commonwealth's Attorney is required to report collection activities to the Compensation Board for the preparation of the annual Fines and Fees Report. My certification of the collection activities is required by the Code of Virginia.

June R. Funkhouser
Chairman

May 29, 1997

Compliance:

The policies and procedures have been adopted by this Commonwealth's Attorney in compliance with the requirements of §19.2-349.

Signature

Date

Locality

July 14, 2000

MEMORANDUM

TO: Commonwealth's Attorney
FROM: Bruce W. Haynes, Executive Secretary
RE: Fines and Fees Policies and Procedures

Attached is a copy of the policies and procedures for the collection of fines and fees as established and approved by the Compensation Board on October 27, 1994. Pursuant to §19.2-349, your office is to establish policies and procedures regarding the collection of fines and fees. Essentially, you are to select a collection method to collection any delinquent court fines and fines in your locality. We are requesting that you re-certify your understanding of your responsibility in the collection of court fines and fees as established by §19.2-349.

Also attached is a copy of the revised fines and fees election form. This form is revised to reflect the collection method you have chosen for each court in your locality.

Please complete the revised fines and fees election form, sign the policies and procedures, and mail or fax both to the Compensation Board at (804) 371-0235 by August 18, 2000. A fax cover has been provided for your convenience.

If you have any questions or need additional information, please call Richard A. Lampman, Policy and Planning Manager, at (804) 786-0786, ext. 215 or Charlene Rollins, Lead Management Analyst, ext. 206.

Cc: James W. Matthews, Assistant Executive Secretary
Richard A. Lampman, Policy and Planning Manager
Charlene M. Rollins, Lead Management Analyst
Paige Curtis, Senior Fiscal Technician, Commonwealth's Attorneys Program
Susan Williams, Commonwealth's Attorneys Services Council

July 14, 2000

MEMORANDUM

TO: Circuit Court Clerk

FROM: Bruce W. Haynes, Executive Secretary

RE: Fines and Fees Policies and Procedures

Attached is a copy of the policies and procedures for the collection of fines and fees as established and approved by the Compensation Board on October 27, 1994. Pursuant to §19.2-349, your office is to establish policies and procedures regarding the collection of fines and fees. We are requesting that you re-certify your understanding of your responsibility in the collection of court fines and fees as established by §19.2-349.

Please sign the policies and procedures and mail or fax to the Compensation Board at (804) 371-0235 by August 18, 2000. A fax cover has been provided for your convenience.

If you have any questions or need any additional information, please call Richard A. Lampman, Policy and Planning Manager, at (804) 786-0786 xt. 215 or Charlene Rollins, Lead Management Analyst, ext. 206. .

Cc: James W. Matthews, Assistant Executive Secretary
Richard A. Lampman, Policy and Planning Manager
Charlene M. Rollins, Lead Management Analyst
Paige Curtis, Senior Fiscal Technician, Clerks of the Circuit Courts Program

Commonwealth's Attorney Election Form

I, _____, Commonwealth's Attorney for the City or County of _____ respectfully submit this form as notification of the method selected in compliance with Chapter 1073 of the 2000 Acts of Assembly for the collection of fines, costs, penalties, forfeitures and restitution.

Pursuant to §19.2-349, Code of Virginia, I elect the following as the collection method by which unpaid fines, costs, penalties, forfeitures and restitution will be handled for the above-name locality:

Please check (✓) if columns A or B are the appropriate collection method for each court in your locality, if columns C and D apply enter the name of the Attorney or collection agent. Enter the effective date of the agreement you have with the Attorney, Collection Agent or Taxation in column E, and enter the commission rate for each court in column F.

Court	A Collection Method: TAXATION ✓	B Collection Method: IN-HOUSE ✓	C Collection Method: PRIVATE ATTORNEY (Name)	D Collection Method: PRIVATE COLLECTION AGENT (Name)	E Collection Contract EFFECTIVE DATE	F COMMISSION RATE
Circuit						
General District						
Juvenile and Domestic Relations						
Combined						

I certify that I have forwarded a copy of the Election Form to the following:

- | | |
|--|--|
| i. Compensation Board
P. O. Box 710
Richmond, VA 23218-0710 | ii. Circuit, District, Juvenile and Domestic
Relations Courts of this Locality |
| iii. Supreme Court of Virginia
100 North Ninth Street
Richmond, VA 23219 | iv. Department of Taxation
P. O. Box 2402
Richmond, VA 23218-2402
(if applicable) |

Signature

Date

Commonwealth's Attorney Election Form

I, _____, Commonwealth's Attorney for the City or County of _____ respectfully submit this form as notification of the method selected in compliance with Chapter 1073 of the 2000 Acts of Assembly for the collection of fines, costs, penalties, forfeitures and restitution.

Pursuant to §19.2-349, Code of Virginia, I elect the following as the collection method by which unpaid fines, costs, penalties, forfeitures and restitution will be handled for the above-name locality:

Please check (✓) if columns A or B are the appropriate collection method for each court in your locality, if columns C and D apply enter the name of the Attorney or collection agent. Enter the effective date of the agreement you have with the Attorney, Collection Agent or Taxation in column E, and enter the commission rate for each court in column F.

Court	A Collection Method: TAXATION ✓	B Collection Method: IN-HOUSE ✓	C Collection Method: PRIVATE ATTORNEY (Name)	D Collection Method: PRIVATE COLLECTION AGENT (Name)	E Collection Contract EFFECTIVE DATE	F COMMISSION RATE
Circuit						
General District						
Juvenile and Domestic Relations						
Combined						

I certify that I have forwarded a copy of the Election Form to the following:

- | | |
|--|--|
| i. Compensation Board
P. O. Box 710
Richmond, VA 23218-0710 | ii. Circuit, District, Juvenile and Domestic
Relations Courts of this Locality |
| iii. Supreme Court of Virginia
100 North Ninth Street
Richmond, VA 23219 | iv. Department of Taxation
P. O. Box 2402
Richmond, VA 23218-2402
(if applicable) |

Signature

Date

Title 19.2 Criminal Procedure

Chap. 21 Recovery of Fines and Penalties, §§ 19.2-339 — 19.2-368

Art. 3 Collection and Disposition of Fines, §§ 19.2-348 — 19.2-353.5

§ 19.2-349. Responsibility for collections; clerks to report unsatisfied fines, etc.; duty of attorneys for Commonwealth; duties of Department of Taxation. —

A. The clerk of the circuit court and district court of every county and city shall submit to the judge of his court, the Department of Taxation, the State Compensation Board and the attorney for the Commonwealth of his county or city a monthly report of all fines, costs, forfeitures and penalties which are delinquent more than 30 days, including court-ordered restitution of a sum certain, imposed in his court for a violation of state law or a local ordinance which remain unsatisfied, including those which are delinquent in installment payments. The monthly report shall include the social security number or driver's license number of the defendant, if known, and such other information as the Department of Taxation and the Compensation Board deem appropriate. The Executive Secretary shall make the report required by this subsection on behalf of those clerks who participate in the Supreme Court's automated information system.

B. It shall be the duty of the attorney for the Commonwealth to cause proper proceedings to be instituted for the collection and satisfaction of all fines, costs, forfeitures, penalties and restitution. The attorney for the Commonwealth shall determine whether it would be impractical or uneconomical for such service to be rendered by the office of the attorney for the Commonwealth. If the defendant does not enter into an installment payment agreement under § 19.2-354, the attorney for the Commonwealth and the clerk may agree to a process by which collection activity may be commenced 15 days after judgment.

If the attorney for the Commonwealth does not undertake collection, he shall contract with (i) private attorneys or private collection agencies, (ii) enter into an agreement with a local governing body, (iii) enter into an agreement with the county or city treasurer, or (iv) use the services of the Department of Taxation, upon such terms and conditions as may be established by guidelines promulgated by the Office of the Attorney General, the Executive Secretary of the Supreme Court with the Department of Taxation and the Compensation Board. If the attorney for the Commonwealth undertakes collection, he shall follow the procedures established by the Department of Taxation and the Compensation Board. Such guidelines shall not supersede contracts between attorneys for the Commonwealth and private attorneys and collection agencies when active collection efforts are being undertaken.

The fees of any private attorneys or collection agencies shall be paid on a contingency fee basis out of the proceeds of the amounts collected. However, in no event shall such attorney or collection agency receive a fee for amounts collected by the Department of Taxation under the Setoff Debt Collection Act (§ 58.1-520 et seq.).

C. The Department of Taxation and the State Compensation Board shall be responsible for the collection of any judgment which remains unsatisfied or does not meet the conditions of § 19.2-354. Persons owing such unsatisfied judgments or failing to comply with installment payment agreements under § 19.2-354 shall be subject to the delinquent tax collection provisions of Title 58.1. The Department of Taxation and the State Compensation Board shall establish procedures to be followed by clerks of courts, attorneys for the Commonwealth, other state agencies and any private attorneys or collection agents and may employ private attorneys or collection agencies, or engage other state agencies to collect the judgment. The Department of Taxation and the Commonwealth shall be entitled to deduct a fee for services from amounts collected for violations of local ordinances.

The Department of Taxation and the State Compensation Board shall annually report to the Governor and the General Assembly the total of fines, costs, forfeitures and penalties assessed, collected, and unpaid and those which remain unsatisfied or do not meet the conditions of § 19.2-354 by each circuit and district court. The report shall include the procedures established by the Department of Taxation and the State Compensation Board pursuant to this section and a plan for increasing the collection of unpaid fines, costs, forfeitures and penalties. The Auditor of Public Accounts shall annually report to the Governor, the Executive Secretary of the Supreme Court and the General Assembly as to the adherence of clerks of courts, attorneys for the Commonwealth and other state agencies to the procedures established by the Department of Taxation and the State Compensation Board. (Code 1950, § 19.1-341.2; 1960, c. 366; 1975, c. 495; 1979, c. 469; 1983, cc. 415, 499; 1988, cc. 742, 750, 770, 852; 1991, c. 202; 1992, c. 623; 1993, c. 269; 1994, cc. 841, 945; 2001, c. 414; 2003, c. 262.)

The 2003 amendments substituted "30" for "thirty" in the first sentence of subsection A; substituted "15" for "fifteen" in the last sentence of the first paragraph of subsection B; deleted "or" preceding "(iii)", redesignated clause (iii) as (iv), and added a new clause (iii) in the first sentence of the second paragraph.

Note: Acts 2003, c. 1042, Item 65 H provides: "H. In the second year, the pilot program that has been conducted through the Department of Taxation shall be expanded to include any private debt collection firms with whom the selected Commonwealth's Attorneys have contracted for the collection of unpaid fines and court costs pursuant to §19.2-349, Code of Virginia, to collect unpaid fines and court costs in the same manner and means as provided to the Department of Taxation in §58.1-1804, Code of Virginia. The Compensation Board shall monitor the program and shall include, in its annual report to the General Assembly on the collection of court-ordered fines and fees for Clerks of the Courts and Commonwealth's Attorneys, the amount of unpaid fines and costs collected by this program."

Note: Acts 2002, c. 899 and Acts 2003, c. 1042, Item 66 C provided: "C. Each clerk of the circuit court shall submit to the Compensation Board a copy of the report required pursuant to §19.2-349, Code of Virginia, at the same time that it is submitted to the Commonwealth's Attorney."

Note: Acts 2002, c. 899 and Acts 2003, c. 1042, Item 65 C provided: "C. Consistent with the provisions of §19.2-349, Code of Virginia, attorneys for the Commonwealth may, in addition to the options otherwise provided by law, employ individuals to assist in collection of outstanding fines, costs, forfeitures, penalties, and restitution. Notwithstanding any other provision of law, beginning on the date upon which the order or judgment is entered, the costs associated with employing such individuals may be paid from the proceeds of the amounts collected provided that the cost is apportioned on a pro rata basis according to the amount collected which is due the state and that which is due the locality. The attorneys for the Commonwealth shall account for the amounts collected and apportion costs associated with the collections consistent with procedures issued by the Auditor of Public Accounts."

Note: Acts 2002, c. 899, Item 285 F provided: "The Tax Commissioner shall continue in the first year a program that allows for the collection of unpaid fines and court costs by Commonwealth's Attorneys, and any attorneys licensed to practice law in Virginia with whom the selected Commonwealth's Attorney has contracted for the collection of unpaid fines and court costs pursuant to §19.2-349, Code of Virginia, to collect unpaid fines and court costs and in the same manner and means as provided to the Department of Taxation in §58.1-1804, Code of Virginia, for the collection of these fines and court costs. The remedies available under §58.1-1804, Code of Virginia, shall be in addition to any civil judgment collection remedies available under the Code of Virginia or Virginia common law. The Compensation Board shall monitor the program and shall include, in its annual report to the General Assembly on the collection of court-ordered fines and fees for Clerks of the Courts and Commonwealth's Attorneys, the amount of unpaid fines and costs collected by the program."

The 2001 amendments substituted "fifteen" for "ten" at the end of the last sentence in the first paragraph of subsection B.