



Compensation Board

December 1, 2007

FY07

Fines *and* Fees Report



Efforts of **Court Clerks** and **Commonwealth's Attorneys** in Virginia

FY07 Fines and Fees Report

FY07 EXECUTIVE SUMMARY.....	1
COLLECTION OF FINES AND FEES.....	3
AUTHORITY FOR THE COLLECTION OF FINES AND FEES	3
HISTORY OF FINES AND FEES REPORTING	3
PURPOSE OF FINES AND FEES REPORTING	3
COLLECTION TOPICS.....	4
SOURCE OF COURTS DATA	4
CURRENT AND PRIOR-YEAR ASSESSMENTS AND COLLECTIONS	4
ASSESSMENTS AND COLLECTIONS MADE BY COMMONWEALTH’S ATTORNEYS	4
DELINQUENT FINES AND FEES COLLECTION RATES IN EXCESS OF 100 PERCENT	5
COLLECTION METHODS	5
IMPROVING THE COLLECTION OF FINES AND FEES.....	6
FY07 EFFORTS AT IMPROVING COLLECTIONS	6
FY08 ACTIONS / RECOMMENDATIONS FOR IMPROVEMENT	6
FY07 STATEWIDE ASSESSMENT AND COLLECTION OF FINES AND FEES.....	7
ASSESSMENTS AND COLLECTIONS IN FY07	7
ASSESSMENTS AND COLLECTIONS BY COURT CLERKS FROM FY01 TO FY07	8
COLLECTION RATE FOR COURT CLERKS FROM FY01 TO FY07	8
COURT ASSESSMENTS AND COLLECTIONS BY TYPE OF COURT IN FY07	9
ASSESSMENTS AND COLLECTIONS BY COMMONWEALTH’S ATTORNEYS FROM FY01 TO FY07	9
COLLECTION RATE FOR COMMONWEALTH’S ATTORNEYS FROM FY01 TO FY07	10
DELINQUENT ASSESSMENTS AND COLLECTIONS OF COMMONWEALTH’S ATTORNEYS BY TYPE OF COURT IN FY07	11
TREND DATA FOR ASSESSMENTS AND COLLECTIONS FROM FY95 TO FY07	12
COLLECTION AGENTS FOR DELINQUENT FINES AND FEES IN FY07	13
FY07 IN-HOUSE COLLECTION PROGRAMS OF COMMONWEALTH’S ATTORNEYS	14
COURTS WITH HIGHER THAN STATEWIDE AVERAGE COLLECTION RATE: COURT CLERKS	15
COURTS WITH HIGHER THAN STATEWIDE AVERAGE COLLECTION RATE: COLLECTION AGENTS OF COMMONWEALTH’S ATTORNEYS	20
PART A – FY07 FINES AND FEES ASSESSMENTS AND COLLECTIONS	A
PART B - COMPARISON OF FY06 AND FY07 COLLECTIONS.....	B
APPENDIX	I
APPENDIX 1: FY07 COLLECTION FORM FOR FINES AND FEES	II
APPENDIX 2: SUPREME COURT GUIDELINES AND MODEL CONTRACT FOR THE COLLECTION OF UNPAID FINES, COSTS, FORFEITURES, AND PENALTIES BY PRIVATE CONTRACTORS, JANUARY 14, 1999	IV
APPENDIX 3: FY08 POLICY STATEMENT FOR FINES AND FEES: COMMONWEALTH’S ATTORNEY	XX
APPENDIX 4: FY08 POLICY STATEMENT FOR FINES AND FEES: CLERK OF THE CIRCUIT COURT	XXI
APPENDIX 5: FY08 ELECTION FOR THE COLLECTION METHOD OF FINES AND FEES: COMMONWEALTH’S ATTORNEY	XXII
APPENDIX 6: CODE OF VIRGINIA SECTIONS ON THE COLLECTION OF FINES AND FEES, INCLUDING THE FULL TEXT OF § 19.2-349.....	XXIII

FY07 EXECUTIVE SUMMARY

Court Clerks

- In FY07, Court Clerks assessed \$468M and collected \$346M in fines and fees.
- The collection rate for Court Clerks was nearly 74 percent.
- Collections between FY06 and FY07 increased by \$16M; however, the collection rate decreased (1.2 percent).

Commonwealth's Attorneys

- In FY07, net assessments of delinquent fines and fees by Commonwealth's Attorneys were \$102M.
- Gross collections for Commonwealth's Attorneys were \$58M.
- Net collections in FY07 were \$45M.
- The collection rate was nearly 57 percent.
- Net collections between FY06 and FY07 increased \$1.6M; however, the collection rate decreased (3.0 percent).

Trend Data for Assessments and Collections

- Court assessments have risen from nearly \$199M in FY95 to nearly \$468M in FY07.
- Court Clerks collected nearly \$134M in FY95 compared to nearly \$346M in FY07.
- The collection rate of Court Clerks has ranged from a low of 67 percent in FY01 to a high of 79 percent in FY98.
- Gross collections of delinquent fines and fees by Commonwealth's Attorneys were over \$10M in FY95 compared to \$58M in FY07.
- The collection rate of Commonwealth's Attorneys has ranged from a low of 7 percent in FY95 to 60 percent in FY06.

Collection Agents

- In FY07, 13 collection agents contracted with Commonwealth's Attorneys for the collection of delinquent fines and fees.
- Collection fee percentages ranged from nearly 17 percent to 35 percent.
- Collection rates ranged from under 30 percent (Marvel Collections) to 76 percent (David S. Hudson).

In-House Collection Programs

- In FY07, six localities had In-House Programs that assessed and collected delinquent fines and fees.
- Collection fee percentages ranged from 25 percent to 35 percent.
- Collection rates ranged from 25 percent (Floyd County) to nearly 46 percent (Roanoke City).
- Collection cost percentages ranged from 1 percent (Montgomery County) to 17 percent (Floyd County).

Courts with Higher than Statewide Average Collection Rate: Court Clerks

- The statewide average collection rate for all courts was 75 percent in FY04, 76 percent in FY05, 75 percent in FY06, and 74 percent in FY07.
- 12 Circuit Courts had a higher than statewide average collection rate for the past four consecutive years.
- All reporting courts in eight localities had a higher than statewide average collection rate for the past four consecutive fiscal years.
- All reporting courts in an additional ten localities had a higher than statewide average collection rate for three of the four previous fiscal years.

Courts with Higher than Statewide Average Collection Rate: Collection Agents of Commonwealth's Attorneys

- The statewide average collection rate for collection agents was 53 percent in FY04, 60 percent in FY05, 60 percent in FY06, and 57 percent in FY07.
- 9 Circuit Courts had a higher than statewide average collection rate for the past four consecutive years.
- All reporting courts in 3 localities had a higher than statewide average collection rate for the past four consecutive fiscal years.
- All reporting courts in an additional 3 localities had a higher than statewide average collection rate for three of the four previous fiscal years.

COLLECTION OF FINES AND FEES

Authority for the Collection of Fines and Fees

In the *Code of Virginia*, § 19.2-349 requires that Court Clerks collect on the fines, costs, forfeitures, and penalties, including court-ordered restitution, assessed within their court. If payment or a payment arrangement has not been made in thirty days, the account becomes delinquent. Ten days are allowed for the appeals process, after which the delinquent account becomes the responsibility of the Commonwealth's Attorney. The Commonwealth's Attorney is then responsible for the collection of the delinquent fines, costs, penalties, forfeitures, and restitution. The appendix of this report contains the entire text of § 19.2-349 and a listing of relevant *Code* sections.

History of Fines and Fees Reporting

The 1994 General Assembly adopted legislation directing the Compensation Board and the Department of Taxation to report to the Governor and the General Assembly regarding assessment and collection of fines, costs, forfeitures, penalties and restitution, as well as those fines and fees which remain unsatisfied or do not meet the conditions of § 19.2-354 by each circuit and district court. Pursuant to § 19.2-349.C, the Fines and Fees Report includes procedures established by the Department of Taxation and the Compensation Board pursuant to this section and a plan for increasing the collection of unpaid fines, costs, forfeitures, and penalties.

The compilation of information for the fines and fees report began in August 1995 with the receipt of collection rates from the Supreme Court of Virginia (SCV) for all Court Clerks in Virginia. The Compensation Board had met previously with representatives of the Virginia Association of Commonwealth's Attorneys, SCV, Department of Taxation and a private collection agency to determine a reporting mechanism that would accurately reflect the collection efforts of Commonwealth's Attorneys. The task force developed a fines and fees collection form, approved by the Compensation Board, to be sent to all Commonwealth's Attorneys in July of each year requesting collection data on the previous fiscal year.

Purpose of Fines and Fees Reporting

Part A of the FY07 Fines and Fees Report tracks delinquent and non-delinquent fines and fees assessments and collections by all courts and Commonwealth's Attorneys. The collection method (individually selected collection agents) for each Commonwealth's Attorney is also listed. Part B compares delinquent and non-delinquent collections made in FY07 to collections made in FY06 and displays the variance percentage. This report does not compare collection methods chosen by Commonwealth's Attorneys or draw conclusions as to the effectiveness of any Clerk or Commonwealth's Attorney. The manner in which the data is collected does not allow for meaningful comparisons to be made between collection methods or individual offices. As the data for this report is supplied by numerous sources, to include the Supreme Court of Virginia, Commonwealth's Attorneys and the Fairfax Circuit Court Clerk, the Compensation Board does not attest to the accuracy of the data presented in this report.

COLLECTION TOPICS

Source of Courts Data

The FY07 Final BR22 Report (June 30, 2007) from the Supreme Court of Virginia's Financial Management System was the source document for courts data contained within this report. The courts data tracked assessments and collections by court within each locality. Account codes included in determining assessments and collections are those codes normally found on receivable accounts, which arise from a conviction in a traffic or criminal case, or penalties and costs assessed in a civil matter. Excluded costs are those normally associated with non-judicial financial activities such as taxes and fees assessed in a land transfer. The Supreme Court of Virginia supplied the methodology for including or excluding account codes used in determining assessments and collections in the BR22 Report for the FY07 Fines and Fees Report. The FY07 Final BR22 Report did not report assessments and collections made by the Fairfax County Circuit Court. This court reported directly to the Compensation Board the local assessments and collections made in FY07.

Current and Prior-Year Assessments and Collections

The courts data presented in the FY07 Fines and Fees Report does not examine individual accounts to match assessed data with collected data, but instead focuses on court-wide activity. The Financial Management System was designed as an accounting system, not a collections system. Consequently, the Compensation Board cannot determine if the collection was made on a current or prior-year assessment. The Supreme Court's Financial Management System does not track the age of the account on which a collection payment is made.

Assessments and Collections Made by Commonwealth's Attorneys

Assessments of delinquent fines, costs, forfeitures, and penalties supplied by Commonwealth's Attorneys represent amounts that have been forwarded from the Clerk's office of that locality. The amount of delinquent assessments in the Clerk's office may not match the amount assessed in the Commonwealth's Attorney's office. In General District Courts, differences may be attributed to timing in the reporting, such as using assessment information from June 1, 2006 to May 31, 2007 to represent fiscal year 2007 data. The Clerk's office may mark an account delinquent in June but the Commonwealth's Attorney may not collect upon it until July. The Compensation Board specifically requested assessment and collection figures for the time period of July 1, 2006 through June 30, 2007.

The net assessments for Commonwealth's Attorneys are the total (gross) delinquent fines, fees, costs, penalties, and restitution assessed for the fiscal year, minus any accounts that were manually removed by Court Clerks, and minus any accounts that were reported paid through the Department of Taxation's Debt Set-Off Program. The collections for Debt Setoff in FY07 may contain amounts collected for prior year assessments. However, such amounts have not been previously reported. As a result of the potential adjustments, it is possible that the net assessments reported for a given year reflect a "negative" amount. In such cases, the collection rate is presented as "- -". Net collections for Commonwealth's Attorneys are the gross collections of fines, fees, costs, penalties, and restitution minus any fee for services by the collection agent. The collection rate of Commonwealth's Attorneys is calculated by dividing gross collections by the net assessments.

FY07 Fines and Fees Report**Delinquent Fines and Fees Collection Rates in Excess of 100 Percent**

Commonwealth's Attorneys commonly report collection rates over 100 percent. For example, in FY07, the Newport News' Commonwealth's Attorney reported that the Juvenile and Domestic Relations' Court collection rate was 121.9 percent, as shown below.

Court	Net Assessed	Gross Collected	Net Collected	Collection Rate
J & DR	\$85,363.45	\$104,064.11	\$86,373.21	121.9%

Accounts may be collected upon in the current fiscal year for assessments made in a previous fiscal year. Although the Compensation Board requested assessment and collection data for the time period from July 1, 2006 to June 30, 2007, the FY07 Fines and Fees Report includes data on all delinquent account collections, regardless of the year the assessment was made.

Collection Methods

The Commonwealth's Attorney chooses the collection method noted in the data. The Clerk of each court may have a different collection method than that of the Commonwealth's Attorney. The Compensation Board does not report the collection method of Court Clerks because per § 19.2-349, Code of Virginia, the Commonwealth's Attorney chooses the collection method of delinquent fines and fees accounts.

IMPROVING THE COLLECTION OF FINES AND FEES

Issue	FY07 Efforts at Improving Collections	FY08 Actions / Recommendations for Improvement
Accessibility of Fines and Fees Data	<ul style="list-style-type: none"> Part B of the Fines & Fees Report, a comparison of current year to prior year collections, is a standard component of the annual fines and fees report; and The Compensation Board agency website continues to give access to fines and fees data reporting. 	<ul style="list-style-type: none"> The Compensation Board will continue to provide Part B, a comparison of current year to prior year collections, as a standard component of the annual fines and fees report; and The Compensation Board will continue to post the annual fines and fees report to the agency website.
Priority of Fines and Fees Assessment and Collection	Addressed the importance of fines and fees collection with all newly elected and appointed Circuit Court Clerks and Commonwealth's Attorneys at the agency-sponsored New Officer Training held in December 2006.	Giving priority to fines and fees assessment and collection data is a standard component of Compensation Board training for new officers.
Adherence to Fines and Fees Policy	The Compensation Board required that all Commonwealth's Attorneys and Circuit Court Clerks review the Fines and Fees Compensation Board Policy Document and sign and date the policy statement certifying compliance.	The certification of Compensation Board fines and fees policy is an annual requirement of Court Clerks and Commonwealth's Attorneys.
Notice of Collection Method	The Compensation Board required that all Commonwealth's Attorneys sign and date an election form regarding their collection method.	Commonwealth's Attorneys are required to annually elect their collection method.
Recommendations to and from Partner Agencies	The Compensation Board met and communicated extensively with the Supreme Court of Virginia and the Department of Taxation in the fall of 2005 to ensure the accurate and consistent reporting of fines and fees assessment and collection data for the FY05 Fines and Fees Report (to include input from the Fairfax Circuit Court Clerk). The same criteria were used in developing the FY06 and FY07 Fines and Fees Reports.	<ul style="list-style-type: none"> The Compensation Board will work with a committee of Clerks, Commonwealth's Attorneys, the Supreme Court of Virginia, and the Department of Taxation to review and improve, where applicable, the reporting of fines and fees assessment and collection data; The Compensation Board will continue to work with the Supreme Court of Virginia to identify potential improvements to their Financial Management System in the reporting of fines and fees assessments and collections data (to include policy/procedure updates); and The General Assembly may wish to consider an amendment to §19.2-349, <u>Code of Virginia</u>, to allow a maximum collection fee charged by private collection agents of no more than 5% above the collection fee charged by the Department of Taxation, currently 17%.
Best Practices for Collection of Court Fines and Fees	Results of a FY06 survey are included in the FY06 Fines & Fees Report as a tool to assist Circuit Court Clerks, judges, parole officers, etc. in their fines and fees collections efforts (prior to the delinquency stage).	<ul style="list-style-type: none"> The Compensation Board will work with a committee of Clerks to discuss and review current best practices and make recommendations for improved court collections, where applicable; and In future years, the Compensation Board may choose to update the best practices section of the Fines and Fees Report by re-issuing an invitation to Circuit Court Clerks to respond to another best practices survey.

FY07 STATEWIDE ASSESSMENT AND COLLECTION OF FINES AND FEES

Assessment and collection efforts of Court Clerks and Commonwealth's Attorneys in FY07 for Circuit, General District and Juvenile & Domestic Relations Courts (or Combined General District and Juvenile & Domestic Relations Courts) are reported by locality and are found in Part A of this report. The Supreme Court of Virginia, through the Financial Management System, compiles the collection efforts of Circuit Court Clerks (excluding the Fairfax County Circuit Court, which beginning in FY05 sends their information directly to the Compensation Board). The Compensation Board gathers delinquent collection data from Commonwealth's Attorneys, as reported in the fines and fees collection form.

The following data are statewide assessment and collection efforts in FY07.

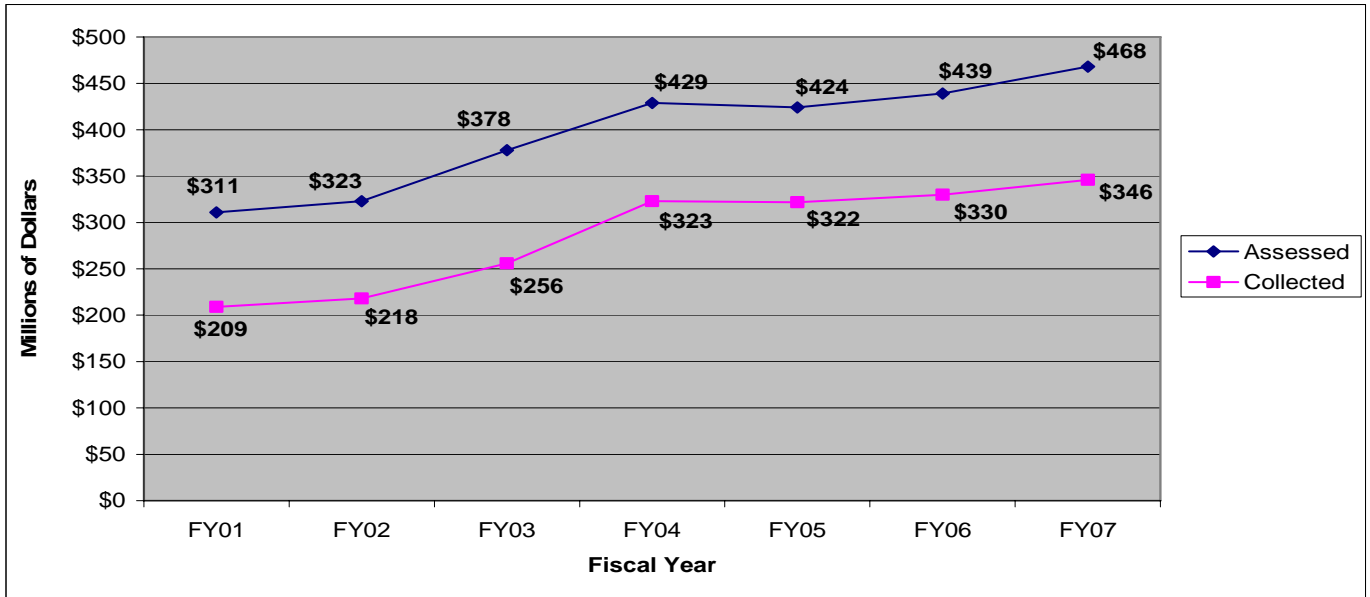
Assessments and Collections in FY07

FY07	Assessments	Court Collections	Collection Rate	Collection Rate Increase (Decrease) from FY06
Court Clerks	\$467,983,288.33	\$345,639,311.21	73.9%	- (1.2)%

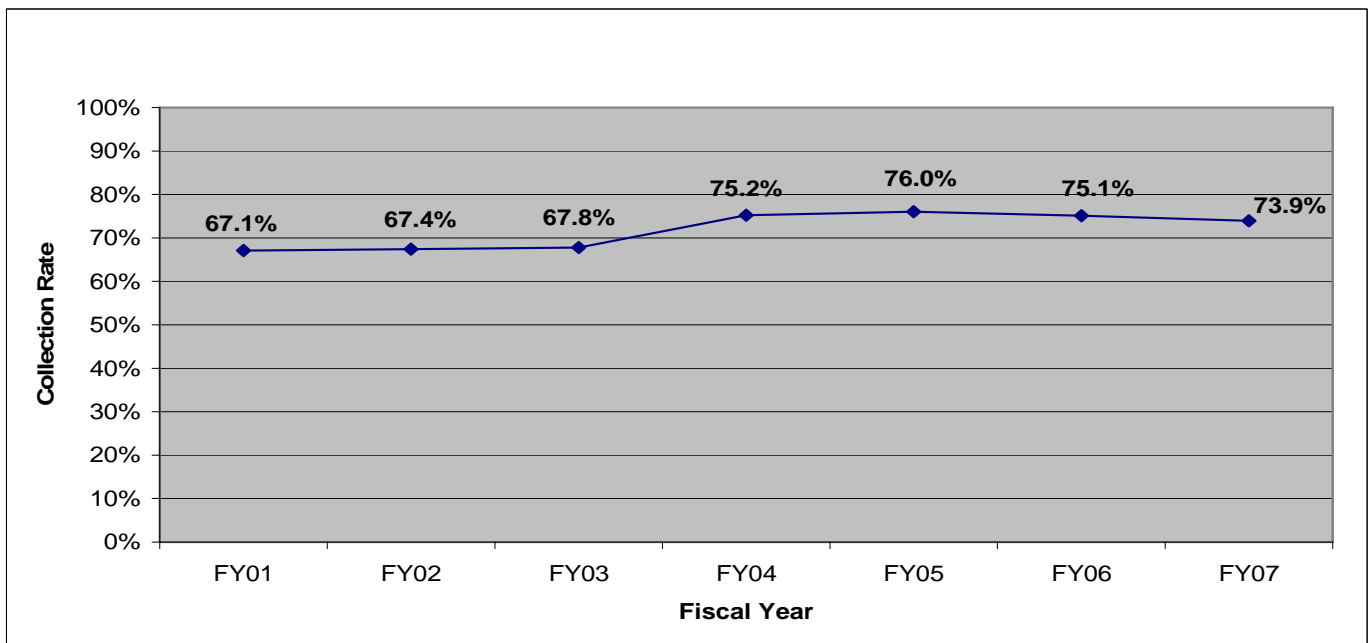
FY07	Net Assessments	Gross Collections	Net Collections	Collection Rate	Collection Rate Increase (Decrease) from FY06
Commonwealth's Attorneys	\$102,212,585.84	\$57,884,823.81	\$45,362,882.23	56.6%	- (3.0)%

The collection rate of Court Clerks decreased (1.2) percentage points from FY06 to FY07. The collection rate of Commonwealth's Attorneys decreased (3.0) percentage points from FY06 to FY07.

Note: Assessment and collection data for FY06 has changed from previous year's report because three Commonwealth's Attorneys (Botetourt, Montgomery, and Portsmouth) submitted amended collection forms for FY06 in FY07.

FY07 Fines and Fees Report**Assessments and Collections by Court Clerks from FY01 to FY07**

Assessment and collection data are rounded to the nearest million of dollars. Assessments by Court Clerks have risen from \$311M in FY01 to \$468M in FY07 (+ \$157M), a 51 percent increase over the seven-year period. Collections by Court Clerks have risen from \$209M in FY01 to \$346M in FY07 (+ \$137M), a 66 percent increase in the same seven-year period.

Collection Rate for Court Clerks from FY01 to FY07

The statewide collection rate for Court Clerks has increased from 67 percent in FY01 to 74 percent in FY07.

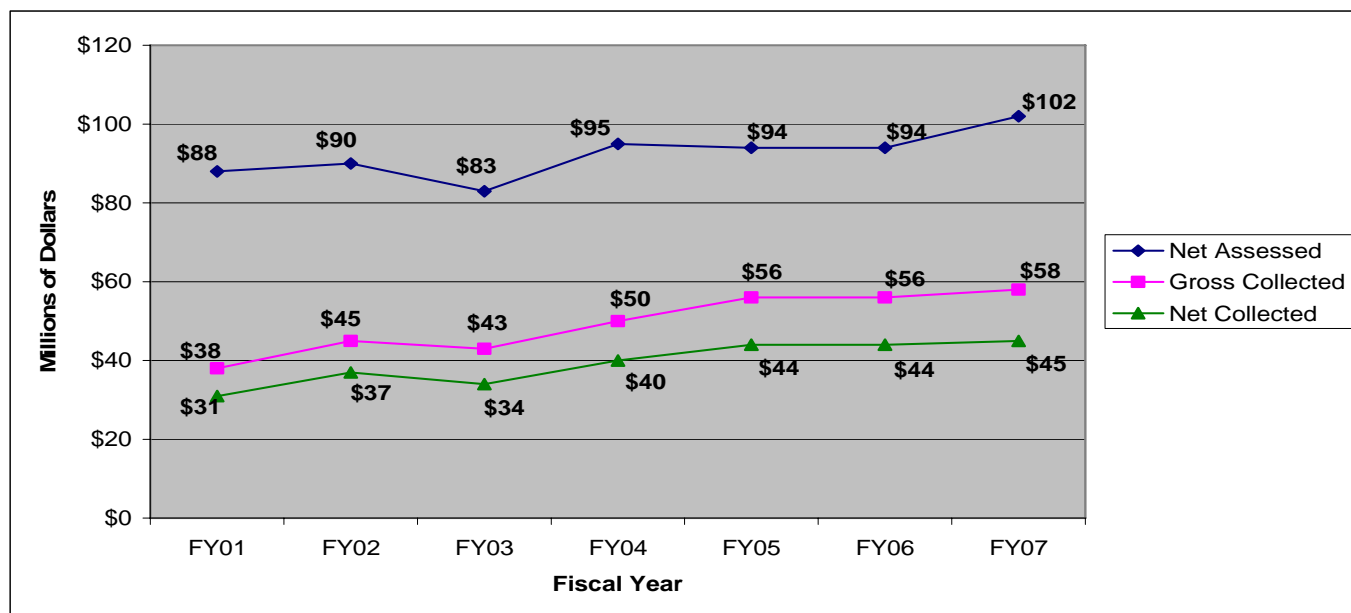
FY07 Fines and Fees Report

Court Assessments and Collections by Type of Court in FY07

Court	Assessments	Collections	Collection Rate
Circuit	\$156,084,040.18	\$90,143,342.49	57.8%
General District	\$250,084,899.25	\$203,873,750.04	87.4%
Juvenile & Domestic Relations	\$10,106,297.13	\$6,795,229.43	67.2%
Combined	\$51,708,051.77	\$44,826,989.25	86.9%
ALL COURTS	\$467,983,288.33	\$345,639,311.21	73.9%

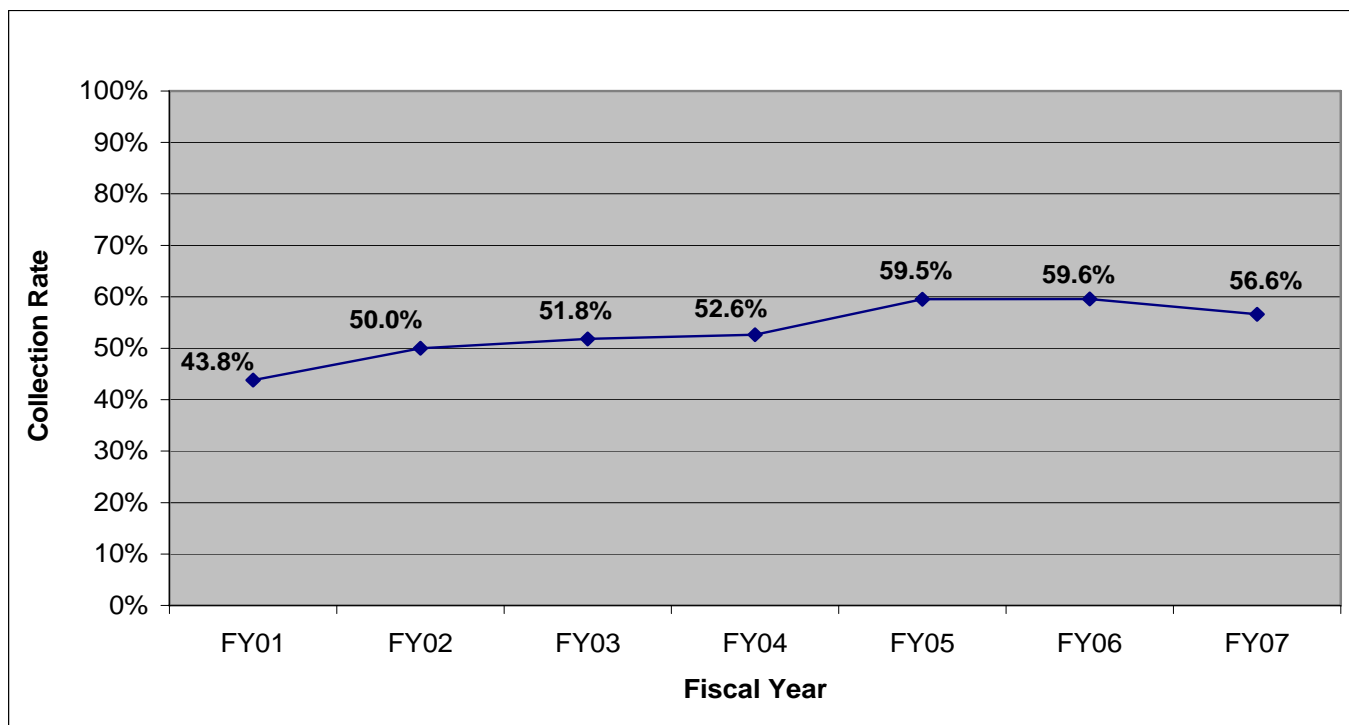
Three-hundred and twenty-six courts (including Fairfax Circuit Court) reported to the Supreme Court for this data. The General District Courts reported the highest collection rate of 87.4 percent. The Combined courts of General District and Juvenile & Domestic Relations reported a half percentage point less, 86.9 percent collection rate. The Juvenile & Domestic Relations Courts reported a 67.2 percent collection rate. The Circuit Courts reported the lowest collection rate of 58 percent.

Assessments and Collections by Commonwealth's Attorneys from FY01 to FY07



Assessed and collected data are rounded to the nearest million of dollars. Statewide net assessments of delinquent fines and fees by Commonwealth's Attorneys have increased from \$88M in FY01 to \$102M in FY07 (+ \$14M), a 16 percent increase over the seven-year period. Gross collections have increased from \$38M in FY01 to \$58M in FY07 (+ \$20M), a 53 percent increase over the seven-year period. Net collections have increased from \$31M in FY01 to \$45M in FY07 (+ \$14M), a 45 percent increase during the same seven-year period.

Note: Assessment and collection data for FY06 has changed from previous year's report because three Commonwealth's Attorneys (Botetourt, Montgomery, and Portsmouth) submitted amended collection forms for FY06 in FY07.

FY07 Fines and Fees Report**Collection Rate for Commonwealth's Attorneys from FY01 to FY07**

The statewide delinquent fines and fees collection rate for Commonwealth's Attorneys has increased from nearly 44 percent in FY01 to nearly 57 percent in FY07.

Note: Assessment and collection data for FY06 has changed from previous year's report because three Commonwealth's Attorneys (Botetourt, Montgomery, and Portsmouth) submitted amended collection forms for FY06 in FY07.

FY07 Fines and Fees Report

Delinquent Assessments and Collections of Commonwealth's Attorneys by Type of Court in FY07

Court	Net Assessments	Gross Collections	Net Collections	Collection Rate
Circuit	\$46,478,566.79	\$18,132,888.02	\$14,325,600.58	39.0%
General District	\$44,951,220.16	\$31,701,813.08	\$24,493,412.57	70.5%
Juvenile & Domestic Relations	\$3,232,778.58	\$2,064,898.21	\$1,635,883.63	63.9%
Combined	\$7,550,020.31	\$5,985,224.50	\$4,907,985.45	79.3%
ALL COURTS	\$102,212,585.84	\$57,884,823.81	\$45,362,882.23	56.6%

Three-hundred and ten courts reported to Commonwealth's Attorneys for this data. Combined courts of General District and Juvenile & Domestic Relations reported the highest collection rate of 79 percent. As separate courts, the General District Court and Juvenile & Domestic Relations Court reported 71 percent and 64 percent collection rates, respectively. Circuit Courts reported the lowest collection rate of 39 percent.

FY07 Fines and Fees Report

Trend Data for Assessments and Collections from FY95 to FY07

Fiscal Year	Court Assessments	Collections			
		Court Clerks		Commonwealth's Attorneys	
		Court Collections	Collection Rate	Gross Collections	Collection Rate
FY95	\$198,821,218	\$133,883,357	72%	\$10,136,381	7%
FY96	\$218,673,221	\$146,341,224	75%	\$17,655,115	11%
FY97	\$261,930,731	\$176,682,619	77%	\$23,859,337	12%
FY98	\$281,520,488	\$192,214,094	79%	\$29,104,382	13%
FY99	\$293,495,030	\$205,990,674	70%	\$33,510,222	39%
FY00	\$301,848,434	\$204,960,594	68%	\$37,151,100	46%
FY01	\$310,747,359	\$208,572,022	67%	\$38,473,776	44%
FY02	\$323,494,376	\$218,486,164	67%	\$45,012,077	50%
FY03	\$377,717,346	\$255,986,405	68%	\$42,961,117	52%
FY04	\$429,237,880	\$322,856,778	75%	\$50,084,608	53%
FY05	\$423,513,600	\$321,716,259	76%	\$56,079,755	60%
FY06	\$438,877,634	\$329,814,073	75%	\$56,046,773	60%
FY07	\$467,983,288	\$345,639,311	74%	\$57,884,824	57%

Assessment and collection data are rounded to the nearest whole number. Court assessments have risen from nearly \$199M in FY95 to nearly \$468M in FY07 (+ \$269M), a 135 percent increase over the thirteen-year period. Court collections have risen from nearly \$134M to nearly \$346M (+ \$212M), a 158 percent increase over the same period. Gross collections by Commonwealth's Attorneys have risen from over \$10M in FY95 to nearly \$58M in FY07 (+ \$48M), a 471 percent increase in the same thirteen-year period.

Note: Assessment and collection data for FY06 has changed from previous year's report because three Commonwealth's Attorneys (Botetourt, Montgomery, and Portsmouth) submitted amended collection forms for FY06 in FY07.

FY07 Fines and Fees Report

Collection Agents for Delinquent Fines and Fees in FY07

Collection Agent	Locality	Net Assessments	Gross Collections	Collection Fee - \$	Collection Fee - %	Collection Rate
Cantor & Cantor	087	\$3,041,050.33	\$1,669,638.29	\$375,668.61	22.5%	54.9%
Wallace S. Covington	153	\$4,421,329.35	\$1,666,948.49	\$441,130.37	26.5%	37.7%
Roland W. Dodson	740	\$2,986,403.20	\$1,099,673.66	\$314,946.81	28.6%	36.8%
Fines Management	169 and 195	\$1,094,106.23	\$478,306.15	\$155,881.33	32.6%	43.7%
Glasser & Glasser	710	\$6,114,705.82	\$3,278,140.38	\$950,033.15	29.0%	53.6%
Hampton City	650	\$2,533,159.00	\$1,150,439.00	\$402,669.00	35.0%	45.4%
David S. Hudson	073, 115, 119 and 127	\$864,867.22	\$657,522.78	\$212,296.22	32.3%	76.0%
Huff, Poole & Mahoney	041, 057, 550 and 810	\$12,746,724.88	\$6,784,987.75	\$1,977,647.38	29.1%	53.2%
In-House Programs	023, 063, 121, 175, 590 and 770	\$6,904,451.25	\$2,566,886.39	\$806,593.14	31.4%	37.2%
Marvel Collections*	760 and 764	\$2,239,562.66	\$664,223.66	\$199,266.23	30.0%	29.7%
Parrish & Lebar*	760 and 764	\$3,797,397.49	\$1,274,959.40	\$271,584.68	21.3%	33.6%
Quadros & Associates	199 and 700	\$2,936,547.98	\$1,791,138.71	\$498,549.52	27.8%	61.0%
Dept. of Taxation	105 Localities	\$52,532,280.43	\$34,801,959.15	\$5,843,642.05	16.8%	66.2%

*Marvel Collections was the collection agent for Richmond City and Manchester from July 1, 2006 to Oct 31, 2006. Parrish & Lebar was the collection agent for Richmond City from November 1, 2006 to June 30, 2007.

In FY07, 120 Commonwealth's Attorneys contracted with 11 private agents and one state agency for the collection of delinquent fines and fees. Six Commonwealth's Attorneys choose to collect fines and fees through in-house programs. Some Commonwealth's Attorneys chose more than one collection agent for the courts in their locality. Collection fees ranged from nearly 17 to 35 percent, the Department of Taxation and Hampton City, respectively. The Department of Taxation had the largest group of clients (105 localities); nearly 88 percent of all Commonwealth's Attorneys. The highest collection rate of 76 percent was achieved by David S. Hudson with four localities.

FY07 Fines and Fees Report

FY07 In-House Collection Programs of Commonwealth's Attorneys

Locality	Net Assessments -\$-	Gross Collections -\$-	Collection Fee -\$-	Collection Expenses -\$-	Collection Fee Surplus -\$-	Locality / State Split -\$-	Collection Fee -%-	Collection Rate -%-	Collection Cost -%-
Botetourt County	\$647,892.00	\$247,200.00	\$86,520.00	\$3,631.00	\$82,889.00	\$41,445.00	35.0%	38.2%	1.5%
Floyd County	\$208,074.05	\$52,879.32	\$17,712.14	\$9,105.24	\$8,606.90	\$4,303.45	33.5%	25.4%	17.2%
Montgomery County	\$1,462,075.00	\$545,198.00	\$190,736.00	\$5,980.00	\$184,756.00	\$92,378.00	35.0%	37.3%	1.1%
Southampton County	\$372,413.41	\$130,472.66	\$39,141.80	\$5,069.08	\$34,072.72	\$17,036.36	30.0%	35.0%	3.9%
Danville City	\$2,583,573.81	\$842,121.83	\$212,828.97	\$96,716.97	\$116,112.00	\$58,056.00	25.3%	32.6%	11.5%
Roanoke City	\$1,630,422.98	\$749,014.58	\$259,654.23	\$76,813.35	\$182,840.88	\$91,420.44	34.7%	45.9%	10.3%

In FY07, the in-house collection program in Southampton County was for the Circuit Court only. Collection fee percentages ranged from 25 to 35 percent and collection rates ranged from 25 to 46 percent. The collection cost percentage is calculated by dividing expenses by gross collections. Floyd County's in-house program reported the highest collection cost percentage of 17 percent. Montgomery County's in-house program reported the lowest collection cost percentage of 1 percent.

FY07 Fines and Fees Report

Courts with Higher than Statewide Average Collection Rate: Court Clerks																
Locality	FY04				FY05				FY06				FY07			
	Circuit	District	J & DR	Com-bined	Circuit	District	J & DR	Com-bined	Circuit	District	J & DR	Com-bined	Circuit	District	J & DR	Com-bined
Accomack					✓									✓		
Albemarle		✓	✓			✓	✓			✓	✓			✓	✓	
Alleghany				✓				✓				✓				✓
Amelia				✓				✓				✓				✓
Amherst		✓				✓				✓				✓	✓	
Appomattox		✓	✓			✓	✓			✓	✓			✓	✓	
Arlington		✓	✓			✓	✓			✓	✓			✓	✓	
Augusta		✓				✓				✓	✓			✓		
Bath				✓	✓			✓				✓	✓			✓
Bedford	✓	✓	✓			✓				✓	✓			✓	✓	
Bland				✓	✓			✓	✓			✓	✓			✓
Botetourt	✓			✓				✓				✓				✓
Brunswick	✓			✓	✓			✓	✓			✓				✓
Buchanan								✓				✓				✓
Buckingham				✓				✓				✓				✓
Campbell		✓				✓								✓	✓	
Caroline	✓	✓			✓	✓	✓		✓	✓	✓		✓	✓	✓	
Carroll				✓				✓		✓				✓	✓	
Charles City County				✓				✓	✓			✓	✓			✓
Charlotte		✓	✓			✓	✓		✓	✓			✓	✓	✓	
Chesterfield	✓		✓				✓				✓			✓	✓	
Clarke	✓	✓	✓			✓	✓		✓	✓	✓		✓	✓	✓	
Craig				✓				✓	✓			✓				✓
Culpeper	✓			✓				✓	✓			✓				✓
Cumberland				✓				✓				✓				✓
Dickenson	✓			✓				✓				✓	✓			✓
Dinwiddie				✓				✓				✓				✓
Essex	✓			✓	✓			✓				✓				✓
Fairfax County	✓	✓	✓		✓	✓	✓			✓	✓			✓	✓	
Fauquier	✓	✓	✓			✓	✓		✓	✓	✓		✓	✓	✓	
Floyd				✓				✓	✓			✓				✓
Fluvanna				✓				✓				✓				✓
Franklin County		✓	✓			✓	✓			✓	✓			✓	✓	
Frederick		✓	✓			✓	✓			✓	✓			✓	✓	
Giles	✓			✓				✓				✓				✓
Gloucester		✓				✓				✓				✓		
Goochland				✓				✓				✓				✓

FY07 Fines and Fees Report

Courts with Higher than Statewide Average Collection Rate: Court Clerks, continued																
Locality	FY04				FY05				FY06				FY07			
	Circuit	District	J & DR	Com-bined	Circuit	District	J & DR	Com-bined	Circuit	District	J & DR	Com-bined	Circuit	District	J & DR	Com-bined
Grayson / Galax				✓				✓								✓
Greene	✓			✓	✓			✓	✓			✓	✓			✓
Greensville	✓			✓	✓			✓	✓			✓	✓			✓
Halifax		✓				✓				✓				✓		
Hanover		✓	✓			✓	✓			✓	✓			✓	✓	
Henrico														✓		
Henry		✓				✓				✓				✓		
Highland	✓			✓				✓	✓			✓				✓
Isle of Wight		✓	✓		✓	✓	✓		✓	✓	✓		✓	✓	✓	
James City Co / Williamsburg	✓	✓	✓			✓				✓	✓			✓	✓	
King & Queen	✓	✓			✓	✓	✓		✓	✓	✓		✓	✓	✓	
King George	✓			✓				✓	✓			✓	✓			✓
King William	✓	✓	✓		✓	✓	✓		✓	✓				✓	✓	
Lancaster		✓	✓			✓			✓	✓	✓			✓	✓	
Lee																
Loudoun	✓	✓	✓		✓	✓	✓		✓	✓	✓		✓	✓	✓	
Louisa				✓				✓				✓				✓
Lunenburg				✓				✓				✓				✓
Madison	✓			✓	✓			✓	✓			✓	✓			✓
Mathews					✓		✓		✓	✓			✓	✓	✓	
Mecklenburg	✓	✓	✓		✓	✓				✓	✓			✓		
Middlesex	✓	✓	✓		✓	✓			✓	✓				✓	✓	
Montgomery		✓				✓				✓				✓		
Nelson		✓				✓	✓			✓	✓			✓	✓	
New Kent		✓				✓	✓			✓	✓		✓	✓	✓	
Northampton	✓					✓				✓				✓		
Northumberland		✓	✓			✓			✓	✓	✓			✓	✓	
Nottoway	✓			✓				✓				✓				✓
Orange	✓			✓				✓	✓			✓				✓
Page	✓	✓	✓		✓	✓	✓			✓	✓			✓	✓	
Patrick		✓				✓	✓			✓				✓	✓	
Pittsylvania		✓	✓			✓	✓			✓	✓			✓	✓	
Powhatan	✓			✓	✓			✓				✓				✓
Prince Edward				✓				✓				✓				✓
Prince George	✓			✓	✓			✓				✓	✓			✓

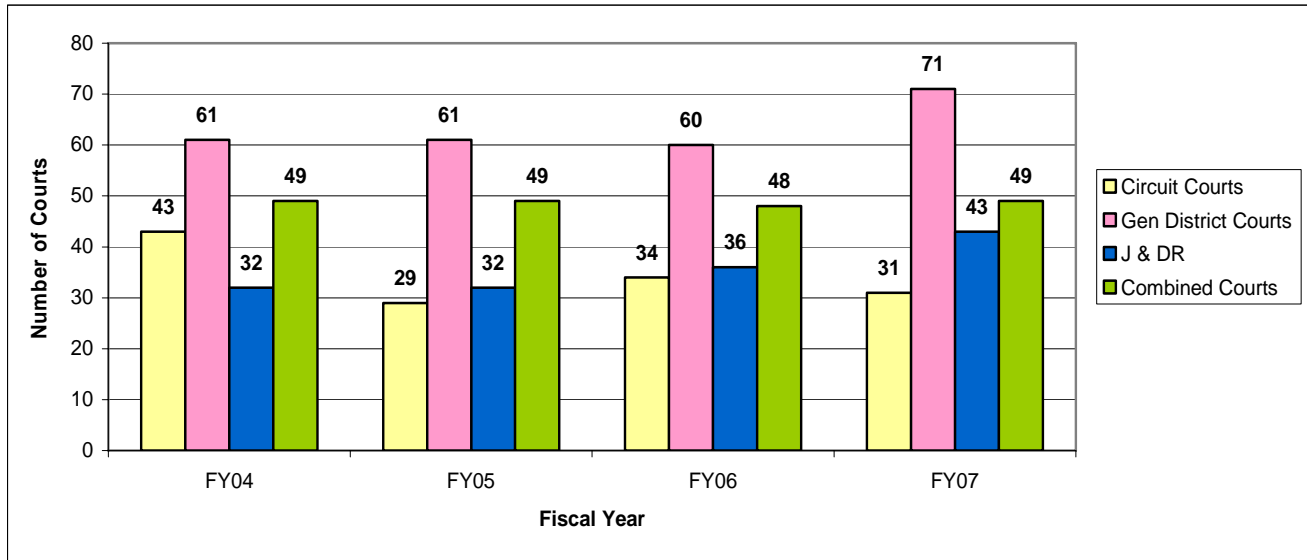
FY07 Fines and Fees Report

Courts with Higher than Statewide Average Collection Rate: Court Clerks, continued																
Locality	FY04				FY05				FY06				FY07			
	Circuit	District	J & DR	Com-bined	Circuit	District	J & DR	Com-bined	Circuit	District	J & DR	Com-bined	Circuit	District	J & DR	Com-bined
Prince William / Manassas / Manassas Park	✓	✓				✓				✓			✓	✓		
Pulaski		✓				✓				✓				✓		
Rappahannock	✓			✓	✓			✓	✓			✓	✓			✓
Richmond County	✓			✓				✓				✓				✓
Roanoke County	✓	✓	✓		✓	✓	✓			✓	✓		✓	✓	✓	
Rockbridge				✓				✓	✓			✓				✓
Rockingham / Harrisonburg	✓	✓	✓		✓	✓	✓			✓	✓			✓	✓	
Russell				✓				✓				✓				✓
Scott	✓			✓				✓				✓				✓
Shenandoah	✓			✓	✓	✓			✓			✓	✓			✓
Smyth		✓	✓			✓				✓	✓			✓		
Southampton				✓				✓				✓				✓
Spotsylvania		✓	✓			✓	✓			✓	✓			✓	✓	
Stafford		✓	✓			✓				✓	✓			✓	✓	
Surry				✓				✓				✓	✓			✓
Sussex	✓			✓	✓			✓	✓			✓	✓			✓
Tazewell		✓				✓	✓			✓	✓			✓		
Warren	✓	✓	✓		✓	✓	✓		✓	✓	✓		✓	✓	✓	
Washington		✓	✓			✓								✓	✓	
Westmoreland		✓				✓	✓				✓			✓	✓	
Wise	✓	✓														
Wythe	✓	✓			✓	✓			✓	✓	✓		✓	✓		
York	✓	✓	✓			✓	✓			✓	✓			✓	✓	
Alexandria	✓	✓				✓	✓			✓	✓			✓		
Bristol		✓												✓		
Buena Vista	✓			✓	✓			✓	✓			✓	✓			✓
Charlottesville		✓				✓				✓				✓	✓	
Chesapeake									✓	✓			✓	✓	✓	
Colonial Heights				✓				✓				✓	✓			✓
Danville													✓	✓		
Emporia				✓				✓				✓				✓
Fairfax City		✓				✓				✓				✓		
Falls Church				✓				✓				✓				✓
Franklin City				✓				✓				✓				✓

FY07 Fines and Fees Report

Courts with Higher than Statewide Average Collection Rate: Court Clerks, continued																
Locality	FY04				FY05				FY06				FY07			
	Circuit	District	J & DR	Com-bined	Circuit	District	J & DR	Com-bined	Circuit	District	J & DR	Com-bined	Circuit	District	J & DR	Com-bined
Fredericksburg		✓				✓	✓			✓				✓	✓	
Galax																
Hampton														✓		
Hopewell				✓				✓				✓				✓
Lynchburg		✓				✓				✓				✓		
Martinsville		✓				✓				✓				✓		
Newport News			✓			✓	✓							✓		
Norfolk															✓	
Petersburg					✓				✓	✓			✓	✓		
Portsmouth																
Radford				✓				✓				✓				✓
Richmond City		✓												✓		
Roanoke City		✓				✓				✓				✓		
Salem				✓				✓				✓				✓
Staunton		✓				✓				✓				✓		
Suffolk		✓	✓			✓			✓	✓	✓			✓	✓	
Virginia Beach		✓				✓				✓				✓		
Waynesboro		✓				✓				✓				✓		
Winchester		✓				✓				✓				✓		
TOTALS	43	61	32	49	29	61	32	49	34	60	36	48	31	71	43	49

The statewide average collection rate for all courts was 75.2 percent in FY04, 76.0 percent in FY05, 75.1 percent in FY06 and 73.9 percent in FY07. As the preceding table shows, the 12 Circuit Courts with a higher than statewide average collection rate for the past four consecutive fiscal years are Caroline, Greene, Greenville, King and Queen, Loudoun, Madison, Rappahannock, Shenandoah, Sussex, Warren, Wythe, and Buena Vista. Eight localities have all reporting courts with a higher than statewide average collection rate for the past four consecutive fiscal years. They are: Greene, Greenville, Loudoun, Madison, Rappahannock, Sussex, Warren, and Buena Vista. Ten additional localities have all reporting courts with a higher than statewide average collection rate for three out of the four fiscal years from FY04 to FY07. They are: Bland, Brunswick, Caroline, Clarke, Fauquier, Isle of Wight, King and Queen, King George, Prince George, and Roanoke County.

FY07 Fines and Fees Report**Courts with Higher than Statewide Average Collection Rate: Court Clerks**

The following averages are presented for Court Clerks for each of the courts. The four-year average number of Circuit Courts that exceeded the statewide average collection rate for at least one year is 34. The four-year average number of General District Courts that exceeded the statewide average collection rate for at least one year is 63. The four-year average number of Juvenile & Domestic Relations Courts that exceeded the statewide average collection rate for at least one year is 36. The four-year average number of Combined Courts that exceeded the statewide average collection rate for at least one year is 49.

FY07 Fines and Fees Report

Courts with Higher than Statewide Average Collection Rate: Collection Agents of Commonwealth's Attorneys																
Locality	FY04				FY05				FY06				FY07			
	Circuit	District	J & DR	Com-bined	Circuit	District	J & DR	Com-bined	Circuit	District	J & DR	Com-bined	Circuit	District	J & DR	Com-bined
Accomack						✓				✓				✓	✓	
Albemarle		✓	✓			✓	✓			✓	✓			✓	✓	
Alleghany				✓				✓				✓				✓
Amelia	✓			✓				✓	✓			✓				✓
Amherst		✓				✓				✓	✓			✓	✓	
Appomattox		✓	✓			✓	✓			✓	✓			✓	✓	
Arlington		✓	✓			✓	✓		✓	✓	✓		✓	✓	✓	
Augusta	✓	✓				✓				✓	✓			✓	✓	
Bath	✓				✓			✓				✓	✓			✓
Bedford		✓	✓			✓	✓			✓	✓			✓	✓	
Bland													✓			✓
Botetourt	✓				✓											
Brunswick	✓			✓				✓				✓				✓
Buchanan				✓				✓	✓			✓	✓			✓
Buckingham				✓	✓			✓	✓			✓				✓
Campbell		✓	✓			✓	✓			✓	✓			✓		
Caroline	✓	✓	✓		✓	✓	✓		✓	✓	✓		✓	✓	✓	
Carroll														✓	✓	
Charles City County	✓			✓				✓				✓	✓			✓
Charlotte		✓				✓	✓			✓				✓		
Chesterfield			✓				✓				✓				✓	
Clarke	✓	✓	✓		✓	✓				✓	✓			✓	✓	
Craig	✓			✓				✓				✓				✓
Culpeper				✓				✓				✓				✓
Cumberland				✓				✓				✓				✓
Dickenson	✓			✓				✓				✓	✓			✓
Dinwiddie				✓				✓				✓				✓
Essex																
Fairfax County		✓	✓		✓	✓	✓			✓	✓			✓	✓	
Fauquier	✓	✓			✓	✓			✓	✓	✓		✓	✓	✓	
Floyd									✓							
Fluvanna	✓			✓				✓	✓			✓	✓			✓
Franklin County	✓	✓	✓			✓				✓	✓			✓	✓	
Frederick		✓	✓			✓				✓	✓			✓	✓	
Giles				✓				✓				✓				✓
Gloucester		✓				✓				✓	✓		✓	✓		
Goochland								✓				✓	✓			✓

FY07 Fines and Fees Report

Courts with Higher than Statewide Average Collection Rate: Collection Agents of Commonwealth’s Attorneys, continued																
Locality	FY04				FY05				FY06				FY07			
	Circuit	District	J & DR	Com-bined	Circuit	District	J & DR	Com-bined	Circuit	District	J & DR	Com-bined	Circuit	District	J & DR	Com-bined
Grayson / Galax								✓								
Greene				✓	✓			✓				✓				✓
Greensville												✓				✓
Halifax		✓				✓				✓	✓			✓		
Hanover		✓	✓			✓	✓			✓	✓			✓	✓	
Henrico		✓												✓		
Henry		✓	✓		✓	✓	✓			✓	✓		✓	✓	✓	
Highland	✓			✓	✓			✓	✓			✓	✓			✓
Isle of Wight	✓	✓			✓	✓	✓			✓	✓		✓	✓	✓	
James City Co / Williamsburg		✓	✓			✓	✓		✓	✓	✓		✓	✓	✓	
King & Queen	✓	✓	✓			✓	✓		✓	✓			✓	✓	✓	
King George	✓			✓				✓	✓			✓				✓
King William	✓	✓	✓			✓	✓			✓	✓			✓	✓	
Lancaster	✓	✓			✓	✓			✓	✓	✓		✓	✓		
Lee																✓
Loudoun	✓	✓	✓			✓	✓		✓	✓	✓			✓	✓	
Louisa				✓				✓	✓			✓	✓			✓
Lunenburg	✓			✓	✓			✓	✓			✓	✓			✓
Madison				✓	✓			✓				✓				✓
Mathews		✓			✓	✓	✓			✓	✓			✓	✓	
Mecklenburg	✓	✓				✓				✓	✓			✓		
Middlesex	✓				✓		✓		✓	✓			✓	✓		
Montgomery		✓														
Nelson	✓	✓	✓			✓	✓		✓	✓	✓			✓	✓	
New Kent		✓	✓		✓	✓			✓		✓		✓	✓		
Northampton	✓	✓	✓			✓	✓		✓	✓				✓	✓	
Northumberland	✓	✓	✓			✓			✓	✓	✓			✓	✓	
Nottoway				✓				✓				✓				✓
Orange				✓	✓			✓			✓					✓
Page	✓	✓	✓			✓	✓			✓	✓			✓	✓	
Patrick	✓	✓				✓	✓		✓	✓				✓	✓	
Pittsylvania		✓				✓	✓			✓	✓			✓	✓	
Powhatan	✓			✓	✓							✓				✓
Prince Edward				✓				✓				✓				✓
Prince George				✓				✓				✓				✓

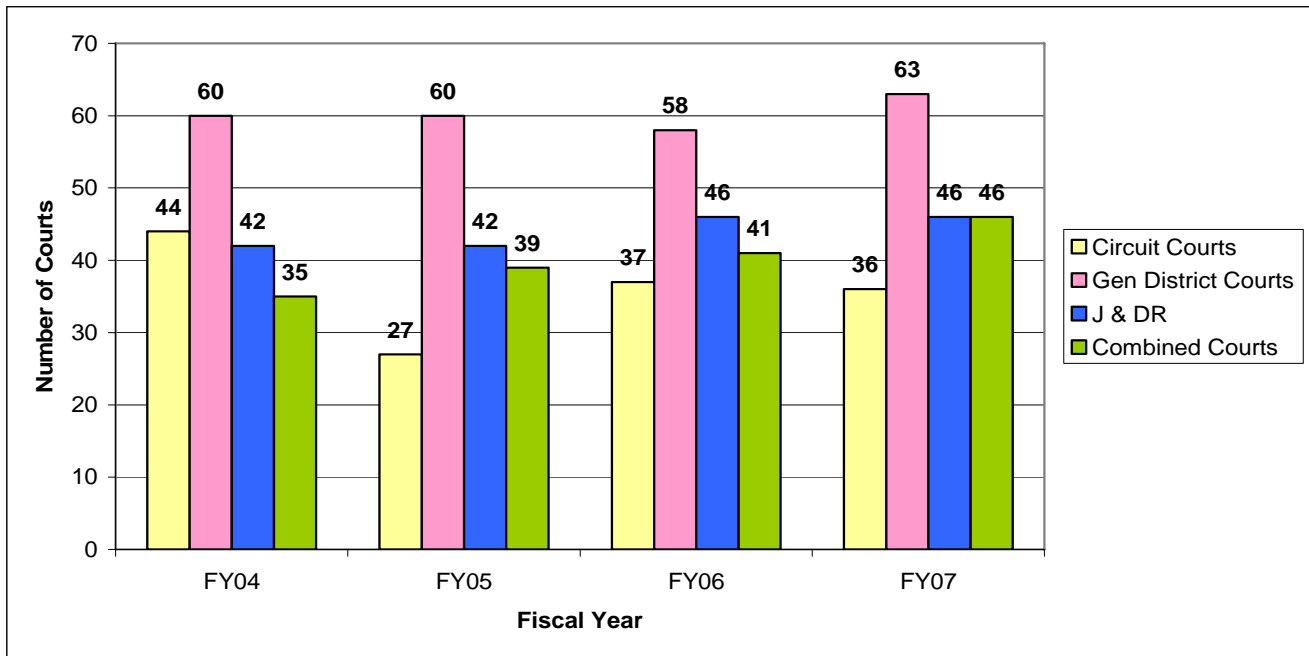
FY07 Fines and Fees Report

Courts with Higher than Statewide Average Collection Rate: Collection Agents of Commonwealth's Attorneys, continued																
Locality	FY04				FY05				FY06				FY07			
	Circuit	District	J & DR	Com- bined	Circuit	District	J & DR	Com- bined	Circuit	District	J & DR	Com- bined	Circuit	District	J & DR	Com- bined
Prince William / Manassas / Manassas Park																
Pulaski		✓	✓			✓	✓			✓	✓			✓		
Rappahannock	✓			✓				✓	✓			✓				✓
Richmond County	✓			✓				✓				✓				✓
Roanoke County	✓	✓	✓			✓	✓			✓	✓		✓	✓	✓	
Rockbridge				✓	✓			✓	✓			✓	✓			✓
Rockingham / Harrisonburg		✓	✓			✓	✓			✓	✓			✓	✓	
Russell				✓				✓				✓				✓
Scott	✓															
Shenandoah	✓	✓						✓				✓	✓			✓
Smyth	✓		✓		✓	✓	✓		✓	✓	✓			✓	✓	
Southampton				✓				✓				✓				✓
Spotsylvania		✓	✓			✓	✓		✓	✓	✓			✓	✓	
Stafford		✓	✓			✓	✓			✓	✓			✓	✓	
Surry	✓			✓				✓				✓				✓
Sussex									✓				✓			✓
Tazewell		✓				✓				✓	✓			✓	✓	
Warren		✓	✓		✓	✓			✓	✓	✓		✓	✓	✓	
Washington	✓	✓	✓		✓	✓			✓				✓		✓	
Westmoreland	✓	✓								✓			✓	✓	✓	
Wise	✓		✓										✓			
Wythe							✓				✓			✓		
York	✓	✓	✓			✓	✓									
Alexandria	✓				✓				✓				✓	✓		
Bristol		✓	✓			✓	✓			✓						
Buena Vista	✓			✓				✓	✓			✓				✓
Charlottesville		✓	✓			✓	✓			✓				✓		
Chesapeake		✓				✓				✓				✓	✓	
Colonial Heights				✓				✓				✓	✓			✓
Danville		✓			✓		✓		✓		✓		✓			
Emporia												✓				✓
Fairfax City						✓				✓				✓		
Falls Church								✓				✓				✓
Franklin City												✓				✓

FY07 Fines and Fees Report

Courts with Higher than Statewide Average Collection Rate: Collection Agents of Commonwealth's Attorneys, continued																
Locality	FY04				FY05				FY06				FY07			
	Circuit	District	J & DR	Com-bined	Circuit	District	J & DR	Com-bined	Circuit	District	J & DR	Com-bined	Circuit	District	J & DR	Com-bined
Fredericksburg		✓				✓	✓			✓	✓			✓	✓	
Galax								✓				✓				✓
Hampton																
Hopewell				✓												✓
Lynchburg		✓				✓			✓	✓				✓	✓	
Martinsville		✓	✓			✓	✓			✓	✓		✓	✓	✓	
Newport News	✓		✓		✓	✓	✓		✓	✓	✓		✓	✓	✓	
Norfolk						✓				✓				✓	✓	
Petersburg		✓	✓			✓			✓	✓			✓	✓		
Portsmouth		✓	✓			✓	✓		✓					✓		
Radford				✓				✓				✓				✓
Richmond City																
Roanoke City																
Salem	✓			✓				✓				✓	✓			✓
Staunton		✓	✓		✓	✓	✓			✓				✓	✓	
Suffolk		✓	✓			✓	✓		✓	✓	✓			✓		
Virginia Beach		✓				✓				✓				✓		
Waynesboro		✓	✓			✓	✓			✓	✓			✓	✓	
Winchester		✓	✓			✓	✓			✓				✓		
TOTALS	44	60	42	35	27	60	42	39	37	58	46	41	36	63	46	46

The statewide average collection rate for delinquent fines and fees for all courts was 52.6 percent in FY04, 59.5 percent in FY05, 59.6 percent in FY06 and 56.6 percent in FY07. As the preceding table shows, the nine Circuit Courts with a higher than statewide average collection rate for the past four consecutive fiscal years are Caroline, Fauquier, Highland, Lancaster, Lunenburg, Middlesex, Washington, Alexandria, and Newport News. Three localities have all reporting courts with a higher than statewide average collection rate for the past four consecutive fiscal years. They are: Caroline, Highland, and Lunenburg. Three additional localities have all reporting courts with a higher than statewide average collection rate for three out of the four fiscal years from FY04 to FY07. They are: Fluvanna, Rockbridge, and Newport News.

FY07 Fines and Fees Report**Number of Courts with Higher than Statewide Average Collection Rate: Collection Agents of Commonwealth's Attorneys**

The following averages are presented for collection agents of Commonwealth's Attorneys for each of the courts. The four-year average number of Circuit Courts that exceeded the statewide average collection rate for at least one year is 36. The four-year average number of General District Courts that exceeded the statewide average collection rate for at least one year is 60. The four-year average number Juvenile & Domestic Relations Courts that exceeded the statewide average collection rate for at least one year is 44. The four-year average number of Combined Courts that exceeded the statewide average collection rate for at least one year is 40.

PART A – FY07 FINES AND FEES ASSESSMENTS AND COLLECTIONS

Part A of this report details collection efforts of Court Clerks and Commonwealth's Attorneys. This section reports assessments, collections, and collection rates for each Court (Circuit, General District, Juvenile & Domestic Relations, and Combined General District / Juvenile & Domestic Relations Courts) by locality. The data include delinquent assessments sent to the Commonwealth's Attorneys, collections by the collection agent chosen by the Commonwealth's Attorneys, and collection rates.

The Supreme Court of Virginia compiles data for the Court Clerks (excluding the Fairfax County Circuit Court, which beginning in FY05 sends their information directly to the Compensation Board). The collection rate of Court Clerks is calculated by dividing the fines and fees collected by the assessed dollars reported.

The Compensation Board collects data from each Commonwealth's Attorney for delinquent accounts. The net assessments for Commonwealth's Attorneys are the total (gross) delinquent fines, fees, costs, penalties, and restitution assessed for the fiscal year, minus any accounts that were manually removed by Court Clerks, and minus any accounts that were reported paid through the Department of Taxation's Debt Set-Off Program. The collections for Debt Setoff in FY07 may contain amounts collected for prior year assessments. However, such amounts have not been previously reported. As a result of the potential adjustments, it is possible that the net assessments reported for a given year reflect a "negative" amount. In such cases, the collection rate is presented as "- -". Net collections for Commonwealth's Attorneys are the gross collections of fines, fees, costs, penalties, and restitution minus any fee for services by the collection agent. The collection rate of Commonwealth's Attorneys is calculated by dividing gross collections by the net assessments.

FY07 Fines and Fees Report

Part A - FY07 Fines and Fees Assessments and Collections

COURT FINES AND FEES - Court Clerks

DELINQUENT FINES AND FEES - Commonwealth's Attorneys

	COURT ASSESSMENTS	COURT COLLECTIONS	COLLECTION RATE	NET ASSESSMENTS	GROSS COLLECTIONS	NET COLLECTIONS	COLLECTION RATE	COLLECTION METHOD
001								
ACCOMACK								
CIRCUIT	\$587,606.64	\$328,541.06	55.9%	\$207,686.15	\$59,443.76	\$49,338.32	28.6%	Taxation
GEN DISTRICT	\$1,654,377.91	\$1,234,804.89	74.6%	\$217,635.42	\$221,240.76	\$183,629.83	101.7%	Taxation
J & DR	\$55,579.77	\$34,220.19	61.6%	\$17,375.89	\$14,129.23	\$11,727.26	81.3%	Taxation
COMBINED								
003								
ALBEMARLE								
CIRCUIT	\$635,976.07	\$298,482.30	46.9%	\$200,815.65	\$100,280.17	\$83,232.54	49.9%	Taxation
GEN DISTRICT	\$2,057,246.14	\$1,770,086.64	86.0%	\$225,167.98	\$197,086.00	\$163,581.38	87.5%	Taxation
J & DR	\$80,235.55	\$60,086.12	74.9%	\$15,708.55	\$14,001.58	\$11,621.31	89.1%	Taxation
COMBINED								

FY07 Fines and Fees Report

COURT FINES AND FEES - Court Clerks

DELINQUENT FINES AND FEES - Commonwealth's Attorneys

	COURT ASSESSMENTS	COURT COLLECTIONS	COLLECTION RATE	NET ASSESSMENTS	GROSS COLLECTIONS	NET COLLECTIONS	COLLECTION RATE	COLLECTION METHOD
--	----------------------	----------------------	--------------------	--------------------	----------------------	--------------------	--------------------	----------------------

005

ALLEGHANY

CIRCUIT	\$437,891.57	\$291,351.35	66.5%	\$134,528.21	\$71,366.52	\$59,234.21	53.0%	Taxation
GEN DISTRICT								
J & DR								
COMBINED	\$1,218,344.43	\$1,075,011.03	88.2%	\$109,205.05	\$148,683.17	\$123,407.03	136.2%	Taxation

007

AMELIA

CIRCUIT	\$310,104.49	\$216,433.15	69.8%	\$76,037.78	\$37,679.23	\$31,273.76	49.6%	Taxation
GEN DISTRICT								
J & DR								
COMBINED	\$705,006.61	\$616,081.28	87.4%	\$120,713.73	\$79,682.88	\$66,136.79	66.0%	Taxation

009

AMHERST

CIRCUIT	\$570,863.98	\$390,222.05	68.4%	\$152,788.58	\$54,167.58	\$44,959.09	35.5%	Taxation
GEN DISTRICT	\$1,385,796.71	\$1,256,881.69	90.7%	\$175,826.62	\$177,563.29	\$147,377.53	101.0%	Taxation
J & DR	\$85,689.98	\$71,289.85	83.2%	\$30,321.73	\$26,521.23	\$22,012.62	87.5%	Taxation
COMBINED								

FY07 Fines and Fees Report

COURTS FINES AND FEES - Court Clerks

DELINQUENT FINES AND FEES - Commonwealth's Attorneys

	COURT ASSESSMENTS	COURT COLLECTIONS	COLLECTION RATE	NET ASSESSMENTS	GROSS COLLECTIONS	NET COLLECTIONS	COLLECTION RATE	COLLECTION METHOD
011								
APPOMATTOX								
CIRCUIT	\$373,842.15	\$92,951.02	24.9%	\$106,974.82	\$15,808.70	\$13,121.22	14.8%	Taxation
GEN DISTRICT	\$428,683.98	\$398,012.20	92.8%	\$50,904.93	\$53,852.00	\$44,697.16	105.8%	Taxation
J & DR	\$30,530.67	\$23,101.54	75.7%	\$8,926.66	\$7,344.64	\$6,096.05	82.3%	Taxation
COMBINED								
013								
ARLINGTON								
CIRCUIT	\$2,316,886.52	\$1,135,228.62	49.0%	\$457,443.08	\$418,832.52	\$347,630.99	91.6%	Taxation
GEN DISTRICT	\$7,151,878.65	\$6,347,874.97	88.8%	\$239,334.57	\$857,538.17	\$711,756.68	358.3%	Taxation
J & DR	\$126,642.88	\$100,743.07	79.5%	\$16,764.80	\$16,358.58	\$13,577.62	97.6%	Taxation
COMBINED								
015								
AUGUSTA								
CIRCUIT	\$809,711.31	\$457,914.80	56.6%	(\$7,929.79)	\$67,969.88	\$56,415.00	- - -	Taxation
GEN DISTRICT	\$2,575,005.44	\$2,257,853.27	87.7%	\$393,096.87	\$257,264.88	\$213,529.85	65.4%	Taxation
J & DR	\$151,561.78	\$107,209.94	70.7%	\$54,908.02	\$33,573.82	\$27,866.27	61.1%	Taxation
COMBINED								

FY07 Fines and Fees Report

COURT FINES AND FEES - Court Clerks

DELINQUENT FINES AND FEES - Commonwealth's Attorneys

	COURT ASSESSMENTS	COURT COLLECTIONS	COLLECTION RATE	NET ASSESSMENTS	GROSS COLLECTIONS	NET COLLECTIONS	COLLECTION RATE	COLLECTION METHOD
--	----------------------	----------------------	--------------------	--------------------	----------------------	--------------------	--------------------	----------------------

017

BATH

CIRCUIT	\$33,497.34	\$28,996.86	86.6%	\$10,773.33	\$14,480.23	\$12,018.59	134.4%	Taxation
GEN DISTRICT								
J & DR								
COMBINED	\$156,595.61	\$155,055.72	99.0%	\$10,248.38	\$11,549.94	\$9,586.45	112.7%	Taxation

019

BEDFORD

CIRCUIT	\$786,902.84	\$530,856.39	67.5%	\$243,724.74	\$105,439.70	\$87,514.95	43.3%	Taxation
GEN DISTRICT	\$1,574,492.80	\$1,417,998.52	90.1%	\$242,095.07	\$189,978.52	\$157,682.17	78.5%	Taxation
J & DR	\$125,367.47	\$102,817.26	82.0%	\$39,750.80	\$34,265.94	\$28,440.73	86.2%	Taxation
COMBINED								

021

BLAND

CIRCUIT	\$332,151.41	\$328,084.18	98.8%	\$26,921.09	\$21,508.52	\$17,852.07	79.9%	Taxation
GEN DISTRICT								
J & DR								
COMBINED	\$1,164,640.44	\$1,043,462.59	89.6%	\$119,140.71	\$81,057.17	\$67,277.45	68.0%	Taxation

FY07 Fines and Fees Report

COURT FINES AND FEES - Court Clerks

DELINQUENT FINES AND FEES - Commonwealth's Attorneys

	COURT ASSESSMENTS	COURT COLLECTIONS	COLLECTION RATE	NET ASSESSMENTS	GROSS COLLECTIONS	NET COLLECTIONS	COLLECTION RATE	COLLECTION METHOD
--	----------------------	----------------------	--------------------	--------------------	----------------------	--------------------	--------------------	----------------------

023

BOTETOURT

CIRCUIT	\$485,240.96	\$353,680.81	72.9%	\$218,229.00	\$72,134.00	\$46,887.00	33.1%	In-House Program
GEN DISTRICT								
J & DR								
COMBINED	\$2,147,293.08	\$1,846,048.71	86.0%	\$429,663.00	\$175,066.00	\$113,793.00	40.7%	In-House Program

025

BRUNSWICK

CIRCUIT	\$768,812.91	\$549,615.98	71.5%	\$245,923.39	\$61,375.35	\$50,941.54	25.0%	Taxation
GEN DISTRICT								
J & DR								
COMBINED	\$2,264,997.49	\$1,881,881.33	83.1%	\$364,052.02	\$247,866.58	\$205,729.26	68.1%	Taxation

027

BUCHANAN

CIRCUIT	\$269,261.25	\$191,886.91	71.3%	\$205,323.80	\$130,417.94	\$108,246.89	63.5%	Taxation
GEN DISTRICT								
J & DR								
COMBINED	\$549,593.50	\$481,270.43	87.6%	\$117,822.95	\$144,205.11	\$119,690.24	122.4%	Taxation

FY07 Fines and Fees Report

COURT FINES AND FEES - Court Clerks

DELINQUENT FINES AND FEES - Commonwealth's Attorneys

	COURT ASSESSMENTS	COURT COLLECTIONS	COLLECTION RATE	NET ASSESSMENTS	GROSS COLLECTIONS	NET COLLECTIONS	COLLECTION RATE	COLLECTION METHOD
--	----------------------	----------------------	--------------------	--------------------	----------------------	--------------------	--------------------	----------------------

029

BUCKINGHAM

CIRCUIT	\$177,223.34	\$84,489.32	47.7%	\$54,775.67	\$16,853.23	\$13,988.18	30.8%	Taxation
GEN DISTRICT								
J & DR								
COMBINED	\$445,945.87	\$397,788.30	89.2%	\$93,238.38	\$63,026.23	\$52,311.77	67.6%	Taxation

031

CAMPBELL

CIRCUIT	\$762,735.23	\$360,285.18	47.2%	\$386,665.38	\$134,164.17	\$111,356.26	34.7%	Taxation
GEN DISTRICT	\$1,058,104.43	\$942,871.52	89.1%	\$65,112.16	\$134,712.11	\$111,811.05	206.9%	Taxation
J & DR	\$112,502.65	\$89,232.84	79.3%	\$41,712.49	\$23,393.52	\$19,416.62	56.1%	Taxation
COMBINED								

033

CAROLINE

CIRCUIT	\$779,591.16	\$674,077.50	86.5%	\$64,308.90	\$41,111.11	\$34,122.22	63.9%	Taxation
GEN DISTRICT	\$2,298,374.18	\$2,001,312.74	87.1%	\$243,610.51	\$250,140.52	\$207,616.63	102.7%	Taxation
J & DR	\$39,815.44	\$33,620.10	84.4%	\$5,624.77	\$12,300.00	\$10,209.00	218.7%	Taxation
COMBINED								

FY07 Fines and Fees Report

COURT FINES AND FEES - Court Clerks

DELINQUENT FINES AND FEES - Commonwealth's Attorneys

	COURT ASSESSMENTS	COURT COLLECTIONS	COLLECTION RATE	NET ASSESSMENTS	GROSS COLLECTIONS	NET COLLECTIONS	COLLECTION RATE	COLLECTION METHOD
--	----------------------	----------------------	--------------------	--------------------	----------------------	--------------------	--------------------	----------------------

035

CARROLL

CIRCUIT	\$498,556.96	\$250,145.98	51.0%	\$196,722.33	\$67,081.47	\$55,677.62	34.1%	Taxation
GEN DISTRICT	\$1,379,749.83	\$1,219,879.84	88.6%	\$277,248.73	\$190,477.29	\$158,096.15	68.7%	Taxation
J & DR	\$62,816.02	\$49,121.52	78.2%	\$15,018.63	\$13,516.29	\$11,218.52	90.0%	Taxation
COMBINED								

036

CHARLES CITY COUNTY

CIRCUIT	\$55,655.62	\$49,494.11	88.9%	\$20,437.75	\$23,935.23	\$19,866.24	117.1%	Taxation
GEN DISTRICT								
J & DR								
COMBINED	\$269,247.16	\$253,617.98	94.2%	\$23,566.45	\$31,344.76	\$26,016.15	133.0%	Taxation

037

CHARLOTTE

CIRCUIT	\$282,089.50	\$223,939.84	79.4%	\$256,808.50	\$28,952.05	\$24,030.20	11.3%	Taxation
GEN DISTRICT	\$759,080.22	\$683,562.08	90.1%	\$95,273.63	\$72,744.64	\$60,378.05	76.4%	Taxation
J & DR	\$20,133.97	\$15,712.60	78.0%	\$7,148.04	\$2,880.64	\$2,390.93	40.3%	Taxation
COMBINED								

FY07 Fines and Fees Report

COURT FINES AND FEES - Court Clerks

DELINQUENT FINES AND FEES - Commonwealth's Attorneys

	COURT ASSESSMENTS	COURT COLLECTIONS	COLLECTION RATE	NET ASSESSMENTS	GROSS COLLECTIONS	NET COLLECTIONS	COLLECTION RATE	COLLECTION METHOD
--	----------------------	----------------------	--------------------	--------------------	----------------------	--------------------	--------------------	----------------------

041

CHESTERFIELD

CIRCUIT	\$4,388,236.37	\$3,032,911.39	69.1%	\$1,701,909.40	\$850,391.70	\$705,825.11	50.0%	Taxation
GEN DISTRICT	\$7,324,393.85	\$5,386,851.72	88.2%	\$2,013,188.19	\$1,036,597.56	\$725,642.67	51.5%	Huff, Poole & Mahoney
J & DR	\$454,792.70	\$386,497.39	85.0%	\$168,088.92	\$140,759.17	\$116,830.11	83.7%	Taxation
COMBINED								

043

CLARKE

CIRCUIT	\$531,584.29	\$447,919.86	84.3%	\$44,624.57	\$10,907.58	\$9,053.29	24.4%	Taxation
GEN DISTRICT	\$909,730.75	\$835,355.03	91.8%	\$81,159.95	\$56,849.05	\$47,184.71	70.0%	Taxation
J & DR	\$24,558.40	\$23,212.89	94.5%	\$461.86	\$1,902.41	\$1,579.00	411.9%	Taxation
COMBINED								

045

CRAIG

CIRCUIT	\$30,757.11	\$20,993.12	68.3%	\$15,529.11	\$7,326.52	\$6,081.01	47.2%	Taxation
GEN DISTRICT								
J & DR								
COMBINED	\$101,252.40	\$87,480.04	86.4%	\$9,816.80	\$12,080.76	\$10,027.03	123.1%	Taxation

FY07 Fines and Fees Report

COURT FINES AND FEES - Court Clerks

DELINQUENT FINES AND FEES - Commonwealth's Attorneys

	COURT ASSESSMENTS	COURT COLLECTIONS	COLLECTION RATE	NET ASSESSMENTS	GROSS COLLECTIONS	NET COLLECTIONS	COLLECTION RATE	COLLECTION METHOD
--	----------------------	----------------------	--------------------	--------------------	----------------------	--------------------	--------------------	----------------------

047

CULPEPER

CIRCUIT	\$686,924.61	\$444,175.90	64.7%	\$144,190.93	\$44,381.41	\$36,836.57	30.8%	Taxation
GEN DISTRICT								
J & DR								
COMBINED	\$2,054,563.42	\$1,804,788.64	87.8%	\$250,164.42	\$228,287.58	\$189,478.69	91.3%	Taxation

049

CUMBERLAND

CIRCUIT	\$164,598.26	\$77,803.17	47.3%	\$97,341.94	\$8,928.76	\$7,410.87	9.2%	Taxation
GEN DISTRICT								
J & DR								
COMBINED	\$449,228.63	\$392,932.74	87.5%	\$71,004.43	\$47,690.00	\$39,582.70	67.2%	Taxation

051

DICKENSON

CIRCUIT	\$147,958.76	\$114,710.03	77.5%	\$82,955.20	\$53,166.05	\$44,127.82	64.1%	Taxation
GEN DISTRICT								
J & DR								
COMBINED	\$413,346.79	\$380,542.18	92.1%	\$82,529.24	\$70,933.11	\$58,874.48	85.9%	Taxation

FY07 Fines and Fees Report

COURT FINES AND FEES - Court Clerks

DELINQUENT FINES AND FEES - Commonwealth's Attorneys

	COURT ASSESSMENTS	COURT COLLECTIONS	COLLECTION RATE	NET ASSESSMENTS	GROSS COLLECTIONS	NET COLLECTIONS	COLLECTION RATE	COLLECTION METHOD
--	----------------------	----------------------	--------------------	--------------------	----------------------	--------------------	--------------------	----------------------

053

DINWIDDIE

CIRCUIT	\$873,217.43	\$623,862.16	71.4%	\$254,201.04	\$83,924.00	\$69,656.92	33.0%	Taxation
GEN DISTRICT								
J & DR								
COMBINED	\$2,285,458.69	\$1,844,230.40	80.7%	\$409,935.18	\$310,904.11	\$258,050.41	75.8%	Taxation

057

ESSEX

CIRCUIT	\$219,188.07	\$141,555.95	73.5%	\$33,979.11	\$19,064.28	\$13,345.01	56.1%	Huff, Poole, & Mahoney
GEN DISTRICT								
J & DR								
COMBINED	\$1,298,440.25	\$1,049,231.23	88.3%	\$217,659.40	\$96,653.23	\$67,657.07	44.4%	Huff, Poole, & Mahoney

059

FAIRFAX COUNTY

CIRCUIT	\$17,394,848.82	\$12,650,899.38	72.7%	\$2,125,231.26	\$616,485.53	\$511,682.99	29.0%	Taxation
GEN DISTRICT	\$37,049,975.49	\$32,528,319.50	87.8%	\$3,051,030.59	\$3,391,420.05	\$2,814,878.64	111.2%	Taxation
J & DR	\$744,487.02	\$650,497.84	87.4%	\$135,677.88	\$113,202.29	\$93,957.90	83.4%	Taxation
COMBINED								

FY07 Fines and Fees Report

COURT FINES AND FEES - Court Clerks

DELINQUENT FINES AND FEES - Commonwealth's Attorneys

	COURT ASSESSMENTS	COURT COLLECTIONS	COLLECTION RATE	NET ASSESSMENTS	GROSS COLLECTIONS	NET COLLECTIONS	COLLECTION RATE	COLLECTION METHOD
--	----------------------	----------------------	--------------------	--------------------	----------------------	--------------------	--------------------	----------------------

061

FAUQUIER

CIRCUIT	\$1,184,698.77	\$963,338.34	81.3%	\$158,611.80	\$93,767.29	\$77,826.85	59.1%	Taxation
GEN DISTRICT	\$3,383,651.06	\$3,015,324.72	89.1%	\$402,983.66	\$270,848.23	\$224,804.03	67.2%	Taxation
J & DR	\$117,927.48	\$99,380.53	84.3%	\$21,524.16	\$21,180.52	\$17,579.83	98.4%	Taxation
COMBINED								

063

FLOYD

CIRCUIT	\$189,232.46	\$67,371.64	35.6%	\$153,748.62	\$29,795.84	\$19,656.57	19.4%	In-House Program
GEN DISTRICT								
J & DR								
COMBINED	\$190,157.06	\$164,871.95	86.7%	\$54,325.43	\$23,083.48	\$15,510.61	42.5%	In-House Program

065

FLUVANNA

CIRCUIT	\$166,964.11	\$80,362.33	48.1%	\$31,005.59	\$20,189.94	\$16,757.65	65.1%	Taxation
GEN DISTRICT								
J & DR								
COMBINED	\$523,327.78	\$478,226.91	91.4%	\$74,120.32	\$66,061.52	\$54,831.06	89.1%	Taxation

FY07 Fines and Fees Report

COURT FINES AND FEES - Court Clerks

DELINQUENT FINES AND FEES - Commonwealth's Attorneys

	COURT ASSESSMENTS	COURT COLLECTIONS	COLLECTION RATE	NET ASSESSMENTS	GROSS COLLECTIONS	NET COLLECTIONS	COLLECTION RATE	COLLECTION METHOD
--	----------------------	----------------------	--------------------	--------------------	----------------------	--------------------	--------------------	----------------------

067

FRANKLIN COUNTY

CIRCUIT	\$686,951.94	\$404,746.97	58.9%	\$285,956.66	\$140,206.52	\$116,371.41	49.0%	Taxation
GEN DISTRICT	\$1,109,279.76	\$969,384.12	87.4%	\$192,858.88	\$171,066.70	\$141,985.36	88.7%	Taxation
J & DR	\$65,167.36	\$52,546.19	80.6%	\$22,202.01	\$16,764.82	\$13,914.80	75.5%	Taxation
COMBINED								

069

FREDERICK

CIRCUIT	\$1,019,005.81	\$664,244.82	65.2%	\$486,860.26	\$186,061.05	\$154,430.67	38.2%	Taxation
GEN DISTRICT	\$2,194,844.05	\$1,878,365.38	85.6%	\$139,564.15	\$261,785.11	\$217,281.64	187.6%	Taxation
J & DR	\$118,828.90	\$96,457.79	81.2%	\$26,019.24	\$21,625.35	\$17,949.04	83.1%	Taxation
COMBINED								

071

GILES

CIRCUIT	\$432,224.67	\$226,017.56	52.3%	\$174,486.39	\$68,143.76	\$56,559.32	39.1%	Taxation
GEN DISTRICT								
J & DR								
COMBINED	\$873,041.05	\$741,286.22	84.9%	\$98,925.40	\$90,515.82	\$75,128.13	91.5%	Taxation

FY07 Fines and Fees Report

COURT FINES AND FEES - Court Clerks

DELINQUENT FINES AND FEES - Commonwealth's Attorneys

	COURT ASSESSMENTS	COURT COLLECTIONS	COLLECTION RATE	NET ASSESSMENTS	GROSS COLLECTIONS	NET COLLECTIONS	COLLECTION RATE	COLLECTION METHOD
--	----------------------	----------------------	--------------------	--------------------	----------------------	--------------------	--------------------	----------------------

073

GLOUCESTER

CIRCUIT	\$366,379.42	\$188,826.73	63.6%	\$156,175.73	\$113,225.74	\$75,648.04	72.5%	David S. Hudson
GEN DISTRICT	\$976,753.14	\$846,717.12	94.6%	\$185,675.33	\$162,020.83	\$112,531.55	87.3%	David S. Hudson
J & DR	\$76,387.52	\$41,468.91	68.9%	\$32,674.85	\$18,194.40	\$12,008.75	55.7%	David S. Hudson
COMBINED								

075

GOOCHLAND

CIRCUIT	\$340,206.72	\$127,082.12	37.4%	\$14,328.03	\$32,726.76	\$27,163.21	228.4%	Taxation
GEN DISTRICT								
J & DR								
COMBINED	\$839,612.64	\$765,018.93	91.1%	\$38,994.93	\$87,459.64	\$72,591.50	224.3%	Taxation

077

GRAYSON

CIRCUIT	\$382,305.95	\$210,391.29	55.0%	\$82,346.15	\$26,872.70	\$22,304.34	32.6%	Taxation
GEN DISTRICT								
J & DR								
COMBINED	\$342,311.02	\$257,413.79	75.2%	\$101,901.48	\$48,049.00	\$39,880.67	47.2%	Taxation

FY07 Fines and Fees Report

COURT FINES AND FEES - Court Clerks

DELINQUENT FINES AND FEES - Commonwealth's Attorneys

	COURT ASSESSMENTS	COURT COLLECTIONS	COLLECTION RATE	NET ASSESSMENTS	GROSS COLLECTIONS	NET COLLECTIONS	COLLECTION RATE	COLLECTION METHOD
--	----------------------	----------------------	--------------------	--------------------	----------------------	--------------------	--------------------	----------------------

079

GREENE

CIRCUIT	\$315,465.59	\$238,383.13	75.6%	\$53,427.81	\$16,084.29	\$13,349.96	30.1%	Taxation
GEN DISTRICT								
J & DR								
COMBINED	\$648,683.10	\$596,253.93	91.9%	\$50,179.25	\$60,431.29	\$50,157.97	120.4%	Taxation

081

GREENSVILLE

CIRCUIT	\$2,734,006.40	\$2,431,459.84	88.9%	\$232,704.27	\$68,422.47	\$56,790.65	29.4%	Taxation
GEN DISTRICT								
J & DR								
COMBINED	\$4,234,488.52	\$3,656,434.81	86.3%	\$430,465.25	\$278,100.64	\$230,823.53	64.6%	Taxation

083

HALIFAX

CIRCUIT	\$517,608.54	\$298,712.36	57.7%	\$329,710.97	\$107,282.35	\$89,044.35	32.5%	Taxation
GEN DISTRICT	\$990,372.09	\$871,538.66	88.0%	\$740.89	\$139,531.64	\$115,811.26	18833.0%	Taxation
J & DR	\$43,205.10	\$30,808.83	71.3%	\$15,897.39	\$8,219.88	\$6,822.50	51.7%	Taxation
COMBINED								

FY07 Fines and Fees Report

COURT FINES AND FEES - Court Clerks

DELINQUENT FINES AND FEES - Commonwealth's Attorneys

	COURT ASSESSMENTS	COURT COLLECTIONS	COLLECTION RATE	NET ASSESSMENTS	GROSS COLLECTIONS	NET COLLECTIONS	COLLECTION RATE	COLLECTION METHOD
--	----------------------	----------------------	--------------------	--------------------	----------------------	--------------------	--------------------	----------------------

085

HANOVER

CIRCUIT	\$2,038,995.10	\$1,281,433.38	62.8%	\$729,115.25	\$265,900.17	\$220,697.14	36.5%	Taxation
GEN DISTRICT	\$3,895,506.54	\$3,436,395.92	88.2%	\$508,451.07	\$570,755.64	\$473,727.18	112.3%	Taxation
J & DR	\$165,286.65	\$132,567.11	80.2%	\$26,141.71	\$16,511.11	\$13,704.22	63.2%	Taxation
COMBINED								

087

HENRICO

CIRCUIT	\$6,902,011.93	\$4,651,532.37	67.5%	\$2,063,741.87	\$753,573.17	\$625,465.73	36.5%	Taxation
GEN DISTRICT	\$9,918,918.20	\$7,321,554.43	89.8%	\$2,739,044.28	\$1,588,049.22	\$1,230,738.15	58.0%	Cantor & Cantor
J & DR	\$626,208.89	\$274,709.25	56.9%	\$302,006.05	\$81,589.07	\$63,231.53	27.0%	Cantor & Cantor
COMBINED								

089

HENRY

CIRCUIT	\$752,592.39	\$499,425.69	66.4%	\$308,333.66	\$185,920.11	\$154,313.69	60.3%	Taxation
GEN DISTRICT	\$1,490,035.07	\$1,193,009.65	80.1%	\$180,969.81	\$193,620.35	\$160,704.89	107.0%	Taxation
J & DR	\$119,274.13	\$72,339.23	60.6%	\$47,217.82	\$26,942.52	\$22,362.29	57.1%	Taxation
COMBINED								

FY07 Fines and Fees Report

COURT FINES AND FEES - Court Clerks

DELINQUENT FINES AND FEES - Commonwealth's Attorneys

	COURT ASSESSMENTS	COURT COLLECTIONS	COLLECTION RATE	NET ASSESSMENTS	GROSS COLLECTIONS	NET COLLECTIONS	COLLECTION RATE	COLLECTION METHOD
091								
HIGHLAND								
CIRCUIT	\$11,257.18	\$6,527.51	58.0%	\$1,330.47	\$1,751.88	\$1,454.06	131.7%	Taxation
GEN DISTRICT								
J & DR								
COMBINED	\$79,950.72	\$77,516.29	97.0%	\$2,520.77	\$6,972.52	\$5,787.19	276.6%	Taxation
093								
ISLE OF WIGHT								
CIRCUIT	\$452,299.00	\$337,070.11	74.5%	\$144,590.29	\$82,663.00	\$68,610.29	57.2%	Taxation
GEN DISTRICT	\$1,152,914.34	\$1,042,281.28	90.4%	\$206,718.83	\$174,565.47	\$144,889.34	84.4%	Taxation
J & DR	\$45,826.89	\$39,338.00	85.8%	\$8,026.88	\$10,133.58	\$8,410.87	126.2%	Taxation
COMBINED								
095								
JAMES CITY CO / WILLIAMSBURG								
CIRCUIT	\$1,267,490.63	\$935,218.45	73.8%	\$361,906.50	\$208,689.64	\$173,212.40	57.7%	Taxation
GEN DISTRICT	\$2,099,412.71	\$1,909,993.00	91.0%	\$306,076.35	\$248,802.64	\$206,506.19	81.3%	Taxation
J & DR	\$124,909.04	\$97,058.41	77.7%	\$48,178.60	\$29,329.47	\$24,343.46	60.9%	Taxation
COMBINED								

FY07 Fines and Fees Report

COURT FINES AND FEES - Court Clerks

DELINQUENT FINES AND FEES - Commonwealth's Attorneys

	COURT ASSESSMENTS	COURT COLLECTIONS	COLLECTION RATE	NET ASSESSMENTS	GROSS COLLECTIONS	NET COLLECTIONS	COLLECTION RATE	COLLECTION METHOD
--	----------------------	----------------------	--------------------	--------------------	----------------------	--------------------	--------------------	----------------------

097

KING & QUEEN

CIRCUIT	\$258,435.42	\$216,692.67	83.8%	\$28,788.22	\$18,748.94	\$15,561.62	65.1%	Taxation
GEN DISTRICT	\$456,378.96	\$419,436.39	91.9%	\$43,786.98	\$45,538.29	\$37,796.78	104.0%	Taxation
J & DR	\$14,249.14	\$10,823.63	76.0%	\$3,405.72	\$3,305.29	\$2,743.39	97.1%	Taxation
COMBINED								

099

KING GEORGE

CIRCUIT	\$570,543.40	\$431,069.12	75.6%	\$84,529.23	\$46,105.00	\$37,927.15	54.5%	Taxation
GEN DISTRICT								
J & DR								
COMBINED	\$1,116,424.74	\$1,013,944.19	90.8%	\$167,695.64	\$119,226.23	\$98,957.77	71.1%	Taxation

101

KING WILLIAM

CIRCUIT	\$286,883.25	\$200,761.98	70.0%	\$38,728.16	\$18,577.76	\$15,419.54	48.0%	Taxation
GEN DISTRICT	\$541,083.50	\$497,811.67	92.0%	\$47,118.84	\$47,647.76	\$39,547.64	101.1%	Taxation
J & DR	\$19,507.89	\$16,144.31	82.8%	\$5,520.47	\$5,944.82	\$4,934.20	107.7%	Taxation
COMBINED								

FY07 Fines and Fees Report

COURT FINES AND FEES - Court Clerks

DELINQUENT FINES AND FEES - Commonwealth's Attorneys

	COURT ASSESSMENTS	COURT COLLECTIONS	COLLECTION RATE	NET ASSESSMENTS	GROSS COLLECTIONS	NET COLLECTIONS	COLLECTION RATE	COLLECTION METHOD
--	----------------------	----------------------	--------------------	--------------------	----------------------	--------------------	--------------------	----------------------

103

LANCASTER

CIRCUIT	\$191,247.41	\$125,973.97	65.9%	\$71,632.24	\$56,989.76	\$47,301.50	79.6%	Taxation
GEN DISTRICT	\$323,573.94	\$282,937.08	87.4%	\$29,815.87	\$38,164.11	\$31,676.21	128.0%	Taxation
J & DR	\$15,391.48	\$11,454.52	74.4%	(\$175.63)	\$3,182.23	\$2,641.25	0.0%	Taxation
COMBINED								

105

LEE

CIRCUIT	\$716,466.65	\$250,937.68	35.0%	\$701,763.83	\$114,079.94	\$94,686.35	16.3%	Taxation
GEN DISTRICT								
J & DR								
COMBINED	\$617,818.27	\$443,551.59	71.8%	\$99,327.35	\$74,500.29	\$61,835.24	75.0%	Taxation

107

LOUDOUN

CIRCUIT	\$2,924,669.62	\$2,675,376.08	91.5%	\$433,596.58	\$86,151.47	\$71,505.72	19.9%	Taxation
GEN DISTRICT	\$7,587,671.05	\$6,864,416.75	90.5%	\$945,900.19	\$597,768.52	\$496,147.87	63.2%	Taxation
J & DR	\$202,069.82	\$165,212.36	81.8%	\$44,748.41	\$28,681.52	\$23,805.66	64.1%	Taxation
COMBINED								

FY07 Fines and Fees Report

COURT FINES AND FEES - Court Clerks

DELINQUENT FINES AND FEES - Commonwealth's Attorneys

	COURT ASSESSMENTS	COURT COLLECTIONS	COLLECTION RATE	NET ASSESSMENTS	GROSS COLLECTIONS	NET COLLECTIONS	COLLECTION RATE	COLLECTION METHOD
--	----------------------	----------------------	--------------------	--------------------	----------------------	--------------------	--------------------	----------------------

109

LOUISA

CIRCUIT	\$449,072.63	\$279,830.58	62.3%	\$66,245.61	\$47,599.47	\$39,507.56	71.9%	Taxation
GEN DISTRICT								
J & DR								
COMBINED	\$1,043,627.58	\$905,515.00	86.8%	\$116,865.24	\$150,086.00	\$124,571.38	128.4%	Taxation

111

LUNENBURG

CIRCUIT	\$133,710.70	\$82,988.28	62.1%	\$74,568.41	\$46,908.64	\$38,934.17	62.9%	Taxation
GEN DISTRICT								
J & DR								
COMBINED	\$298,779.42	\$253,051.61	84.7%	\$71,225.20	\$49,498.94	\$41,084.12	69.5%	Taxation

113

MADISON

CIRCUIT	\$260,533.67	\$222,538.00	85.4%	\$25,268.22	\$10,432.35	\$8,658.85	41.3%	Taxation
GEN DISTRICT								
J & DR								
COMBINED	\$836,341.87	\$794,868.52	95.0%	\$55,751.71	\$102,390.00	\$84,983.70	183.7%	Taxation

FY07 Fines and Fees Report

COURT FINES AND FEES - Court Clerks

DELINQUENT FINES AND FEES - Commonwealth's Attorneys

	COURT ASSESSMENTS	COURT COLLECTIONS	COLLECTION RATE	NET ASSESSMENTS	GROSS COLLECTIONS	NET COLLECTIONS	COLLECTION RATE	COLLECTION METHOD
--	----------------------	----------------------	--------------------	--------------------	----------------------	--------------------	--------------------	----------------------

115

MATHEWS

CIRCUIT	\$80,499.75	\$60,670.65	75.4%	\$36,968.51	\$19,656.82	\$16,315.16	53.2%	Taxation
GEN DISTRICT	\$102,318.28	\$74,681.83	87.1%	\$27,080.87	\$20,462.06	\$13,325.60	75.6%	David S. Hudson
J & DR	\$12,333.73	\$11,168.73	90.6%	\$6,027.95	\$6,032.94	\$5,007.34	100.1%	Taxation
COMBINED								

117

MECKLENBURG

CIRCUIT	\$1,084,682.54	\$782,558.48	72.1%	\$320,387.38	\$114,413.76	\$94,963.42	35.7%	Taxation
GEN DISTRICT	\$3,094,562.67	\$2,713,965.03	87.7%	\$264,163.37	\$304,728.41	\$252,924.58	115.4%	Taxation
J & DR	\$69,705.76	\$47,416.44	68.0%	\$20,918.83	\$10,638.47	\$8,829.93	50.9%	Taxation
COMBINED								

119

MIDDLESEX

CIRCUIT	\$151,626.11	\$101,067.66	66.7%	\$64,515.83	\$36,549.17	\$30,335.81	56.7%	Taxation
GEN DISTRICT	\$360,760.08	\$299,195.61	94.2%	\$59,884.49	\$48,321.41	\$31,555.43	80.7%	David S. Hudson
J & DR	\$20,236.16	\$14,946.99	73.9%	\$8,914.40	\$4,996.58	\$4,147.16	56.1%	Taxation
COMBINED								

FY07 Fines and Fees Report

COURT FINES AND FEES - Court Clerks

DELINQUENT FINES AND FEES - Commonwealth's Attorneys

	COURT ASSESSMENTS	COURT COLLECTIONS	COLLECTION RATE	NET ASSESSMENTS	GROSS COLLECTIONS	NET COLLECTIONS	COLLECTION RATE	COLLECTION METHOD
--	----------------------	----------------------	--------------------	--------------------	----------------------	--------------------	--------------------	----------------------

121

MONTGOMERY

CIRCUIT	\$1,244,813.69	\$720,564.48	57.9%	\$684,647.00	\$215,395.00	\$140,003.00	31.5%	In-House Program
GEN DISTRICT	\$3,670,532.60	\$3,144,522.99	85.7%	\$676,704.00	\$306,867.00	\$199,551.00	45.3%	In-House Program
J & DR	\$210,429.28	\$122,657.18	58.3%	\$100,724.00	\$22,936.00	\$14,908.00	22.8%	In-House Program
COMBINED								

125

NELSON

CIRCUIT	\$109,423.13	\$50,021.89	45.7%	\$47,643.49	\$19,924.41	\$16,537.26	41.8%	Taxation
GEN DISTRICT	\$421,234.13	\$402,592.10	95.6%	\$43,882.28	\$58,756.35	\$48,767.77	133.9%	Taxation
J & DR	\$25,396.77	\$20,321.83	80.0%	\$12,320.91	\$7,177.11	\$5,957.00	58.3%	Taxation
COMBINED								

127

NEW KENT

CIRCUIT	\$165,691.20	\$119,284.26	81.4%	\$47,456.15	\$44,620.45	\$29,837.83	94.0%	David S. Hudson
GEN DISTRICT	\$1,497,486.97	\$1,180,753.01	93.6%	\$341,552.68	\$243,960.04	\$165,820.47	71.4%	David S. Hudson
J & DR	\$45,519.88	\$36,067.54	83.5%	\$14,367.12	\$6,717.85	\$4,498.89	46.8%	David S. Hudson
COMBINED								

FY07 Fines and Fees Report

COURT FINES AND FEES - Court Clerks

DELINQUENT FINES AND FEES - Commonwealth's Attorneys

	COURT ASSESSMENTS	COURT COLLECTIONS	COLLECTION RATE	NET ASSESSMENTS	GROSS COLLECTIONS	NET COLLECTIONS	COLLECTION RATE	COLLECTION METHOD
--	----------------------	----------------------	--------------------	--------------------	----------------------	--------------------	--------------------	----------------------

131

NORTHAMPTON

CIRCUIT	\$579,862.22	\$376,691.35	65.0%	\$161,461.66	\$65,435.88	\$54,311.78	40.5%	Taxation
GEN DISTRICT	\$2,128,001.14	\$1,753,867.82	82.4%	\$278,237.39	\$227,888.47	\$189,147.43	81.9%	Taxation
J & DR	\$37,229.08	\$16,524.20	44.4%	\$6,096.01	\$6,600.41	\$5,478.34	108.3%	Taxation
COMBINED								

133

NORTHUMBERLAND

CIRCUIT	\$120,603.36	\$84,848.58	70.4%	\$75,195.21	\$24,136.64	\$20,033.41	32.1%	Taxation
GEN DISTRICT	\$248,033.88	\$213,080.45	85.9%	\$38,031.57	\$30,223.00	\$25,085.09	79.5%	Taxation
J & DR	\$10,320.48	\$9,196.23	89.1%	\$162.28	\$2,723.76	\$2,260.72	1678.4%	Taxation
COMBINED								

135

NOTTOWAY

CIRCUIT	\$344,675.09	\$136,897.39	39.7%	\$167,060.95	\$53,654.00	\$44,532.82	32.1%	Taxation
GEN DISTRICT								
J & DR								
COMBINED	\$620,477.19	\$497,974.75	80.3%	\$144,826.61	\$119,675.00	\$99,330.25	82.6%	Taxation

FY07 Fines and Fees Report

COURT FINES AND FEES - Court Clerks

DELINQUENT FINES AND FEES - Commonwealth's Attorneys

	COURT ASSESSMENTS	COURT COLLECTIONS	COLLECTION RATE	NET ASSESSMENTS	GROSS COLLECTIONS	NET COLLECTIONS	COLLECTION RATE	COLLECTION METHOD
--	----------------------	----------------------	--------------------	--------------------	----------------------	--------------------	--------------------	----------------------

137

ORANGE

CIRCUIT	\$405,515.38	\$353,007.20	87.1%	\$83,631.89	\$42,534.35	\$35,303.51	50.9%	Taxation
GEN DISTRICT								
J & DR								
COMBINED	\$1,112,576.94	\$919,406.55	82.6%	\$196,471.92	\$114,782.58	\$95,269.54	58.4%	Taxation

139

PAGE

CIRCUIT	\$399,727.65	\$233,597.98	58.4%	\$134,081.07	\$52,695.82	\$43,737.53	39.3%	Taxation
GEN DISTRICT	\$665,296.51	\$561,705.72	84.4%	\$98,392.97	\$69,722.00	\$57,869.26	70.9%	Taxation
J & DR	\$72,064.82	\$55,167.13	76.6%	\$8,568.82	\$14,883.70	\$12,353.47	173.7%	Taxation
COMBINED								

141

PATRICK

CIRCUIT	\$385,795.43	\$151,530.42	39.3%	\$140,614.29	\$68,606.52	\$56,943.41	48.8%	Taxation
GEN DISTRICT	\$319,925.71	\$273,817.44	85.6%	\$16,296.32	\$34,040.82	\$28,253.88	208.9%	Taxation
J & DR	\$28,688.83	\$23,604.10	82.3%	\$10,110.09	\$9,069.82	\$7,527.95	89.7%	Taxation
COMBINED								

FY07 Fines and Fees Report

COURT FINES AND FEES - Court Clerks

DELINQUENT FINES AND FEES - Commonwealth's Attorneys

	COURT ASSESSMENTS	COURT COLLECTIONS	COLLECTION RATE	NET ASSESSMENTS	GROSS COLLECTIONS	NET COLLECTIONS	COLLECTION RATE	COLLECTION METHOD
--	----------------------	----------------------	--------------------	--------------------	----------------------	--------------------	--------------------	----------------------

143

PITTSYLVANIA

CIRCUIT	\$659,546.80	\$344,005.63	52.2%	\$333,412.74	\$125,413.00	\$104,092.79	37.6%	Taxation
GEN DISTRICT	\$1,235,243.38	\$1,133,728.67	91.8%	\$145,577.63	\$146,993.41	\$122,004.53	101.0%	Taxation
J & DR	\$81,997.24	\$62,445.76	76.2%	\$19,969.07	\$16,201.64	\$13,447.36	81.1%	Taxation
COMBINED								

145

POWHATAN

CIRCUIT	\$215,235.02	\$97,611.24	45.4%	\$150,310.26	\$49,790.94	\$41,326.48	33.1%	Taxation
GEN DISTRICT								
J & DR								
COMBINED	\$702,697.20	\$661,341.82	94.1%	\$105,238.60	\$86,353.64	\$71,673.52	82.1%	Taxation

147

PRINCE EDWARD

CIRCUIT	\$713,497.28	\$358,565.05	50.3%	\$481,657.91	\$62,264.76	\$51,679.75	12.9%	Taxation
GEN DISTRICT								
J & DR								
COMBINED	\$1,140,981.00	\$998,845.80	87.5%	\$212,340.69	\$163,527.35	\$135,727.70	77.0%	Taxation

FY07 Fines and Fees Report

COURT FINES AND FEES - Court Clerks

DELINQUENT FINES AND FEES - Commonwealth's Attorneys

	COURT ASSESSMENTS	COURT COLLECTIONS	COLLECTION RATE	NET ASSESSMENTS	GROSS COLLECTIONS	NET COLLECTIONS	COLLECTION RATE	COLLECTION METHOD
--	----------------------	----------------------	--------------------	--------------------	----------------------	--------------------	--------------------	----------------------

149

PRINCE GEORGE

CIRCUIT	\$537,933.46	\$431,159.51	80.2%	\$108,513.21	\$41,369.88	\$34,337.00	38.1%	Taxation
GEN DISTRICT								
J & DR								
COMBINED	\$1,782,023.31	\$1,568,765.94	88.0%	\$280,592.30	\$219,467.58	\$182,158.09	78.2%	Taxation

153

PRINCE WILLIAM CO / MANASSAS / MANASSAS PARK

CIRCUIT	\$6,066,829.33	\$4,393,634.47	74.8%	\$1,102,612.43	\$294,585.73	\$201,057.33	26.7%	Wallace Covington
GEN DISTRICT	\$13,499,284.07	\$11,135,233.77	83.6%	\$3,124,567.54	\$1,301,686.34	\$974,426.17	41.7%	Wallace Covington
J & DR	\$538,299.69	\$328,643.23	72.3%	\$194,148.74	\$70,676.42	\$50,334.62	36.4%	Wallace Covington
COMBINED								

155

PULASKI

CIRCUIT	\$859,775.30	\$379,838.99	44.2%	\$572,648.56	\$185,352.00	\$153,842.16	32.7%	Taxation
GEN DISTRICT	\$1,889,996.38	\$1,510,964.73	79.9%	\$261,682.09	\$215,895.23	\$179,193.04	82.5%	Taxation
J & DR	\$115,803.37	\$61,494.64	53.1%	\$53,051.98	\$21,494.00	\$17,840.02	40.5%	Taxation
COMBINED								

FY07 Fines and Fees Report

COURT FINES AND FEES - Court Clerks

DELINQUENT FINES AND FEES - Commonwealth's Attorneys

	COURT ASSESSMENTS	COURT COLLECTIONS	COLLECTION RATE	NET ASSESSMENTS	GROSS COLLECTIONS	NET COLLECTIONS	COLLECTION RATE	COLLECTION METHOD
--	----------------------	----------------------	--------------------	--------------------	----------------------	--------------------	--------------------	----------------------

157

RAPPAHANNOCK

CIRCUIT	\$95,189.77	\$77,834.57	81.8%	\$12,257.19	\$6,658.41	\$5,526.48	54.3%	Taxation
GEN DISTRICT								
J & DR								
COMBINED	\$390,182.02	\$379,094.35	97.2%	\$18,865.12	\$28,459.00	\$23,620.97	150.9%	Taxation

159

RICHMOND COUNTY

CIRCUIT	\$388,208.83	\$115,138.33	29.7%	\$49,938.60	\$24,827.58	\$20,606.89	49.7%	Taxation
GEN DISTRICT								
J & DR								
COMBINED	\$353,190.84	\$326,834.41	92.5%	\$37,688.81	\$25,660.64	\$21,298.33	68.1%	Taxation

161

ROANOKE COUNTY

CIRCUIT	\$1,788,027.64	\$1,359,345.02	76.0%	\$267,813.68	\$154,103.00	\$127,905.49	57.5%	Taxation
GEN DISTRICT	\$3,052,384.45	\$2,650,882.53	86.8%	\$462,717.94	\$385,280.82	\$319,783.08	83.3%	Taxation
J & DR	\$137,709.38	\$113,151.08	82.2%	\$32,638.71	\$28,263.35	\$23,458.58	86.6%	Taxation
COMBINED								

FY07 Fines and Fees Report

COURT FINES AND FEES - Court Clerks

DELINQUENT FINES AND FEES - Commonwealth's Attorneys

	COURT ASSESSMENTS	COURT COLLECTIONS	COLLECTION RATE	NET ASSESSMENTS	GROSS COLLECTIONS	NET COLLECTIONS	COLLECTION RATE	COLLECTION METHOD
--	----------------------	----------------------	--------------------	--------------------	----------------------	--------------------	--------------------	----------------------

163

ROCKBRIDGE

CIRCUIT	\$553,733.24	\$402,153.85	72.6%	\$132,058.28	\$105,618.35	\$87,663.23	80.0%	Taxation
GEN DISTRICT								
J & DR								
COMBINED	\$1,856,809.26	\$1,636,360.37	88.1%	\$238,092.09	\$169,146.58	\$140,391.66	71.0%	Taxation

165

ROCKINGHAM CO / HARRISONBURG

CIRCUIT	\$2,561,570.09	\$1,353,345.77	52.8%	\$984,050.69	\$214,713.35	\$178,212.08	21.8%	Taxation
GEN DISTRICT	\$3,730,666.64	\$3,283,426.19	88.0%	\$477,023.41	\$511,296.52	\$424,376.11	107.2%	Taxation
J & DR	\$193,123.54	\$157,428.70	81.5%	\$36,902.94	\$49,949.94	\$41,458.45	135.4%	Taxation
COMBINED								

167

RUSSELL

CIRCUIT	\$342,273.46	\$175,955.32	51.4%	\$210,419.20	\$90,261.58	\$74,917.11	42.9%	Taxation
GEN DISTRICT								
J & DR								
COMBINED	\$644,405.89	\$568,290.49	88.2%	\$92,780.03	\$95,956.41	\$80,611.94	103.4%	Taxation

FY07 Fines and Fees Report

COURT FINES AND FEES - Court Clerks

DELINQUENT FINES AND FEES - Commonwealth's Attorneys

	COURT ASSESSMENTS	COURT COLLECTIONS	COLLECTION RATE	NET ASSESSMENTS	GROSS COLLECTIONS	NET COLLECTIONS	COLLECTION RATE	COLLECTION METHOD
--	----------------------	----------------------	--------------------	--------------------	----------------------	--------------------	--------------------	----------------------

169

SCOTT

CIRCUIT	\$526,228.45	\$227,789.56	43.5%	\$201,163.16	\$35,648.91	\$24,211.67	17.7%	Fines Management
GEN DISTRICT								
J & DR								
COMBINED	\$818,594.88	\$647,668.91	79.6%	\$166,151.57	\$85,800.10	\$58,220.69	51.6%	Fines Management

171

SHENANDOAH

CIRCUIT	\$498,849.13	\$403,374.94	80.9%	\$109,078.86	\$79,817.76	\$66,248.74	73.2%	Taxation
GEN DISTRICT								
J & DR								
COMBINED	\$2,479,646.02	\$2,218,143.95	89.5%	\$310,930.71	\$254,801.29	\$211,485.07	81.9%	Taxation

173

SMYTH

CIRCUIT	\$693,747.34	\$295,972.22	42.7%	\$325,212.27	\$115,986.41	\$96,268.72	35.7%	Taxation
GEN DISTRICT	\$1,569,552.86	\$1,272,321.37	81.1%	\$272,713.53	\$172,744.76	\$143,378.15	63.3%	Taxation
J & DR	\$55,804.39	\$39,635.19	71.0%	\$6,250.53	\$12,244.47	\$10,162.91	195.9%	Taxation
COMBINED								

FY07 Fines and Fees Report

COURT FINES AND FEES - Court Clerks

DELINQUENT FINES AND FEES - Commonwealth's Attorneys

	COURT ASSESSMENTS	COURT COLLECTIONS	COLLECTION RATE	NET ASSESSMENTS	GROSS COLLECTIONS	NET COLLECTIONS	COLLECTION RATE	COLLECTION METHOD
--	----------------------	----------------------	--------------------	--------------------	----------------------	--------------------	--------------------	----------------------

175

SOUTHAMPTON

CIRCUIT	\$513,960.04	\$250,144.27	48.7%	\$372,413.41	\$130,472.66	\$91,330.86	35.0%	In-House Program
GEN DISTRICT								
J & DR								
COMBINED	\$1,926,681.58	\$1,721,165.29	89.3%	\$303,037.04	\$255,666.52	\$212,203.21	84.4%	Taxation

177

SPOTSYLVANIA

CIRCUIT	\$851,248.26	\$466,118.25	54.8%	\$468,899.95	\$232,405.64	\$192,896.68	49.6%	Taxation
GEN DISTRICT	\$3,532,505.00	\$3,111,303.44	88.1%	\$549,589.51	\$522,313.58	\$433,520.27	95.0%	Taxation
J & DR	\$190,241.61	\$165,369.82	86.9%	\$34,152.38	\$34,437.94	\$28,583.49	100.8%	Taxation
COMBINED								

179

STAFFORD

CIRCUIT	\$2,865,215.99	\$1,789,276.70	62.4%	\$1,028,493.63	\$362,352.47	\$300,752.55	35.2%	Taxation
GEN DISTRICT	\$3,799,700.96	\$3,277,365.61	86.3%	\$633,377.18	\$515,298.82	\$427,698.02	81.4%	Taxation
J & DR	\$248,388.94	\$210,911.77	84.9%	\$68,085.57	\$44,388.94	\$36,842.82	65.2%	Taxation
COMBINED								

FY07 Fines and Fees Report

COURT FINES AND FEES - Court Clerks

DELINQUENT FINES AND FEES - Commonwealth's Attorneys

	COURT ASSESSMENTS	COURT COLLECTIONS	COLLECTION RATE	NET ASSESSMENTS	GROSS COLLECTIONS	NET COLLECTIONS	COLLECTION RATE	COLLECTION METHOD
--	----------------------	----------------------	--------------------	--------------------	----------------------	--------------------	--------------------	----------------------

181

SURREY

CIRCUIT	\$19,978.54	\$21,440.47	107.3%	(\$5,714.72)	\$10,411.70	\$8,641.71	- - -	Taxation
GEN DISTRICT								
J & DR								
COMBINED	\$176,807.69	\$168,508.17	95.3%	\$28,391.68	\$33,835.58	\$28,083.53	119.2%	Taxation

183

SUSSEX

CIRCUIT	\$1,351,446.98	\$1,057,112.58	78.2%	\$63,674.47	\$47,416.76	\$39,355.91	74.5%	Taxation
GEN DISTRICT								
J & DR								
COMBINED	\$3,094,724.29	\$2,688,088.14	86.9%	\$519,804.48	\$315,124.52	\$261,553.35	60.6%	Taxation

185

TAZEWELL

CIRCUIT	\$1,206,262.54	\$716,317.37	59.4%	\$654,427.54	\$325,014.00	\$269,761.62	49.7%	Taxation
GEN DISTRICT	\$1,336,242.07	\$1,069,245.56	80.0%	\$263,540.73	\$257,231.17	\$213,501.87	97.6%	Taxation
J & DR	\$97,510.65	\$67,623.78	69.4%	\$34,241.11	\$21,404.05	\$17,765.36	62.5%	Taxation
COMBINED								

FY07 Fines and Fees Report

COURT FINES AND FEES - Court Clerks

DELINQUENT FINES AND FEES - Commonwealth's Attorneys

	COURT ASSESSMENTS	COURT COLLECTIONS	COLLECTION RATE	NET ASSESSMENTS	GROSS COLLECTIONS	NET COLLECTIONS	COLLECTION RATE	COLLECTION METHOD
--	----------------------	----------------------	--------------------	--------------------	----------------------	--------------------	--------------------	----------------------

187

WARREN

CIRCUIT	\$767,810.86	\$653,167.13	85.1%	\$86,017.03	\$83,631.64	\$69,414.26	97.2%	Taxation
GEN DISTRICT	\$1,798,131.02	\$1,558,807.99	86.7%	\$335,081.66	\$243,588.35	\$202,178.33	72.7%	Taxation
J & DR	\$88,416.73	\$74,245.44	84.0%	\$23,305.30	\$19,896.47	\$16,514.07	85.4%	Taxation
COMBINED								

191

WASHINGTON

CIRCUIT	\$1,176,354.84	\$854,914.13	72.7%	\$101,513.67	\$68,667.23	\$56,993.80	67.6%	Taxation
GEN DISTRICT	\$2,427,882.04	\$2,047,472.29	84.3%	\$518,685.63	\$237,610.47	\$197,216.69	45.8%	Taxation
J & DR	\$75,150.89	\$62,830.77	83.6%	\$18,632.74	\$14,069.35	\$11,677.56	75.5%	Taxation
COMBINED								

193

WESTMORELAND

CIRCUIT	\$275,803.48	\$174,944.60	63.4%	\$79,179.50	\$45,870.11	\$38,072.19	57.9%	Taxation
GEN DISTRICT	\$394,264.47	\$338,878.71	86.0%	\$98,183.89	\$63,289.82	\$52,530.55	64.5%	Taxation
J & DR	\$40,021.38	\$33,949.44	84.8%	\$13,443.47	\$10,581.23	\$8,782.42	78.7%	Taxation
COMBINED								

FY07 Fines and Fees Report

COURT FINES AND FEES - Court Clerks

DELINQUENT FINES AND FEES - Commonwealth's Attorneys

	COURT ASSESSMENTS	COURT COLLECTIONS	COLLECTION RATE	NET ASSESSMENTS	GROSS COLLECTIONS	NET COLLECTIONS	COLLECTION RATE	COLLECTION METHOD
--	----------------------	----------------------	--------------------	--------------------	----------------------	--------------------	--------------------	----------------------

195

WISE

CIRCUIT	\$1,312,905.74	\$608,542.22	48.9%	\$226,856.96	\$167,885.26	\$113,143.30	74.0%	Fines Management
GEN DISTRICT	\$1,888,111.26	\$1,259,066.14	69.4%	\$489,858.20	\$184,802.49	\$124,139.13	37.7%	Fines Management
J & DR	\$34,508.50	\$20,295.99	70.6%	\$10,076.42	\$4,169.39	\$2,710.03	41.4%	Fines Management
COMBINED								

197

WYTHE

CIRCUIT	\$1,810,633.32	\$1,553,636.30	85.8%	\$194,203.50	\$50,701.41	\$42,082.17	26.1%	Taxation
GEN DISTRICT	\$4,556,306.15	\$3,930,260.55	86.3%	\$794,368.05	\$311,792.00	\$258,787.36	39.3%	Taxation
J & DR	\$91,526.67	\$60,740.69	66.4%	\$37,152.33	\$18,935.82	\$15,716.73	51.0%	Taxation
COMBINED								

199

YORK CO / POQUOSON

CIRCUIT	\$987,153.47	\$700,190.11	72.3%	\$278,417.34	\$138,414.82	\$100,655.78	49.7%	Quadros & Associates
GEN DISTRICT	\$1,950,745.79	\$1,737,273.41	92.8%	\$475,683.88	\$319,913.43	\$231,371.66	67.3%	Quadros & Associates
J & DR	\$72,656.05	\$57,358.10	81.9%	\$18,367.27	\$9,864.91	\$7,287.40	53.7%	Quadros & Associates
COMBINED								

FY07 Fines and Fees Report

COURT FINES AND FEES - Court Clerks

DELINQUENT FINES AND FEES - Commonwealth's Attorneys

	COURT ASSESSMENTS	COURT COLLECTIONS	COLLECTION RATE	NET ASSESSMENTS	GROSS COLLECTIONS	NET COLLECTIONS	COLLECTION RATE	COLLECTION METHOD
--	----------------------	----------------------	--------------------	--------------------	----------------------	--------------------	--------------------	----------------------

510

ALEXANDRIA

CIRCUIT	\$2,309,067.31	\$1,550,094.69	67.1%	\$310,806.45	\$284,183.17	\$235,872.03	91.4%	Taxation
GEN DISTRICT	\$3,846,122.19	\$3,143,030.05	81.7%	\$96,934.13	\$383,744.41	\$318,507.86	395.9%	Taxation
J & DR	\$68,992.66	\$49,209.32	71.3%	(\$36,642.54)	\$20,400.94	\$16,932.78	- - -	Taxation
COMBINED								

520

BRISTOL

CIRCUIT	\$1,265,013.58	\$382,636.42	30.2%	\$256,597.83	\$53,083.94	\$44,059.67	20.7%	Taxation
GEN DISTRICT	\$1,344,944.80	\$1,001,155.12	74.4%	\$333,986.79	\$153,545.17	\$127,442.49	46.0%	Taxation
J & DR	\$51,643.25	\$28,031.72	54.3%	\$21,439.54	\$6,101.00	\$5,063.83	28.5%	Taxation
COMBINED								

530

BUENA VISTA

CIRCUIT	\$147,732.89	\$116,748.17	79.0%	\$54,983.11	\$25,422.58	\$21,100.74	46.2%	Taxation
GEN DISTRICT								
J & DR								
COMBINED	\$244,710.24	\$213,986.95	87.4%	\$39,678.63	\$40,831.82	\$33,890.41	102.9%	Taxation

FY07 Fines and Fees Report

COURT FINES AND FEES - Court Clerks

DELINQUENT FINES AND FEES - Commonwealth's Attorneys

	COURT ASSESSMENTS	COURT COLLECTIONS	COLLECTION RATE	NET ASSESSMENTS	GROSS COLLECTIONS	NET COLLECTIONS	COLLECTION RATE	COLLECTION METHOD
--	----------------------	----------------------	--------------------	--------------------	----------------------	--------------------	--------------------	----------------------

540

CHARLOTTESVILLE

CIRCUIT	\$931,314.61	\$483,933.83	52.0%	\$321,734.98	\$152,655.29	\$126,703.89	47.4%	Taxation
GEN DISTRICT	\$1,355,897.92	\$1,174,085.71	86.6%	\$139,843.41	\$170,627.82	\$141,621.09	122.0%	Taxation
J & DR	\$54,243.64	\$40,759.31	75.1%	(\$7,796.82)	\$22,036.64	\$18,290.41	- - -	Taxation
COMBINED								

550

CHESAPEAKE

CIRCUIT	\$5,244,853.08	\$3,744,183.41	75.4%	\$1,896,723.79	\$695,251.43	\$501,217.46	36.7%	Huff, Poole, & Mahoney
GEN DISTRICT	\$8,572,021.34	\$6,500,870.35	89.9%	\$1,855,847.23	\$1,204,779.37	\$843,514.38	64.9%	Huff, Poole, & Mahoney
J & DR	\$253,498.69	\$178,708.43	81.9%	\$77,223.01	\$59,493.49	\$42,563.22	77.0%	Huff, Poole, & Mahoney
COMBINED								

570

COLONIAL HEIGHTS

CIRCUIT	\$890,605.33	\$671,741.13	75.4%	\$267,132.11	\$153,592.64	\$127,481.89	57.5%	Taxation
GEN DISTRICT								
J & DR								
COMBINED	\$1,345,593.65	\$1,122,354.50	83.4%	\$307,276.54	\$265,961.58	\$220,748.11	86.6%	Taxation

FY07 Fines and Fees Report

COURT FINES AND FEES - Court Clerks

DELINQUENT FINES AND FEES - Commonwealth's Attorneys

	COURT ASSESSMENTS	COURT COLLECTIONS	COLLECTION RATE	NET ASSESSMENTS	GROSS COLLECTIONS	NET COLLECTIONS	COLLECTION RATE	COLLECTION METHOD
--	----------------------	----------------------	--------------------	--------------------	----------------------	--------------------	--------------------	----------------------

590

DANVILLE

CIRCUIT	\$927,244.23	\$39,192.50	76.5%	\$915,562.35	\$579,840.57	\$446,921.32	63.3%	In-House Program
GEN DISTRICT	\$1,574,783.76	\$1,122,697.36	85.6%	\$1,558,957.33	\$226,246.93	\$152,788.55	14.5%	In-House Program
J & DR	\$109,054.13	\$37,470.23	73.6%	\$109,054.13	\$36,034.33	\$29,582.99	33.0%	In-House Program
COMBINED								

595

EMPORIA

CIRCUIT								
GEN DISTRICT								
J & DR								
COMBINED	\$2,191,795.96	\$1,895,851.23	86.5%	\$300,667.04	\$221,284.64	\$183,666.25	73.6%	Taxation

600

FAIRFAX CITY

CIRCUIT								
GEN DISTRICT	\$1,498,969.65	\$1,364,928.77	91.1%	\$64,041.79	\$122,590.76	\$101,750.33	191.4%	Taxation
J & DR								
COMBINED								

FY07 Fines and Fees Report

COURT FINES AND FEES - Court Clerks

DELINQUENT FINES AND FEES - Commonwealth's Attorneys

	COURT ASSESSMENTS	COURT COLLECTIONS	COLLECTION RATE	NET ASSESSMENTS	GROSS COLLECTIONS	NET COLLECTIONS	COLLECTION RATE	COLLECTION METHOD
610								
FALLS CHURCH								
CIRCUIT								
GEN DISTRICT								
J & DR								
COMBINED	\$655,139.65	\$603,044.08	92.0%	\$18,431.98	\$57,928.82	\$48,080.92	314.3%	Taxation
620								
FRANKLIN CITY								
CIRCUIT								
GEN DISTRICT								
J & DR								
COMBINED	\$353,264.56	\$308,077.85	87.2%	\$37,963.58	\$58,350.05	\$48,430.54	153.7%	Taxation
630								
FREDERICKSBURG								
CIRCUIT	\$941,072.67	\$487,976.54	51.9%	\$488,298.09	\$165,783.70	\$137,600.47	34.0%	Taxation
GEN DISTRICT	\$1,597,490.22	\$1,416,174.24	88.6%	\$145,116.98	\$228,784.05	\$189,890.76	157.7%	Taxation
J & DR	\$67,583.48	\$51,634.76	76.4%	\$29,968.88	\$24,008.82	\$19,927.32	80.1%	Taxation
COMBINED								

FY07 Fines and Fees Report

COURT FINES AND FEES - Court Clerks

DELINQUENT FINES AND FEES - Commonwealth's Attorneys

	COURT ASSESSMENTS	COURT COLLECTIONS	COLLECTION RATE	NET ASSESSMENTS	GROSS COLLECTIONS	NET COLLECTIONS	COLLECTION RATE	COLLECTION METHOD
--	----------------------	----------------------	--------------------	--------------------	----------------------	--------------------	--------------------	----------------------

640

GALAX

CIRCUIT

GEN DISTRICT

J & DR

COMBINED	\$449,166.37	\$309,244.91	68.8%	\$88,638.56	\$71,762.23	\$59,562.65	81.0%	Taxation
----------	--------------	--------------	-------	-------------	-------------	-------------	-------	----------

650

HAMPTON

CIRCUIT	\$3,154,489.16	\$1,751,340.52	56.8%	\$765,927.00	\$234,130.00	\$152,180.00	30.6%	City of Hampton
---------	----------------	----------------	-------	--------------	--------------	--------------	-------	-----------------

GEN DISTRICT	\$5,754,336.13	\$4,023,326.26	83.8%	\$1,575,522.00	\$857,852.00	\$557,593.00	54.4%	City of Hampton
--------------	----------------	----------------	-------	----------------	--------------	--------------	-------	-----------------

J & DR	\$281,936.97	\$102,622.57	59.0%	\$191,710.00	\$58,457.00	\$37,997.00	30.5%	City of Hampton
--------	--------------	--------------	-------	--------------	-------------	-------------	-------	-----------------

COMBINED

670

HOPEWELL

CIRCUIT	\$409,891.49	\$204,651.92	49.9%	\$219,209.44	\$89,277.64	\$74,100.44	40.7%	Taxation
---------	--------------	--------------	-------	--------------	-------------	-------------	-------	----------

GEN DISTRICT

J & DR

COMBINED	\$663,941.48	\$549,698.26	82.8%	\$46,521.77	\$145,841.23	\$121,048.22	313.5%	Taxation
----------	--------------	--------------	-------	-------------	--------------	--------------	--------	----------

FY07 Fines and Fees Report

COURT FINES AND FEES - Court Clerks

DELINQUENT FINES AND FEES - Commonwealth's Attorneys

	COURT ASSESSMENTS	COURT COLLECTIONS	COLLECTION RATE	NET ASSESSMENTS	GROSS COLLECTIONS	NET COLLECTIONS	COLLECTION RATE	COLLECTION METHOD
--	----------------------	----------------------	--------------------	--------------------	----------------------	--------------------	--------------------	----------------------

680

LYNCHBURG

CIRCUIT	\$1,532,729.69	\$945,371.15	61.7%	\$513,744.17	\$229,308.00	\$190,325.64	44.6%	Taxation
GEN DISTRICT	\$2,236,480.73	\$1,901,165.90	85.0%	\$207,234.20	\$392,642.47	\$325,893.25	189.5%	Taxation
J & DR	\$147,558.33	\$90,195.38	61.1%	\$34,133.34	\$45,493.17	\$37,759.33	133.3%	Taxation
COMBINED								

690

MARTINSVILLE

CIRCUIT	\$811,289.40	\$426,908.14	52.6%	\$104,229.24	\$152,532.52	\$126,601.99	146.3%	Taxation
GEN DISTRICT	\$732,671.63	\$578,252.96	78.9%	\$78,626.18	\$115,696.41	\$96,028.02	147.1%	Taxation
J & DR	\$64,048.46	\$42,013.62	65.6%	\$20,769.25	\$19,632.41	\$16,294.90	94.5%	Taxation
COMBINED								

700

NEWPORT NEWS

CIRCUIT	\$5,741,016.58	\$2,435,106.67	42.4%	\$1,480,755.95	\$952,815.88	\$790,837.18	64.3%	Taxation
GEN DISTRICT	\$3,797,535.72	\$5,262,170.35	138.6%	\$2,164,079.49	\$1,322,945.55	\$953,274.35	61.1%	Quadros & Associates
J & DR	\$329,833.47	\$227,501.30	69.0%	\$85,363.45	\$104,064.11	\$86,373.21	121.9%	Taxation
COMBINED								

FY07 Fines and Fees Report

COURT FINES AND FEES - Court Clerks

DELINQUENT FINES AND FEES - Commonwealth's Attorneys

	COURT ASSESSMENTS	COURT COLLECTIONS	COLLECTION RATE	NET ASSESSMENTS	GROSS COLLECTIONS	NET COLLECTIONS	COLLECTION RATE	COLLECTION METHOD
--	----------------------	----------------------	--------------------	--------------------	----------------------	--------------------	--------------------	----------------------

710

NORFOLK

CIRCUIT	\$5,722,030.76	\$883,416.95	36.9%	\$3,249,084.26	\$1,243,550.22	\$889,114.82	38.3%	Glasser & Glasser
GEN DISTRICT	\$11,503,675.60	\$5,458,209.86	47.5%	\$2,718,019.76	\$1,947,474.68	\$1,377,429.07	71.7%	Glasser & Glasser
J & DR	\$249,411.44	\$103,866.03	76.7%	\$147,601.80	\$87,115.48	\$61,593.34	59.0%	Glasser & Glasser
COMBINED								

730

PETERSBURG

CIRCUIT	\$1,291,110.02	\$1,026,979.33	79.5%	\$282,180.59	\$174,314.00	\$144,680.62	61.8%	Taxation
GEN DISTRICT	\$2,961,629.56	\$2,387,187.28	80.6%	\$309,281.63	\$322,728.64	\$267,864.77	104.3%	Taxation
J & DR	\$111,140.17	\$66,229.69	59.6%	(\$50,059.99)	\$43,799.88	\$36,353.90	- - -	Taxation
COMBINED								

740

PORTSMOUTH

CIRCUIT	\$3,045,518.54	\$429,226.86	24.9%	\$2,101,012.62	\$531,568.76	\$378,372.10	25.3%	Roland W. Dodson
GEN DISTRICT	\$3,269,383.77	\$2,078,999.99	70.4%	\$808,246.62	\$525,150.18	\$375,482.38	65.0%	Roland W. Dodson
J & DR	\$171,892.64	\$71,965.81	51.6%	\$77,143.96	\$42,954.72	\$30,872.37	55.7%	Roland W. Dodson
COMBINED								

FY07 Fines and Fees Report

COURT FINES AND FEES - Court Clerks

DELINQUENT FINES AND FEES - Commonwealth's Attorneys

	COURT ASSESSMENTS	COURT COLLECTIONS	COLLECTION RATE	NET ASSESSMENTS	GROSS COLLECTIONS	NET COLLECTIONS	COLLECTION RATE	COLLECTION METHOD
--	----------------------	----------------------	--------------------	--------------------	----------------------	--------------------	--------------------	----------------------

750

RADFORD

CIRCUIT	\$514,640.22	\$320,209.74	62.2%	\$245,862.91	\$62,528.05	\$51,898.28	25.4%	Taxation
GEN DISTRICT								
J & DR								
COMBINED	\$756,133.75	\$701,062.74	92.7%	\$134,362.01	\$145,249.82	\$120,557.35	108.1%	Taxation

760

RICHMOND CITY

CIRCUIT	\$10,639,362.17	\$648,958.37	9.3%	\$2,570,359.90	\$431,998.80	\$325,772.48	16.8%	Marvel / Parrish & Lebar
GEN DISTRICT	\$8,544,045.06	\$6,450,749.22	75.5%	\$3,315,395.35	\$1,456,686.92	\$1,104,484.08	43.9%	Marvel / Parrish & Lebar
J & DR	\$261,840.97	\$63,812.96	43.7%	\$151,204.90	\$50,497.36	\$38,075.61	33.4%	Marvel / Parrish & Lebar
COMBINED								

764

RICHMOND CITY (MANCHESTER)

CIRCUIT								
GEN DISTRICT	\$2,630,681.46	\$794,763.23	50.1%					
J & DR								
COMBINED								

FY07 Fines and Fees Report

COURT FINES AND FEES - Court Clerks

DELINQUENT FINES AND FEES - Commonwealth's Attorneys

	COURT ASSESSMENTS	COURT COLLECTIONS	COLLECTION RATE	NET ASSESSMENTS	GROSS COLLECTIONS	NET COLLECTIONS	COLLECTION RATE	COLLECTION METHOD
--	----------------------	----------------------	--------------------	--------------------	----------------------	--------------------	--------------------	----------------------

770

ROANOKE CITY

CIRCUIT	\$1,294,534.23	\$609,811.63	47.1%	\$467,444.76	\$179,758.11	\$116,994.38	38.5%	In-House Program
GEN DISTRICT	\$4,135,012.92	\$3,185,960.04	77.0%	\$1,036,242.66	\$537,379.90	\$351,483.04	51.9%	In-House Program
J & DR	\$211,605.14	\$96,681.51	45.7%	\$126,735.56	\$31,876.57	\$20,882.93	25.2%	In-House Program
COMBINED								

775

SALEM

CIRCUIT	\$356,249.66	\$201,764.03	56.6%	\$118,242.84	\$74,154.64	\$61,548.35	62.7%	Taxation
GEN DISTRICT								
J & DR								
COMBINED	\$779,989.86	\$665,803.45	85.4%	\$130,210.44	\$104,351.52	\$86,611.76	80.1%	Taxation

790

STAUNTON

CIRCUIT	\$474,787.15	\$202,413.18	42.6%	\$323,341.23	\$104,790.23	\$86,975.89	32.4%	Taxation
GEN DISTRICT	\$809,640.78	\$657,964.52	81.3%	\$123,123.93	\$130,783.58	\$108,550.37	106.2%	Taxation
J & DR	\$79,594.39	\$52,261.40	65.7%	\$28,700.94	\$25,405.35	\$21,086.44	88.5%	Taxation
COMBINED								

FY07 Fines and Fees Report

COURT FINES AND FEES - Court Clerks

DELINQUENT FINES AND FEES - Commonwealth's Attorneys

	COURT ASSESSMENTS	COURT COLLECTIONS	COLLECTION RATE	NET ASSESSMENTS	GROSS COLLECTIONS	NET COLLECTIONS	COLLECTION RATE	COLLECTION METHOD
--	----------------------	----------------------	--------------------	--------------------	----------------------	--------------------	--------------------	----------------------

800

SUFFOLK

CIRCUIT	\$1,537,872.61	\$863,494.81	56.1%	\$771,847.95	\$343,050.52	\$284,731.93	44.4%	Taxation
GEN DISTRICT	\$1,743,407.81	\$1,590,840.68	91.2%	\$187,831.51	\$281,875.94	\$233,957.03	150.1%	Taxation
J & DR	\$80,418.03	\$65,733.99	81.7%	(\$11,591.70)	\$28,644.64	\$23,775.05	- - -	Taxation
COMBINED								

810

VIRGINIA BEACH

CIRCUIT	\$9,534,056.50	\$6,141,301.28	71.7%	\$2,462,522.41	\$892,325.19	\$630,517.24	36.2%	Huff, Poole, & Mahoney
GEN DISTRICT	\$17,129,641.46	\$13,262,140.72	86.7%	\$3,955,020.72	\$2,671,525.19	\$1,904,815.59	67.5%	Huff, Poole, & Mahoney
J & DR	\$885,462.83	\$564,792.34	70.0%	\$234,561.02	\$109,298.01	\$78,067.73	46.6%	Huff, Poole, & Mahoney
COMBINED								

820

WAYNESBORO

CIRCUIT	\$430,788.36	\$162,601.40	37.7%	\$263,385.68	\$98,696.88	\$81,918.41	37.5%	Taxation
GEN DISTRICT	\$805,610.46	\$649,017.63	80.6%	\$119,331.35	\$118,822.17	\$98,622.40	99.6%	Taxation
J & DR	\$67,617.31	\$47,387.27	70.1%	\$19,780.90	\$20,559.70	\$17,064.55	103.9%	Taxation
COMBINED								

FY07 Fines and Fees Report

COURT FINES AND FEES - Court Clerks

DELINQUENT FINES AND FEES - Commonwealth's Attorneys

	COURT ASSESSMENTS	COURT COLLECTIONS	COLLECTION RATE	NET ASSESSMENTS	GROSS COLLECTIONS	NET COLLECTIONS	COLLECTION RATE	COLLECTION METHOD
--	----------------------	----------------------	--------------------	--------------------	----------------------	--------------------	--------------------	----------------------

840

WINCHESTER

CIRCUIT	\$961,260.86	\$491,189.51	51.1%	\$421,962.64	\$136,549.88	\$113,336.40	32.4%	Taxation
GEN DISTRICT	\$1,344,462.98	\$1,104,816.06	82.2%	\$111,269.94	\$197,594.82	\$164,003.70	177.6%	Taxation
J & DR	\$96,882.72	\$53,484.80	55.2%	\$33,973.26	\$14,916.11	\$12,380.37	43.9%	Taxation
COMBINED								

FY07 Fines and Fees Report

COURT FINES AND FEES - Court Clerks

DELINQUENT FINES AND FEES - Commonwealth's Attorneys

	COURT ASSESSMENTS	COURT COLLECTIONS	COLLECTION RATE	NET ASSESSMENTS	GROSS COLLECTIONS	NET COLLECTIONS	COLLECTION RATE	COLLECTION METHOD
GRAND TOTAL	\$467,983,288.33	\$345,639,311.21	73.9%	\$102,212,585.84	\$57,884,823.81	\$45,362,882.23	56.6%	

Courts Fines and Fees Data - Assessment and collection data for courts is provided by the Supreme Court of Virginia in the Financial Management System's Final BR22 Report (excluding Fairfax County, which reports assessment and collection information directly to the Compensation Board, beginning in FY05). Some collection data is reported separately by the Supreme Court for Arlington and Falls Church, Fairfax County and Fairfax City, Grayson County and Galax, Greensville County and Emporia, Richmond City and Richmond City (Manchester), and Southampton County and Franklin City. The Supreme Court of Virginia reports combined fines and fees assessment and collection efforts for James City County and Williamsburg, Prince William County, Manassas and Manassas Park, Rockingham County and Harrisonburg, and York County and Poquoson.

Delinquent Fines and Fees Data - A collection agent for each locality provides assessment and collection data for delinquent fines and fees. Such data is certified by the Commonwealth's Attorney and reported to the Compensation Board for annual reporting. The Commonwealth's Attorney's data combines reporting of assessment and collection efforts for James City County and Williamsburg, Prince William County, Manassas and Manassas Park, Richmond City and Richmond City (Manchester), Rockingham County and Harrisonburg, and York County and Poquoson. The Commonwealth's Attorneys for Arlington and Falls Church, Fairfax County and Fairfax City, Grayson County and Galax, Greensville County and Emporia, and Southampton County and Franklin City report fines and fees assessment and collection efforts separately for the county and city.

PART B - COMPARISON OF FY06 AND FY07 COLLECTIONS

Part B is a comparison of FY2006 and FY2007 collection activities for Court Clerks and Commonwealth's Attorneys. The comparison details the variance between the two offices for each of the four courts (Circuit, General District, Juvenile & Domestic Relations, and Combined General District / Juvenile & Domestic Relations Courts) shown by locality. The collection method chosen by the individual Commonwealth's Attorney is also shown in the Part B table.

Court Clerk collections increased from \$329,814,073 in FY06 to \$345,639,311 in FY07, representing a 4.80 percent increase. Commonwealth's Attorneys net collections increased from \$43,736,597 in FY06 to \$45,362,882 in FY07, representing a 3.72 percent increase.

FY07 Fines and Fees Report

LOCALITY	COURT	Court Clerks				Commonwealth's Attorneys				
		FY06 Collections	FY07 Collections	Variance FY06 to FY07	Percent Variance	FY06 Net Collections	FY07 Net Collections	Variance FY06 to FY07	Percent Variance	Collection Method
ACCOMACK	CIRCUIT	314,856.30	328,541.06	13,684.76	4.35%	44,421.55	49,338.32	4,916.77	11.07%	Taxation
	DISTRICT	1,105,184.76	1,234,804.89	129,620.13	11.73%	186,951.00	183,629.83	(3,321.17)	-1.78%	
	J & DR	36,498.76	34,220.19	(2,278.57)	-6.24%	12,486.52	11,727.26	(759.26)	-6.08%	
	COMBINED									
ALBEMARLE	CIRCUIT	288,160.15	298,482.30	10,322.15	3.58%	76,520.58	83,232.54	6,711.96	8.77%	Taxation
	DISTRICT	1,647,987.33	1,770,086.64	122,099.31	7.41%	169,156.58	163,581.38	(5,575.20)	-3.30%	
	J & DR	69,235.65	60,086.12	(9,149.53)	-13.22%	19,801.74	11,621.31	(8,180.43)	-41.31%	
	COMBINED									
ALLEGHANY	CIRCUIT	313,208.13	291,351.35	(21,856.78)	-6.98%	48,610.41	59,234.21	10,623.80	21.85%	Taxation
	DISTRICT									
	J & DR									
	COMBINED	1,062,753.88	1,075,011.03	12,257.15	1.15%	107,406.73	123,407.03	16,000.30	14.90%	
AMELIA	CIRCUIT	161,713.79	216,433.15	54,719.36	33.84%	28,988.62	31,273.76	2,285.14	7.88%	Taxation
	DISTRICT									
	J & DR									
	COMBINED	540,096.20	616,081.28	75,985.08	14.07%	71,890.98	66,136.79	(5,754.19)	-8.00%	
AMHERST	CIRCUIT	375,589.51	390,222.05	14,632.54	3.90%	43,721.47	44,959.09	1,237.62	2.83%	Taxation
	DISTRICT	994,864.11	1,256,881.69	262,017.58	26.34%	125,439.07	147,377.53	21,938.46	17.49%	
	J & DR	82,903.09	71,289.85	(11,613.24)	-14.01%	26,682.40	22,012.62	(4,669.78)	-17.50%	
	COMBINED									

FY07 Fines and Fees Report

LOCALITY	COURT	Court Clerks				Commonwealth's Attorneys				
		FY06 Collections	FY07 Collections	Variance FY06 to FY07	Percent Variance	FY06 Net Collections	FY07 Net Collections	Variance FY06 to FY07	Percent Variance	Collection Method
APPOMATTOX	CIRCUIT	84,105.32	92,951.02	8,845.70	10.52%	15,352.75	13,121.22	(2,231.53)	-14.54%	Taxation
	DISTRICT	371,254.26	398,012.20	26,757.94	7.21%	41,599.50	44,697.16	3,097.66	7.45%	
	J & DR	16,221.37	23,101.54	6,880.17	42.41%	4,627.34	6,096.05	1,468.71	31.74%	
	COMBINED									
ARLINGTON	CIRCUIT	1,362,276.88	1,135,228.62	(227,048.26)	-16.67%	436,493.87	347,630.99	(88,862.88)	-20.36%	Taxation
	DISTRICT	6,981,749.51	6,347,874.97	(633,874.54)	-9.08%	733,730.39	711,756.68	(21,973.71)	-2.99%	
	J & DR	108,345.35	100,743.07	(7,602.28)	-7.02%	21,426.10	13,577.62	(7,848.48)	-36.63%	
	COMBINED									
AUGUSTA	CIRCUIT	409,520.15	457,914.80	48,394.65	11.82%	44,499.32	56,415.00	11,915.68	26.78%	Taxation
	DISTRICT	1,767,075.68	2,257,853.27	490,777.59	27.77%	189,850.09	213,529.85	23,679.76	12.47%	
	J & DR	111,187.88	107,209.94	(3,977.94)	-3.58%	33,604.55	27,866.27	(5,738.28)	-17.08%	
	COMBINED									
BATH	CIRCUIT	15,738.31	28,996.86	13,258.55	84.24%	1,769.16	12,018.59	10,249.43	579.34%	Taxation
	DISTRICT									
	J & DR									
	COMBINED	177,288.20	155,055.72	(22,232.48)	-12.54%	10,177.16	9,586.45	(590.71)	-5.80%	
BEDFORD	CIRCUIT	496,258.00	530,856.39	34,598.39	6.97%	100,206.09	87,514.95	(12,691.14)	-12.67%	Taxation
	DISTRICT	1,412,395.37	1,417,998.52	5,603.15	0.40%	140,418.61	157,682.17	17,263.56	12.29%	
	J & DR	99,102.82	102,817.26	3,714.44	3.75%	26,056.82	28,440.73	2,383.91	9.15%	
	COMBINED									

FY07 Fines and Fees Report

LOCALITY	COURT	Court Clerks				Commonwealth's Attorneys				
		FY06 Collections	FY07 Collections	Variance FY06 to FY07	Percent Variance	FY06 Net Collections	FY07 Net Collections	Variance FY06 to FY07	Percent Variance	Collection Method
BLAND	CIRCUIT	337,841.41	328,084.18	(9,757.23)	-2.89%	12,245.08	17,852.07	5,606.99	45.79%	Taxation
	DISTRICT									
	J & DR									
	COMBINED	1,189,658.97	1,043,462.59	(146,196.38)	-12.29%	70,900.65	67,277.45	(3,623.20)	-5.11%	
BOTETOURT	CIRCUIT	349,352.38	353,680.81	4,328.43	1.24%	37,280.00	46,887.00	9,607.00	25.77%	In-House Program
	DISTRICT									
	J & DR									
	COMBINED	1,627,681.94	1,846,048.71	218,366.77	13.42%	111,489.00	113,793.00	2,304.00	2.07%	
BRUNSWICK	CIRCUIT	528,921.21	549,615.98	20,694.77	3.91%	46,070.22	50,941.54	4,871.32	10.57%	Taxation
	DISTRICT									
	J & DR									
	COMBINED	1,799,549.26	1,881,881.33	82,332.07	4.58%	214,532.88	205,729.26	(8,803.62)	-4.10%	
BUCHANAN	CIRCUIT	156,090.67	191,886.91	35,796.24	22.93%	89,045.96	108,246.89	19,200.93	21.56%	Taxation
	DISTRICT									
	J & DR									
	COMBINED	398,166.54	481,270.43	83,103.89	20.87%	75,576.82	119,690.24	44,113.42	58.37%	
BUCKINGHAM	CIRCUIT	87,417.82	84,489.32	(2,928.50)	-3.35%	21,387.24	13,988.18	(7,399.06)	-34.60%	Taxation
	DISTRICT									
	J & DR									
	COMBINED	364,125.57	397,788.30	33,662.73	9.24%	47,945.19	52,311.77	4,366.58	9.11%	

FY07 Fines and Fees Report

LOCALITY	COURT	Court Clerks				Commonwealth's Attorneys				
		FY06 Collections	FY07 Collections	Variance FY06 to FY07	Percent Variance	FY06 Net Collections	FY07 Net Collections	Variance FY06 to FY07	Percent Variance	Collection Method
CAMPBELL	CIRCUIT	350,889.13	360,285.18	9,396.05	2.68%	109,680.74	111,356.26	1,675.52	1.53%	Taxation
	DISTRICT	861,060.85	942,871.52	81,810.67	9.50%	104,710.31	111,811.05	7,100.74	6.78%	
	J & DR	76,596.13	89,232.84	12,636.71	16.50%	17,633.10	19,416.62	1,783.52	10.11%	
	COMBINED									
CAROLINE	CIRCUIT	739,632.97	674,077.50	(65,555.47)	-8.86%	45,394.94	34,122.22	(11,272.72)	-24.83%	Taxation
	DISTRICT	2,048,648.28	2,001,312.74	(47,335.54)	-2.31%	202,440.71	207,616.63	5,175.92	2.56%	
	J & DR	35,586.21	33,620.10	(1,966.11)	-5.52%	12,690.99	10,209.00	(2,481.99)	-19.56%	
	COMBINED									
CARROLL	CIRCUIT	195,589.37	250,145.98	54,556.61	27.89%	29,732.00	55,677.62	25,945.62	87.26%	Taxation
	DISTRICT	1,049,340.40	1,219,879.84	170,539.44	16.25%	87,305.00	158,096.15	70,791.15	81.08%	
	J & DR	23,268.04	49,121.52	25,853.48	111.11%	3,491.00	11,218.52	7,727.52	221.36%	
	COMBINED									
CHARLES CITY COUNTY	CIRCUIT	59,058.12	49,494.11	(9,564.01)	-16.19%	18,912.72	19,866.24	953.52	5.04%	Taxation
	DISTRICT									
	J & DR									
	COMBINED	211,058.58	253,617.98	42,559.40	20.16%	28,513.38	26,016.15	(2,497.23)	-8.76%	
CHARLOTTE	CIRCUIT	302,783.66	223,939.84	(78,843.82)	-26.04%	16,296.17	24,030.20	7,734.03	47.46%	Taxation
	DISTRICT	712,884.43	683,562.08	(29,322.35)	-4.11%	58,578.51	60,378.05	1,799.54	3.07%	
	J & DR	14,230.87	15,712.60	1,481.73	10.41%	2,044.38	2,390.93	346.55	16.95%	
	COMBINED									

FY07 Fines and Fees Report

LOCALITY	COURT	Court Clerks				Commonwealth's Attorneys				
		FY06 Collections	FY07 Collections	Variance FY06 to FY07	Percent Variance	FY06 Net Collections	FY07 Net Collections	Variance FY06 to FY07	Percent Variance	Collection Method
CHESTERFIELD	CIRCUIT	2,896,511.99	3,032,911.39	136,399.40	4.71%	665,565.18	705,825.11	40,259.93	6.05%	Taxation
	DISTRICT	4,800,378.24	5,386,851.72	586,473.48	12.22%	783,794.92	725,642.67	(58,152.25)	-7.42%	Huff, Poole, & Mahoney
	J & DR	371,347.84	386,497.39	15,149.55	4.08%	104,265.57	116,830.11	12,564.54	12.05%	Taxation
	COMBINED									
CLARKE	CIRCUIT	267,326.68	447,919.86	180,593.18	67.56%	8,088.83	9,053.29	964.46	11.92%	Taxation
	DISTRICT	680,469.42	835,355.03	154,885.61	22.76%	52,430.90	47,184.71	(5,246.19)	-10.01%	
	J & DR	25,810.35	23,212.89	(2,597.46)	-10.06%	4,148.58	1,579.00	(2,569.58)	-61.94%	
	COMBINED									
CRAIG	CIRCUIT	25,347.14	20,993.12	(4,354.02)	-17.18%	3,862.42	6,081.01	2,218.59	57.44%	Taxation
	DISTRICT									
	J & DR									
	COMBINED	92,629.06	87,480.04	(5,149.02)	-5.56%	6,442.11	10,027.03	3,584.92	55.65%	
CULPEPER	CIRCUIT	358,289.82	444,175.90	85,886.08	23.97%	35,941.29	36,836.57	895.28	2.49%	Taxation
	DISTRICT									
	J & DR									
	COMBINED	1,556,634.13	1,804,788.64	248,154.51	15.94%	142,757.85	189,478.69	46,720.84	32.73%	
CUMBERLAND	CIRCUIT	101,830.14	77,803.17	(24,026.97)	-23.60%	13,946.14	7,410.87	(6,535.27)	-46.86%	Taxation
	DISTRICT									
	J & DR									
	COMBINED	404,881.94	392,932.74	(11,949.20)	-2.95%	44,399.19	39,582.70	(4,816.49)	-10.85%	

FY07 Fines and Fees Report

LOCALITY	COURT	Court Clerks				Commonwealth's Attorneys				
		FY06 Collections	FY07 Collections	Variance FY06 to FY07	Percent Variance	FY06 Net Collections	FY07 Net Collections	Variance FY06 to FY07	Percent Variance	Collection Method
DICKENSON	CIRCUIT	89,087.66	114,710.03	25,622.37	28.76%	28,412.31	44,127.82	15,715.51	55.31%	Taxation
	DISTRICT									
	J & DR									
	COMBINED	343,779.88	380,542.18	36,762.30	10.69%	56,917.64	58,874.48	1,956.84	3.44%	
DINWIDDIE	CIRCUIT	425,060.83	623,862.16	198,801.33	46.77%	70,397.47	69,656.92	(740.55)	-1.05%	Taxation
	DISTRICT									
	J & DR									
	COMBINED	1,568,865.67	1,844,230.40	275,364.73	17.55%	215,772.02	258,050.41	42,278.39	19.59%	
ESSEX	CIRCUIT	147,686.10	141,555.95	(6,130.15)	-4.15%	7,932.22	13,345.01	5,412.79	68.24%	Huff, Poole & Mahoney
	DISTRICT									
	J & DR									
	COMBINED	1,050,664.35	1,049,231.23	(1,433.12)	-0.14%	66,835.84	67,657.07	821.23	1.23%	
FAIRFAX COUNTY	CIRCUIT	12,700,702.16	12,650,899.38	(49,802.78)	-0.39%	255,951.40	511,682.99	255,731.59	99.91%	Taxation
	DISTRICT	31,523,303.74	32,528,319.50	1,005,015.76	3.19%	2,843,293.65	2,814,878.64	(28,415.01)	-1.00%	
	J & DR	701,604.23	650,497.84	(51,106.39)	-7.28%	88,542.49	93,957.90	5,415.41	6.12%	
	COMBINED									
FAUQUIER	CIRCUIT	942,191.95	963,338.34	21,146.39	2.24%	85,035.11	77,826.85	(7,208.26)	-8.48%	Taxation
	DISTRICT	2,700,966.65	3,015,324.72	314,358.07	11.64%	212,634.96	224,804.03	12,169.07	5.72%	
	J & DR	110,252.47	99,380.53	(10,871.94)	-9.86%	21,173.34	17,579.83	(3,593.51)	-16.97%	
	COMBINED									

FY07 Fines and Fees Report

LOCALITY	COURT	Court Clerks				Commonwealth's Attorneys				
		FY06 Collections	FY07 Collections	Variance FY06 to FY07	Percent Variance	FY06 Net Collections	FY07 Net Collections	Variance FY06 to FY07	Percent Variance	Collection Method
FLOYD	CIRCUIT	73,750.90	67,371.64	(6,379.26)	-8.65%	22,733.25	19,656.57	(3,076.68)	-13.53%	In-House Program
	DISTRICT									
	J & DR									
	COMBINED	161,713.85	164,871.95	3,158.10	1.95%	16,773.41	15,510.61	(1,262.80)	-7.53%	
FLUVANNA	CIRCUIT	66,376.37	80,362.33	13,985.96	21.07%	10,065.11	16,757.65	6,692.54	66.49%	Taxation
	DISTRICT									
	J & DR									
	COMBINED	539,606.33	478,226.91	(61,379.42)	-11.37%	50,271.48	54,831.06	4,559.58	9.07%	
FRANKLIN COUNTY	CIRCUIT	382,380.53	404,746.97	22,366.44	5.85%	113,955.87	116,371.41	2,415.54	2.12%	Taxation
	DISTRICT	1,057,000.81	969,384.12	(87,616.69)	-8.29%	141,836.35	141,985.36	149.01	0.11%	
	J & DR	53,568.87	52,546.19	(1,022.68)	-1.91%	9,964.00	13,914.80	3,950.80	39.65%	
	COMBINED									
FREDERICK	CIRCUIT	611,103.01	664,244.82	53,141.81	8.70%	129,249.69	154,430.67	25,180.98	19.48%	Taxation
	DISTRICT	1,616,111.28	1,878,365.38	262,254.10	16.23%	193,587.05	217,281.64	23,694.59	12.24%	
	J & DR	91,839.90	96,457.79	4,617.89	5.03%	19,298.33	17,949.04	(1,349.29)	-6.99%	
	COMBINED									
GILES	CIRCUIT	266,958.90	226,017.56	(40,941.34)	-15.34%	41,830.04	56,559.32	14,729.28	35.21%	Taxation
	DISTRICT									
	J & DR									
	COMBINED	817,055.64	741,286.22	(75,769.42)	-9.27%	83,965.33	75,128.13	(8,837.20)	-10.52%	

FY07 Fines and Fees Report

LOCALITY	COURT	Court Clerks				Commonwealth's Attorneys				
		FY06 Collections	FY07 Collections	Variance FY06 to FY07	Percent Variance	FY06 Net Collections	FY07 Net Collections	Variance FY06 to FY07	Percent Variance	Collection Method
GLOUCESTER	CIRCUIT	214,662.19	188,826.73	(25,835.46)	-12.04%	94,940.45	75,648.04	(19,292.41)	-20.32%	David S. Hudson
	DISTRICT	811,192.19	846,717.12	35,524.93	4.38%	119,333.54	112,531.55	(6,801.99)	-5.70%	
	J & DR	40,411.16	41,468.91	1,057.75	2.62%	11,946.72	12,008.75	62.03	0.52%	
	COMBINED									
GOOCHLAND	CIRCUIT	124,859.90	127,082.12	2,222.22	1.78%	22,765.67	27,163.21	4,397.54	19.32%	Taxation
	DISTRICT									
	J & DR									
	COMBINED	744,510.46	765,018.93	20,508.47	2.75%	72,976.72	72,591.50	(385.22)	-0.53%	
GRAYSON	CIRCUIT	186,803.47	210,391.29	23,587.82	12.63%	18,415.69	22,304.34	3,888.65	21.12%	Taxation
	DISTRICT									
	J & DR									
	COMBINED	247,044.78	257,413.79	10,369.01	4.20%	42,435.80	39,880.67	(2,555.13)	-6.02%	
GREENE	CIRCUIT	219,299.91	238,383.13	19,083.22	8.70%	15,060.44	13,349.96	(1,710.48)	-11.36%	Taxation
	DISTRICT									
	J & DR									
	COMBINED	559,956.33	596,253.93	36,297.60	6.48%	56,073.77	50,157.97	(5,915.80)	-10.55%	
GREENSVILLE	CIRCUIT	2,141,840.26	2,431,459.84	289,619.58	13.52%	49,164.26	56,790.65	7,626.39	15.51%	Taxation
	DISTRICT									
	J & DR									
	COMBINED	2,570,236.96	3,656,434.81	1,086,197.85	42.26%	217,053.88	230,823.53	13,769.65	6.34%	

FY07 Fines and Fees Report

LOCALITY	COURT	Court Clerks				Commonwealth's Attorneys				
		FY06 Collections	FY07 Collections	Variance FY06 to FY07	Percent Variance	FY06 Net Collections	FY07 Net Collections	Variance FY06 to FY07	Percent Variance	Collection Method
HALIFAX	CIRCUIT	270,237.87	298,712.36	28,474.49	10.54%	73,975.36	89,044.35	15,068.99	20.37%	Taxation
	DISTRICT	911,298.51	871,538.66	(39,759.85)	-4.36%	119,176.62	115,811.26	(3,365.36)	-2.82%	
	J & DR	30,686.73	30,808.83	122.10	0.40%	6,542.98	6,822.50	279.52	4.27%	
	COMBINED									
HANOVER	CIRCUIT	1,227,443.17	1,281,433.38	53,990.21	4.40%	219,564.34	220,697.14	1,132.80	0.52%	Taxation
	DISTRICT	3,255,100.64	3,436,395.92	181,295.28	5.57%	412,767.88	473,727.18	60,959.30	14.77%	
	J & DR	122,119.81	132,567.11	10,447.30	8.55%	12,598.71	13,704.22	1,105.51	8.77%	
	COMBINED									
HENRICO	CIRCUIT	3,698,263.67	4,651,532.37	953,268.70	25.78%	250,697.08	625,465.73	374,768.65	149.49%	Taxation
	DISTRICT	7,034,527.02	7,321,554.43	287,027.41	4.08%	1,030,639.80	1,230,738.15	200,098.35	19.41%	Cantor & Cantor
	J & DR	230,696.44	274,709.25	44,012.81	19.08%	56,967.51	63,231.53	6,264.02	11.00%	
	COMBINED									
HENRY	CIRCUIT	435,880.70	499,425.69	63,544.99	14.58%	150,459.12	154,313.69	3,854.57	2.56%	Taxation
	DISTRICT	1,173,248.08	1,193,009.65	19,761.57	1.68%	147,375.23	160,704.89	13,329.66	9.04%	
	J & DR	76,627.71	72,339.23	(4,288.48)	-5.60%	23,731.89	22,362.29	(1,369.60)	-5.77%	
	COMBINED									
HIGHLAND	CIRCUIT	8,082.27	6,527.51	(1,554.76)	-19.24%	208.33	1,454.06	1,245.73	597.96%	Taxation
	DISTRICT									
	J & DR									
	COMBINED	73,272.19	77,516.29	4,244.10	5.79%	3,023.73	5,787.19	2,763.46	91.39%	

FY07 Fines and Fees Report

LOCALITY	COURT	Court Clerks				Commonwealth's Attorneys				
		FY06 Collections	FY07 Collections	Variance FY06 to FY07	Percent Variance	FY06 Net Collections	FY07 Net Collections	Variance FY06 to FY07	Percent Variance	Collection Method
ISLE OF WIGHT	CIRCUIT	415,855.89	337,070.11	(78,785.78)	-18.95%	68,545.64	68,610.29	64.65	0.09%	Taxation
	DISTRICT	1,122,359.62	1,042,281.28	(80,078.34)	-7.13%	162,774.57	144,889.34	(17,885.23)	-10.99%	
	J & DR	36,953.46	39,338.00	2,384.54	6.45%	8,916.69	8,410.87	(505.82)	-5.67%	
	COMBINED									
JAMES CITY COUNTY & WILLIAMSBURG	CIRCUIT	856,879.49	935,218.45	78,338.96	9.14%	186,520.87	173,212.40	(13,308.47)	-7.14%	Taxation
	DISTRICT	1,783,634.72	1,909,993.00	126,358.28	7.08%	220,305.19	206,506.19	(13,799.00)	-6.26%	
	J & DR	111,535.45	97,058.41	(14,477.04)	-12.98%	31,682.76	24,343.46	(7,339.30)	-23.16%	
	COMBINED									
KING & QUEEN	CIRCUIT	180,206.40	216,692.67	36,486.27	20.25%	17,568.85	15,561.62	(2,007.23)	-11.42%	Taxation
	DISTRICT	394,380.00	419,436.39	25,056.39	6.35%	47,060.80	37,796.78	(9,264.02)	-19.69%	
	J & DR	11,845.86	10,823.63	(1,022.23)	-8.63%	3,632.91	2,743.39	(889.52)	-24.49%	
	COMBINED									
KING GEORGE	CIRCUIT	495,276.49	431,069.12	(64,207.37)	-12.96%	34,523.21	37,927.15	3,403.94	9.86%	Taxation
	DISTRICT									
	J & DR									
	COMBINED	1,042,704.55	1,013,944.19	(28,760.36)	-2.76%	103,340.12	98,957.77	(4,382.35)	-4.24%	
KING WILLIAM	CIRCUIT	182,678.82	200,761.98	18,083.16	9.90%	21,455.20	15,419.54	(6,035.66)	-28.13%	Taxation
	DISTRICT	451,056.84	497,811.67	46,754.83	10.37%	50,998.91	39,547.64	(11,451.27)	-22.45%	
	J & DR	15,107.33	16,144.31	1,036.98	6.86%	4,481.26	4,934.20	452.94	10.11%	
	COMBINED									

FY07 Fines and Fees Report

LOCALITY	COURT	Court Clerks				Commonwealth's Attorneys				
		FY06 Collections	FY07 Collections	Variance FY06 to FY07	Percent Variance	FY06 Net Collections	FY07 Net Collections	Variance FY06 to FY07	Percent Variance	Collection Method
LANCASTER	CIRCUIT	128,087.94	125,973.97	(2,113.97)	-1.65%	47,361.11	47,301.50	(59.61)	-0.13%	Taxation
	DISTRICT	257,948.83	282,937.08	24,988.25	9.69%	34,752.19	31,676.21	(3,075.98)	-8.85%	
	J & DR	14,395.83	11,454.52	(2,941.31)	-20.43%	4,853.01	2,641.25	(2,211.76)	-45.58%	
	COMBINED									
LEE	CIRCUIT	248,556.25	250,937.68	2,381.43	0.96%	76,924.00	94,686.35	17,762.35	23.09%	Taxation
	DISTRICT									
	J & DR									
	COMBINED	406,445.99	443,551.59	37,105.60	9.13%	67,561.07	61,835.24	(5,725.83)	-8.48%	
LOUDOUN	CIRCUIT	2,552,327.50	2,675,376.08	123,048.58	4.82%	88,789.00	71,505.72	(17,283.28)	-19.47%	Taxation
	DISTRICT	6,736,901.57	6,864,416.75	127,515.18	1.89%	459,016.21	496,147.87	37,131.66	8.09%	
	J & DR	148,029.48	165,212.36	17,182.88	11.61%	21,467.26	23,805.66	2,338.40	10.89%	
	COMBINED									
LOUISA	CIRCUIT	272,067.64	279,830.58	7,762.94	2.85%	34,515.89	39,507.56	4,991.67	14.46%	Taxation
	DISTRICT									
	J & DR									
	COMBINED	904,171.88	905,515.00	1,343.12	0.15%	120,719.54	124,571.38	3,851.84	3.19%	
LUNENBURG	CIRCUIT	101,967.26	82,988.28	(18,978.98)	-18.61%	42,881.60	38,934.17	(3,947.43)	-9.21%	Taxation
	DISTRICT									
	J & DR									
	COMBINED	301,262.04	253,051.61	(48,210.43)	-16.00%	50,755.18	41,084.12	(9,671.06)	-19.05%	

FY07 Fines and Fees Report

LOCALITY	COURT	Court Clerks				Commonwealth's Attorneys				
		FY06 Collections	FY07 Collections	Variance FY06 to FY07	Percent Variance	FY06 Net Collections	FY07 Net Collections	Variance FY06 to FY07	Percent Variance	Collection Method
MADISON	CIRCUIT	377,471.63	222,538.00	(154,933.63)	-41.05%	6,565.54	8,658.85	2,093.31	31.88%	Taxation
	DISTRICT									
	J & DR									
	COMBINED	1,033,414.58	794,868.52	(238,546.06)	-23.08%	82,407.23	84,983.70	2,576.47	3.13%	
MATHEWS	CIRCUIT	49,018.50	60,670.65	11,652.15	23.77%	12,995.16	16,315.16	3,320.00	25.55%	Taxation
	DISTRICT	72,851.03	74,681.83	1,830.80	2.51%	13,744.56	13,325.60	(418.96)	-3.05%	David S. Hudson
	J & DR	11,142.09	11,168.73	26.64	0.24%	3,960.32	5,007.34	1,047.02	26.44%	Taxation
	COMBINED									
MECKLENBURG	CIRCUIT	970,848.45	782,558.48	(188,289.97)	-19.39%	77,466.87	94,963.42	17,496.55	22.59%	Taxation
	DISTRICT	2,880,257.66	2,713,965.03	(166,292.63)	-5.77%	249,066.74	252,924.58	3,857.84	1.55%	
	J & DR	49,941.04	47,416.44	(2,524.60)	-5.06%	11,251.18	8,829.93	(2,421.25)	-21.52%	
	COMBINED									
MIDDLESEX	CIRCUIT	111,878.60	101,067.66	(10,810.94)	-9.66%	26,600.27	30,335.81	3,735.54	14.04%	Taxation
	DISTRICT	339,854.04	299,195.61	(40,658.43)	-11.96%	32,609.97	31,555.43	(1,054.54)	-3.23%	David S. Hudson
	J & DR	12,374.92	14,946.99	2,572.07	20.78%	3,173.09	4,147.16	974.07	30.70%	Taxation
	COMBINED									
MONTGOMERY	CIRCUIT	691,715.15	720,564.48	28,849.33	4.17%	136,010.00	140,003.00	3,993.00	2.94%	In-House Program
	DISTRICT	3,031,026.23	3,144,522.99	113,496.76	3.74%	203,350.00	199,551.00	(3,799.00)	-1.87%	
	J & DR	96,250.09	122,657.18	26,407.09	27.44%	10,245.00	14,908.00	4,663.00	45.51%	
	COMBINED									

FY07 Fines and Fees Report

LOCALITY	COURT	Court Clerks				Commonwealth's Attorneys				
		FY06 Collections	FY07 Collections	Variance FY06 to FY07	Percent Variance	FY06 Net Collections	FY07 Net Collections	Variance FY06 to FY07	Percent Variance	Collection Method
NELSON	CIRCUIT	69,660.07	50,021.89	(19,638.18)	-28.19%	24,055.74	16,537.26	(7,518.48)	-31.25%	Taxation
	DISTRICT	431,945.66	402,592.10	(29,353.56)	-6.80%	44,652.38	48,767.77	4,115.39	9.22%	
	J & DR	26,691.40	20,321.83	(6,369.57)	-23.86%	7,819.91	5,957.00	(1,862.91)	-23.82%	
	COMBINED									
NEW KENT	CIRCUIT	160,837.09	119,284.26	(41,552.83)	-25.84%	27,028.06	29,837.83	2,809.77	10.40%	David S. Hudson
	DISTRICT	1,191,820.33	1,180,753.01	(11,067.32)	-0.93%	170,475.24	165,820.47	(4,654.77)	-2.73%	
	J & DR	31,233.40	36,067.54	4,834.14	15.48%	4,600.71	4,498.89	(101.82)	-2.21%	
	COMBINED									
NORTHAMPTON	CIRCUIT	358,262.19	376,691.35	18,429.16	5.14%	44,481.84	54,311.78	9,829.94	22.10%	Taxation
	DISTRICT	1,537,259.86	1,753,867.82	216,607.96	14.09%	197,764.73	189,147.43	(8,617.30)	-4.36%	
	J & DR	15,804.63	16,524.20	719.57	4.55%	6,010.81	5,478.34	(532.47)	-8.86%	
	COMBINED									
NORTHUMBER- LAND	CIRCUIT	90,079.42	84,848.58	(5,230.84)	-5.81%	33,312.05	20,033.41	(13,278.64)	-39.86%	Taxation
	DISTRICT	183,668.94	213,080.45	29,411.51	16.01%	20,021.06	25,085.09	5,064.03	25.29%	
	J & DR	16,104.41	9,196.23	(6,908.18)	-42.90%	3,219.81	2,260.72	(959.09)	-29.79%	
	COMBINED									
NOTTOWAY	CIRCUIT	131,635.21	136,897.39	5,262.18	4.00%	30,145.69	44,532.82	14,387.13	47.73%	Taxation
	DISTRICT									
	J & DR									
	COMBINED	498,521.82	497,974.75	(547.07)	-0.11%	91,566.38	99,330.25	7,763.87	8.48%	

FY07 Fines and Fees Report

LOCALITY	COURT	Court Clerks				Commonwealth's Attorneys				
		FY06 Collections	FY07 Collections	Variance FY06 to FY07	Percent Variance	FY06 Net Collections	FY07 Net Collections	Variance FY06 to FY07	Percent Variance	Collection Method
ORANGE	CIRCUIT	365,811.06	353,007.20	(12,803.86)	-3.50%	27,294.74	35,303.51	8,008.77	29.34%	Taxation
	DISTRICT									
	J & DR									
	COMBINED	942,659.46	919,406.55	(23,252.91)	-2.47%	98,389.71	95,269.54	(3,120.17)	-3.17%	
PAGE	CIRCUIT	216,386.01	233,597.98	17,211.97	7.95%	32,903.98	43,737.53	10,833.55	32.92%	Taxation
	DISTRICT	571,689.19	561,705.72	(9,983.47)	-1.75%	73,321.76	57,869.26	(15,452.50)	-21.07%	
	J & DR	48,367.39	55,167.13	6,799.74	14.06%	11,680.88	12,353.47	672.59	5.76%	
	COMBINED									
PATRICK	CIRCUIT	134,362.53	151,530.42	17,167.89	12.78%	55,293.03	56,943.41	1,650.38	2.98%	Taxation
	DISTRICT	271,103.73	273,817.44	2,713.71	1.00%	27,142.12	28,253.88	1,111.76	4.10%	
	J & DR	20,004.69	23,604.10	3,599.41	17.99%	4,720.50	7,527.95	2,807.45	59.47%	
	COMBINED									
PITTSYLVANIA	CIRCUIT	342,777.92	344,005.63	1,227.71	0.36%	100,448.16	104,092.79	3,644.63	3.63%	Taxation
	DISTRICT	1,125,440.52	1,133,728.67	8,288.15	0.74%	129,067.63	122,004.53	(7,063.10)	-5.47%	
	J & DR	66,492.70	62,445.76	(4,046.94)	-6.09%	11,021.37	13,447.36	2,425.99	22.01%	
	COMBINED									
POWHATAN	CIRCUIT	74,446.03	97,611.24	23,165.21	31.12%	24,997.74	41,326.48	16,328.74	65.32%	Taxation
	DISTRICT									
	J & DR									
	COMBINED	708,586.14	661,341.82	(47,244.32)	-6.67%	64,059.10	71,673.52	7,614.42	11.89%	

FY07 Fines and Fees Report

LOCALITY	COURT	Court Clerks				Commonwealth's Attorneys				
		FY06 Collections	FY07 Collections	Variance FY06 to FY07	Percent Variance	FY06 Net Collections	FY07 Net Collections	Variance FY06 to FY07	Percent Variance	Collection Method
PRINCE EDWARD	CIRCUIT	330,372.97	358,565.05	28,192.08	8.53%	47,099.71	51,679.75	4,580.04	9.72%	Taxation
	DISTRICT									
	J & DR									
	COMBINED	894,989.63	998,845.80	103,856.17	11.60%	149,689.47	135,727.70	(13,961.77)	-9.33%	
PRINCE GEORGE	CIRCUIT	393,926.45	431,159.51	37,233.06	9.45%	35,516.53	34,337.00	(1,179.53)	-3.32%	Taxation
	DISTRICT									
	J & DR									
	COMBINED	1,571,728.36	1,568,765.94	(2,962.42)	-0.19%	201,957.30	182,158.09	(19,799.21)	-9.80%	
PRINCE WILLIAM & MANASSAS & MANASSAS PARK	CIRCUIT	4,713,220.91	4,393,634.47	(319,586.44)	-6.78%	193,674.51	201,057.33	7,382.82	3.81%	Wallace Covington
	DISTRICT	10,053,763.70	11,135,233.77	1,081,470.07	10.76%	948,472.71	974,426.17	25,953.46	2.74%	
	J & DR	362,664.20	328,643.23	(34,020.97)	-9.38%	54,088.24	50,334.62	(3,753.62)	-6.94%	
	COMBINED									
PULASKI	CIRCUIT	365,796.17	379,838.99	14,042.82	3.84%	141,795.19	153,842.16	12,046.97	8.50%	Taxation
	DISTRICT	1,356,225.38	1,510,964.73	154,739.35	11.41%	185,302.82	179,193.04	(6,109.78)	-3.30%	
	J & DR	69,262.48	61,494.64	(7,767.84)	-11.22%	18,102.69	17,840.02	(262.67)	-1.45%	
	COMBINED									
RAPPAHANNOCK	CIRCUIT	70,337.04	77,834.57	7,497.53	10.66%	5,833.43	5,526.48	(306.95)	-5.26%	Taxation
	DISTRICT									
	J & DR									
	COMBINED	407,473.30	379,094.35	(28,378.95)	-6.96%	17,111.37	23,620.97	6,509.60	38.04%	

FY07 Fines and Fees Report

LOCALITY	COURT	Court Clerks				Commonwealth's Attorneys				
		FY06 Collections	FY07 Collections	Variance FY06 to FY07	Percent Variance	FY06 Net Collections	FY07 Net Collections	Variance FY06 to FY07	Percent Variance	Collection Method
RICHMOND COUNTY	CIRCUIT	102,782.46	115,138.33	12,355.87	12.02%	13,885.02	20,606.89	6,721.87	48.41%	Taxation
	DISTRICT									
	J & DR									
	COMBINED	285,369.85	326,834.41	41,464.56	14.53%	20,036.49	21,298.33	1,261.84	6.30%	
ROANOKE COUNTY	CIRCUIT	1,310,405.65	1,359,345.02	48,939.37	3.73%	105,534.15	127,905.49	22,371.34	21.20%	Taxation
	DISTRICT	2,567,872.65	2,650,882.53	83,009.88	3.23%	305,455.28	319,783.08	14,327.80	4.69%	
	J & DR	122,313.54	113,151.08	(9,162.46)	-7.49%	25,260.65	23,458.58	(1,802.07)	-7.13%	
	COMBINED									
ROCKBRIDGE	CIRCUIT	383,184.74	402,153.85	18,969.11	4.95%	87,602.59	87,663.23	60.64	0.07%	Taxation
	DISTRICT									
	J & DR									
	COMBINED	1,463,476.20	1,636,360.37	172,884.17	11.81%	124,188.50	140,391.66	16,203.16	13.05%	
ROCKINGHAM COUNTY & HARRISONBURG	CIRCUIT	1,383,447.02	1,353,345.77	(30,101.25)	-2.18%	191,155.39	178,212.08	(12,943.31)	-6.77%	Taxation
	DISTRICT	2,919,182.87	3,283,426.19	364,243.32	12.48%	398,241.66	424,376.11	26,134.45	6.56%	
	J & DR	168,158.27	157,428.70	(10,729.57)	-6.38%	44,673.57	41,458.45	(3,215.12)	-7.20%	
	COMBINED									
RUSSELL	CIRCUIT	156,183.30	175,955.32	19,772.02	12.66%	58,537.94	74,917.11	16,379.17	27.98%	Taxation
	DISTRICT									
	J & DR									
	COMBINED	537,320.66	568,290.49	30,969.83	5.76%	69,140.51	80,611.94	11,471.43	16.59%	

FY07 Fines and Fees Report

LOCALITY	COURT	Court Clerks				Commonwealth's Attorneys				
		FY06 Collections	FY07 Collections	Variance FY06 to FY07	Percent Variance	FY06 Net Collections	FY07 Net Collections	Variance FY06 to FY07	Percent Variance	Collection Method
SCOTT	CIRCUIT	207,658.96	227,789.56	20,130.60	9.69%	26,392.72	24,211.67	(2,181.05)	-8.26%	Fines Management
	DISTRICT									
	J & DR									
	COMBINED	629,293.21	647,668.91	18,375.70	2.92%	51,315.34	58,220.69	6,905.35	13.46%	
SHENANDOAH	CIRCUIT	364,534.29	403,374.94	38,840.65	10.65%	56,408.41	66,248.74	9,840.33	17.44%	Taxation
	DISTRICT									
	J & DR	34,487.90	-	(34,487.90)	- - -					
	COMBINED	2,151,871.83	2,218,143.95	66,272.12	3.08%	181,450.88	211,485.07	30,034.19	16.55%	
SMYTH	CIRCUIT	246,565.99	295,972.22	49,406.23	20.04%	83,171.02	96,268.72	13,097.70	15.75%	Taxation
	DISTRICT	1,149,930.20	1,272,321.37	122,391.17	10.64%	147,153.28	143,378.15	(3,775.13)	-2.57%	
	J & DR	30,811.54	39,635.19	8,823.65	28.64%	7,280.56	10,162.91	2,882.35	39.59%	
	COMBINED									
SOUTHAMPTON	CIRCUIT	205,200.62	250,144.27	44,943.65	21.90%	77,596.22	91,330.86	13,734.64	17.70%	In-House
	DISTRICT									
	J & DR									
	COMBINED	2,114,831.94	1,721,165.29	(393,666.65)	-18.61%	216,738.97	212,203.21	(4,535.76)	-2.09%	Taxation
SPOTSYLVANIA	CIRCUIT	525,804.73	466,118.25	(59,686.48)	-11.35%	211,668.21	192,896.68	(18,771.53)	-8.87%	Taxation
	DISTRICT	2,993,594.06	3,111,303.44	117,709.38	3.93%	400,442.87	433,520.27	33,077.40	8.26%	
	J & DR	179,466.35	165,369.82	(14,096.53)	-7.85%	34,547.43	28,583.49	(5,963.94)	-17.26%	
	COMBINED									

FY07 Fines and Fees Report

LOCALITY	COURT	Court Clerks				Commonwealth's Attorneys				
		FY06 Collections	FY07 Collections	Variance FY06 to FY07	Percent Variance	FY06 Net Collections	FY07 Net Collections	Variance FY06 to FY07	Percent Variance	Collection Method
STAFFORD	CIRCUIT	1,974,702.31	1,789,276.70	(185,425.61)	-9.39%	383,893.69	300,752.55	(83,141.14)	-21.66%	Taxation
	DISTRICT	3,196,992.98	3,277,365.61	80,372.63	2.51%	430,573.04	427,698.02	(2,875.02)	-0.67%	
	J & DR	191,527.83	210,911.77	19,383.94	10.12%	36,313.76	36,842.82	529.06	1.46%	
	COMBINED									
SURRY	CIRCUIT	18,512.10	21,440.47	2,928.37	15.82%	8,100.65	8,641.71	541.06	6.68%	Taxation
	DISTRICT									
	J & DR									
	COMBINED	196,341.95	168,508.17	(27,833.78)	-14.18%	30,210.29	28,083.53	(2,126.76)	-7.04%	
SUSSEX	CIRCUIT	1,191,450.20	1,057,112.58	(134,337.62)	-11.28%	52,222.47	39,355.91	(12,866.56)	-24.64%	Taxation
	DISTRICT									
	J & DR									
	COMBINED	3,210,494.23	2,688,088.14	(522,406.09)	-16.27%	258,900.92	261,553.35	2,652.43	1.02%	
TAZEWELL	CIRCUIT	627,385.98	716,317.37	88,931.39	14.17%	265,527.44	269,761.62	4,234.18	1.59%	Taxation
	DISTRICT	973,301.14	1,069,245.56	95,944.42	9.86%	190,958.83	213,501.87	22,543.04	11.81%	
	J & DR	67,543.89	67,623.78	79.89	0.12%	19,110.16	17,765.36	(1,344.80)	-7.04%	
	COMBINED									
WARREN	CIRCUIT	589,290.13	653,167.13	63,877.00	10.84%	47,048.94	69,414.26	22,365.32	47.54%	Taxation
	DISTRICT	1,530,452.51	1,558,807.99	28,355.48	1.85%	198,616.70	202,178.33	3,561.63	1.79%	
	J & DR	66,411.86	74,245.44	7,833.58	11.80%	12,277.55	16,514.07	4,236.52	34.51%	
	COMBINED									

FY07 Fines and Fees Report

LOCALITY	COURT	Court Clerks				Commonwealth's Attorneys				
		FY06 Collections	FY07 Collections	Variance FY06 to FY07	Percent Variance	FY06 Net Collections	FY07 Net Collections	Variance FY06 to FY07	Percent Variance	Collection Method
WASHINGTON	CIRCUIT	804,527.13	854,914.13	50,387.00	6.26%	39,220.88	56,993.80	17,772.92	45.31%	Taxation
	DISTRICT	1,945,926.90	2,047,472.29	101,545.39	5.22%	88,205.24	197,216.69	109,011.45	123.59%	
	J & DR	51,945.03	62,830.77	10,885.74	20.96%	2,862.00	11,677.56	8,815.56	308.02%	
	COMBINED									
WESTMORE- LAND	CIRCUIT	162,751.37	174,944.60	12,193.23	7.49%	23,995.98	38,072.19	14,076.21	58.66%	Taxation
	DISTRICT	342,624.86	338,878.71	(3,746.15)	-1.09%	59,032.43	52,530.55	(6,501.88)	-11.01%	
	J & DR	23,340.02	33,949.44	10,609.42	45.46%	5,061.48	8,782.42	3,720.94	73.51%	
	COMBINED									
WISE	CIRCUIT	561,735.00	608,542.22	46,807.22	8.33%	82,184.20	113,143.30	30,959.10	37.67%	Fines Management
	DISTRICT	1,055,042.53	1,259,066.14	204,023.61	19.34%	102,774.59	124,139.13	21,364.54	20.79%	
	J & DR	16,256.42	20,295.99	4,039.57	24.85%	3,360.58	2,710.03	(650.55)	-19.36%	
	COMBINED									
WYTHE	CIRCUIT	1,412,669.95	1,553,636.30	140,966.35	9.98%	49,614.37	42,082.17	(7,532.20)	-15.18%	Taxation
	DISTRICT	3,328,529.65	3,930,260.55	601,730.90	18.08%	232,329.59	258,787.36	26,457.77	11.39%	
	J & DR	66,133.27	60,740.69	(5,392.58)	-8.15%	19,447.33	15,716.73	(3,730.60)	-19.18%	
	COMBINED									
YORK COUNTY & POQUOSON	CIRCUIT	667,862.16	700,190.11	32,327.95	4.84%	101,676.79	100,655.78	(1,021.01)	-1.00%	Quadros & Associates
	DISTRICT	1,675,094.18	1,737,273.41	62,179.23	3.71%	233,847.63	231,371.66	(2,475.97)	-1.06%	
	J & DR	50,397.31	57,358.10	6,960.79	13.81%	7,322.86	7,287.40	(35.46)	-0.48%	
	COMBINED									

FY07 Fines and Fees Report

LOCALITY	COURT	Court Clerks				Commonwealth's Attorneys				
		FY06 Collections	FY07 Collections	Variance FY06 to FY07	Percent Variance	FY06 Net Collections	FY07 Net Collections	Variance FY06 to FY07	Percent Variance	Collection Method
ALEXANDRIA	CIRCUIT	1,425,637.62	1,550,094.69	124,457.07	8.73%	257,528.54	235,872.03	(21,656.51)	-8.41%	Taxation
	DISTRICT	2,740,945.43	3,143,030.05	402,084.62	14.67%	362,136.17	318,507.86	(43,628.31)	-12.05%	
	J & DR	51,265.59	49,209.32	(2,056.27)	-4.01%	23,020.53	16,932.78	(6,087.75)	-26.44%	
	COMBINED									
BRISTOL	CIRCUIT	366,606.84	382,636.42	16,029.58	4.37%	45,352.37	44,059.67	(1,292.70)	-2.85%	Taxation
	DISTRICT	827,182.68	1,001,155.12	173,972.44	21.03%	102,330.60	127,442.49	25,111.89	24.54%	
	J & DR	32,595.73	28,031.72	(4,564.01)	-14.00%	6,720.46	5,063.83	(1,656.63)	-24.65%	
	COMBINED									
BUENA VISTA	CIRCUIT	129,795.42	116,748.17	(13,047.25)	-10.05%	22,940.41	21,100.74	(1,839.67)	-8.02%	Taxation
	DISTRICT									
	J & DR									
	COMBINED	213,326.09	213,986.95	660.86	0.31%	27,426.86	33,890.41	6,463.55	23.57%	
CHARLOTTESVILLE	CIRCUIT	521,365.36	483,933.83	(37,431.53)	-7.18%	121,074.83	126,703.89	5,629.06	4.65%	Taxation
	DISTRICT	1,186,441.77	1,174,085.71	(12,356.06)	-1.04%	151,535.49	141,621.09	(9,914.40)	-6.54%	
	J & DR	46,442.07	40,759.31	(5,682.76)	-12.24%	18,451.29	18,290.41	(160.88)	-0.87%	
	COMBINED									
CHESAPEAKE	CIRCUIT	3,835,378.83	3,744,183.41	(91,195.42)	-2.38%	436,297.50	501,217.46	64,919.96	14.88%	Huff, Poole, & Mahoney
	DISTRICT	6,250,048.12	6,500,870.35	250,822.23	4.01%	961,543.07	843,514.38	(118,028.69)	-12.27%	
	J & DR	215,425.58	178,708.43	(36,717.15)	-17.04%	37,295.33	42,563.22	5,267.89	14.12%	
	COMBINED									

FY07 Fines and Fees Report

LOCALITY	COURT	Court Clerks				Commonwealth's Attorneys				
		FY06 Collections	FY07 Collections	Variance FY06 to FY07	Percent Variance	FY06 Net Collections	FY07 Net Collections	Variance FY06 to FY07	Percent Variance	Collection Method
COLONIAL HEIGHTS	CIRCUIT	546,964.57	671,741.13	124,776.56	22.81%	120,694.30	127,481.89	6,787.59	5.62%	Taxation
	DISTRICT									
	J & DR									
	COMBINED	834,912.81	1,122,354.50	287,441.69	34.43%	181,614.79	220,748.11	39,133.32	21.55%	
DANVILLE	CIRCUIT	40,351.00	39,192.50	(1,158.50)	-2.87%	458,225.97	446,921.32	(11,304.65)	-2.47%	In-House Program
	DISTRICT	935,955.80	1,122,697.36	186,741.56	19.95%	163,868.56	152,788.55	(11,080.01)	-6.76%	
	J & DR	39,740.53	37,470.23	(2,270.30)	-5.71%	22,707.40	29,582.99	6,875.59	30.28%	
	COMBINED									
EMPORIA	CIRCUIT									Taxation
	DISTRICT									
	J & DR									
	COMBINED	1,871,373.37	1,895,851.23	24,477.86	1.31%	184,716.59	183,666.25	(1,050.34)	-0.57%	
FAIRFAX CITY	CIRCUIT									Taxation
	DISTRICT	1,400,251.01	1,364,928.77	(35,322.24)	-2.52%	116,171.24	101,750.33	(14,420.91)	-12.41%	
	J & DR									
	COMBINED									
FALLS CHURCH	CIRCUIT									Taxation
	DISTRICT									
	J & DR									
	COMBINED	666,763.92	603,044.08	(63,719.84)	-9.56%	60,459.39	48,080.92	(12,378.47)	-20.47%	

FY07 Fines and Fees Report

LOCALITY	COURT	Court Clerks				Commonwealth's Attorneys				
		FY06 Collections	FY07 Collections	Variance FY06 to FY07	Percent Variance	FY06 Net Collections	FY07 Net Collections	Variance FY06 to FY07	Percent Variance	Collection Method
FRANKLIN CITY	CIRCUIT									Taxation
	DISTRICT									
	J & DR									
	COMBINED	204,897.48	308,077.85	103,180.37	50.36%	32,740.71	48,430.54	15,689.83	47.92%	
FREDERICKS-BURG	CIRCUIT	562,734.20	487,976.54	(74,757.66)	-13.28%	139,933.99	137,600.47	(2,333.52)	-1.67%	Taxation
	DISTRICT	1,246,396.76	1,416,174.24	169,777.48	13.62%	209,463.53	189,890.76	(19,572.77)	-9.34%	
	J & DR	56,909.21	51,634.76	(5,274.45)	-9.27%	18,219.47	19,927.32	1,707.85	9.37%	
	COMBINED									
GALAX	CIRCUIT									Taxation
	DISTRICT									
	J & DR									
	COMBINED	290,152.07	309,244.91	19,092.84	6.58%	58,428.92	59,562.65	1,133.73	1.94%	
HAMPTON	CIRCUIT	1,797,129.61	1,751,340.52	(45,789.09)	-2.55%	158,434.00	152,180.00	(6,254.00)	-3.95%	City of Hampton
	DISTRICT	3,651,229.05	4,023,326.26	372,097.21	10.19%	519,413.00	557,593.00	38,180.00	7.35%	
	J & DR	128,093.06	102,622.57	(25,470.49)	-19.88%	43,110.00	37,997.00	(5,113.00)	-11.86%	
	COMBINED									
HOPEWELL	CIRCUIT	220,054.28	204,651.92	(15,402.36)	-7.00%	79,936.27	74,100.44	(5,835.83)	-7.30%	Taxation
	DISTRICT									
	J & DR									
	COMBINED	561,456.24	549,698.26	(11,757.98)	-2.09%	125,170.68	121,048.22	(4,122.46)	-3.29%	

FY07 Fines and Fees Report

LOCALITY	COURT	Court Clerks				Commonwealth's Attorneys				
		FY06 Collections	FY07 Collections	Variance FY06 to FY07	Percent Variance	FY06 Net Collections	FY07 Net Collections	Variance FY06 to FY07	Percent Variance	Collection Method
LYNCHBURG	CIRCUIT	956,530.07	945,371.15	(11,158.92)	-1.17%	239,207.56	190,325.64	(48,881.92)	-20.43%	Taxation
	DISTRICT	1,739,070.21	1,901,165.90	162,095.69	9.32%	315,096.90	325,893.25	10,796.35	3.43%	
	J & DR	97,071.75	90,195.38	(6,876.37)	-7.08%	34,721.87	37,759.33	3,037.46	8.75%	
	COMBINED									
MARTINSVILLE	CIRCUIT	492,134.44	426,908.14	(65,226.30)	-13.25%	149,847.32	126,601.99	(23,245.33)	-15.51%	Taxation
	DISTRICT	648,450.83	578,252.96	(70,197.87)	-10.83%	95,801.72	96,028.02	226.30	0.24%	
	J & DR	36,440.20	42,013.62	5,573.42	15.29%	13,457.96	16,294.90	2,836.94	21.08%	
	COMBINED									
NEWPORT NEWS	CIRCUIT	2,775,778.74	2,435,106.67	(340,672.07)	-12.27%	799,977.67	790,837.18	(9,140.49)	-1.14%	Taxation
	DISTRICT	5,297,542.44	5,262,170.35	(35,372.09)	-0.67%	955,896.81	953,274.35	(2,622.46)	-0.27%	Quadros
	J & DR	220,223.62	227,501.30	7,277.68	3.30%	88,355.06	86,373.21	(1,981.85)	-2.24%	Taxation
	COMBINED									
NORFOLK	CIRCUIT	947,917.42	883,416.95	(64,500.47)	-6.80%	726,240.66	889,114.82	162,874.16	22.43%	Glasser & Glasser
	DISTRICT	4,580,172.31	5,458,209.86	878,037.55	19.17%	1,290,654.81	1,377,429.07	86,774.26	6.72%	
	J & DR	118,210.31	103,866.03	(14,344.28)	-12.13%	53,318.88	61,593.34	8,274.46	15.52%	
	COMBINED									
PETERSBURG	CIRCUIT	735,785.41	1,026,979.33	291,193.92	39.58%	170,307.01	144,680.62	(25,626.39)	-15.05%	Taxation
	DISTRICT	1,689,813.41	2,387,187.28	697,373.87	41.27%	275,450.48	267,864.77	(7,585.71)	-2.75%	
	J & DR	73,675.73	66,229.69	(7,446.04)	-10.11%	38,723.94	36,353.90	(2,370.04)	-6.12%	
	COMBINED									

FY07 Fines and Fees Report

LOCALITY	COURT	Court Clerks				Commonwealth's Attorneys				
		FY06 Collections	FY07 Collections	Variance FY06 to FY07	Percent Variance	FY06 Net Collections	FY07 Net Collections	Variance FY06 to FY07	Percent Variance	Collection Method
PORTSMOUTH	CIRCUIT	415,001.77	429,226.86	14,225.09	3.43%	341,682.00	378,372.10	36,690.10	10.74%	Roland W. Dodson
	DISTRICT	2,402,065.78	2,078,999.99	(323,065.79)	-13.45%	391,043.00	375,482.38	(15,560.62)	-3.98%	
	J & DR	87,507.22	71,965.81	(15,541.41)	-17.76%	32,744.00	30,872.37	(1,871.63)	-5.72%	
	COMBINED									
RADFORD	CIRCUIT	277,482.48	320,209.74	42,727.26	15.40%	44,485.75	51,898.28	7,412.53	16.66%	Taxation
	DISTRICT									
	J & DR									
	COMBINED	721,736.05	701,062.74	(20,673.31)	-2.86%	132,586.29	120,557.35	(12,028.94)	-9.07%	
RICHMOND CITY	CIRCUIT	569,230.42	648,958.37	79,727.95	14.01%	325,387.07	325,772.48	385.41	0.12%	Marvel Collections / Parrish & Lebar
	DISTRICT	5,234,936.54	6,450,749.22	1,215,812.68	23.22%	1,123,755.61	1,104,484.08	(19,271.53)	-1.71%	
	J & DR	95,831.47	63,812.96	(32,018.51)	-33.41%	45,615.62	38,075.61	(7,540.01)	-16.53%	
	COMBINED									
RICHMOND CITY (MANCHESTER)	CIRCUIT	159,896.66	-	(159,896.66)	- - -					Marvel Collections / Parrish & Lebar
	DISTRICT	649,301.74	794,763.23	145,461.49	22.40%					
	J & DR									
	COMBINED									
ROANOKE CITY	CIRCUIT	590,656.80	609,811.63	19,154.83	3.24%	117,658.61	116,994.38	(664.23)	-0.56%	In-House Program
	DISTRICT	2,782,068.57	3,185,960.04	403,891.47	14.52%	297,603.51	351,483.04	53,879.53	18.10%	
	J & DR	84,208.15	96,681.51	12,473.36	14.81%	18,816.60	20,882.93	2,066.33	10.98%	
	COMBINED									

FY07 Fines and Fees Report

LOCALITY	COURT	Court Clerks				Commonwealth's Attorneys				
		FY06 Collections	FY07 Collections	Variance FY06 to FY07	Percent Variance	FY06 Net Collections	FY07 Net Collections	Variance FY06 to FY07	Percent Variance	Collection Method
SALEM	CIRCUIT	171,406.43	201,764.03	30,357.60	17.71%	53,664.28	61,548.35	7,884.07	14.69%	Taxation
	DISTRICT									
	J & DR									
	COMBINED	590,174.67	665,803.45	75,628.78	12.81%	96,806.46	86,611.76	(10,194.70)	-10.53%	
STAUNTON	CIRCUIT	189,333.65	202,413.18	13,079.53	6.91%	75,883.58	86,975.89	11,092.31	14.62%	Taxation
	DISTRICT	580,771.63	657,964.52	77,192.89	13.29%	109,463.08	108,550.37	(912.71)	-0.83%	
	J & DR	52,678.13	52,261.40	(416.73)	-0.79%	18,017.24	21,086.44	3,069.20	17.03%	
	COMBINED									
SUFFOLK	CIRCUIT	1,128,378.31	863,494.81	(264,883.50)	-23.47%	290,358.31	284,731.93	(5,626.38)	-1.94%	Taxation
	DISTRICT	1,932,114.31	1,590,840.68	(341,273.63)	-17.66%	282,705.03	233,957.03	(48,748.00)	-17.24%	
	J & DR	85,400.45	65,733.99	(19,666.46)	-23.03%	29,303.93	23,775.05	(5,528.88)	-18.87%	
	COMBINED									
VIRGINIA BEACH	CIRCUIT	5,666,048.20	6,141,301.28	475,253.08	8.39%	687,274.07	630,517.24	(56,756.83)	-8.26%	Huff, Poole & Mahoney
	DISTRICT	11,666,155.57	13,262,140.72	1,595,985.15	13.68%	1,829,083.98	1,904,815.59	75,731.61	4.14%	
	J & DR	591,844.41	564,792.34	(27,052.07)	-4.57%	89,183.70	78,067.73	(11,115.97)	-12.46%	
	COMBINED									
WAYNESBORO	CIRCUIT	142,302.00	162,601.40	20,299.40	14.27%	71,254.57	81,918.41	10,663.84	14.97%	Taxation
	DISTRICT	656,465.82	649,017.63	(7,448.19)	-1.13%	104,283.98	98,622.40	(5,661.58)	-5.43%	
	J & DR	51,971.26	47,387.27	(4,583.99)	-8.82%	16,469.88	17,064.55	594.67	3.61%	
	COMBINED									

FY07 Fines and Fees Report

LOCALITY	COURT	Court Clerks				Commonwealth's Attorneys				
		FY06 Collections	FY07 Collections	Variance FY06 to FY07	Percent Variance	FY06 Net Collections	FY07 Net Collections	Variance FY06 to FY07	Percent Variance	Collection Method
WINCHESTER	CIRCUIT	516,439.07	491,189.51	(25,249.56)	-4.89%	124,257.59	113,336.40	(10,921.19)	-8.79%	Taxation
	DISTRICT	1,052,140.92	1,104,816.06	52,675.14	5.01%	188,547.58	164,003.70	(24,543.88)	-13.02%	
	J & DR	52,405.45	53,484.80	1,079.35	2.06%	11,331.50	12,380.37	1,048.87	9.26%	
	COMBINED									
TOTAL		\$329,814,072.99	\$345,639,311.21	\$15,825,238.22	4.80%	\$43,736,597.10	\$45,362,882.23	\$1,626,285.13	3.72%	

footnote 1

Courts Fines and Fees Data - Assessment and collection data for courts is provided by the Supreme Court of Virginia in the Financial Management System's Final BR22 Report (excluding Fairfax County, which reports assessment and collection information directly to the Compensation Board, beginning in FY05). Some collection data is reported separately by the Supreme Court for Arlington and Falls Church, Fairfax County and Fairfax City, Grayson County and Galax, Greenville County and Emporia, Richmond City and Richmond City (Manchester), and Southampton County and Franklin City. The Supreme Court of Virginia reports combined fines and fees assessment and collection efforts for James City County and Williamsburg, Prince William County, Manassas and Manassas Park, Rockingham County and Harrisonburg, and York County and Poquoson.

footnote 2

Delinquent Fines and Fees Data - A collection agent for each locality provides assessment and collection data for delinquent fines and fees. Such data is certified by the Commonwealth's Attorney and reported to the Compensation Board for annual reporting. The Commonwealth's Attorney's data combines reporting of assessment and collection efforts for James City County and Williamsburg, Prince William County, Manassas and Manassas Park, Richmond City and Richmond City (Manchester), Rockingham County and Harrisonburg, and York County and Poquoson. The Commonwealth's Attorneys for Arlington and Falls Church, Fairfax County and Fairfax City, Grayson County and Galax, Greenville County and Emporia, and Southampton County and Franklin City report fines and fees assessment and collection efforts separately for the county and city.

APPENDIX

Appendix 1

FY07 Collection Form for Fines and Fees

Appendix 2

Supreme Court Guidelines and Model Contract for the Collection of Unpaid Fines, Costs, Forfeitures, and Penalties by Private Contractors, January 14, 1999

Appendix 3

FY08 Policy Statement for Fines and Fees: Commonwealth's Attorney

Appendix 4

FY08 Policy Statement for Fines and Fees: Clerk of the Circuit Court

Appendix 5

FY08 Election for the Collection Method of Fines and Fees: Commonwealth's Attorney

Appendix 6

Code of Virginia sections on the collection of fines and fees, including the full text of § 19.2-349.

Appendix 1: FY07 Collection Form for Fines and Fees

Report of the Commonwealth's Attorney for July 1, 2006 through June 30, 2007. Pursuant to § 19.2-349 B, Code of Virginia

Commonwealth's Attorney for: _____ city/county Locality Code: _____

COURT	Column A Total Assessments <small>delinquent fines, costs, forfeitures, penalties & restitution assessed in this period</small>	Column B Deleted or Removed accounts	Column C PAID accounts as reported by Department of Taxation's Debt Set-off Program	Column D Subtotal - Net Assessments <small>(A - B - C = D)</small>	Column E Total - Gross Collections <small>of fines, costs, forfeitures, penalties & restitution collected and deposited in this period</small>	Column F Collection Fee	Column G Total - Net Collections <small>(E - F = G)</small>	Column H Collection Rate <small>(E / D = H)</small>
Circuit	\$	\$	\$	\$	\$	\$	\$	%
General District	\$	\$	\$	\$	\$	\$	\$	%
J & DR	\$	\$	\$	\$	\$	\$	\$	%
Combined	\$	\$	\$	\$	\$	\$	\$	%
Totals	\$	\$	\$	\$	\$	\$	\$	%

COURT	FY07 Collection Method	IN-HOUSE Collections ONLY		<p>Based on information provided to me by the courts and my collection program, I certify that this report is a true and accurate statement of the total fines and costs collected and deposited by me or on my behalf.</p> <p>Date: _____</p> <p>Printed Name: _____</p> <p>Signature: _____</p> <p>Collection Methods in FY07:</p> <p>DEPARTMENT OF TAXATION IN-HOUSE PROGRAM CITY / COUNTY TREASURER</p> <p>LOCAL ATTORNEY (provide name) PRIVATE COLLECTION AGENT (provide name)</p>
Circuit		Total from Column F above	\$	
General District		Expenses for collection efforts	\$	
J & DR		Surplus/(deficit)	\$	
Combined		To locality date_____	\$	
Totals		To state date_____	\$	

FY07 Instructions for Collection Form for Fines and Fees Report of the Commonwealth's Attorney

Please TYPE information on form. Fill out one form per locality (do not combine data for separate localities).

The Commonwealth's Attorney has discretion to delegate preparation of the fines and fees collection form to the collection agent or an employee of the office, but ultimately the Commonwealth's Attorney is responsible for the content of the report. The Auditor of Public Accounts reviews these reports on an annual basis; therefore, all information used to prepare the report should be kept available.

For General District Court reporting, please combine separate divisions into one general district amount and submit one form. For localities that use more than one collection method during the year, please combine the amounts and submit one form.

- Column A:** Enter the total amount of **assessments** for delinquent fines, costs, forfeitures, penalties, and restitution in this period (as taken from the Financial Management System of the Supreme Court of Virginia Final BR22 June 30, 2007 report).
- Column B:** Enter the amount of **accounts manually removed** by the Clerk of the Court. The Commonwealth's Attorney should approve amounts manually removed. Supporting documentation, including the reason for the removal, should be maintained for auditing purposes.
- Column C:** Enter the amount of **accounts reported as "paid"** by Department of Taxation's Debt Set-Off program (provided by the Clerk of the Court).
- Column D:** Enter the Subtotal. This subtotal represents **net assessments**. Column D equals Column A minus Column B minus Column C ($A - B - C = D$).
- Column E:** Enter the total amount of **gross collections** for fines, costs, forfeitures, penalties, and restitution deposited in the reporting period (as provided by the Department of Taxation, your In-House program, city/county Treasurer, local attorney, or private collection agent).
- Column F:** Enter the **fee for collection services**. If your office is charged a flat fee for collecting fines and fees, enter that amount in this column.
- Column G:** Enter the **net collections** that were deposited to the court. Column G equals Column E minus Column F ($E - F = G$). Reconcile to the Clerk of the Court's records.
- Column H:** Calculate the **collection rate** of each court. Column H equals Column E divided by Column D ($E / D = H$).

Collection Agent: Enter fines and fees data and collection method. **Commonwealth's Attorney:** sign, date, and print name. **Fax** to Lisa Carson at (804) 371-0235 not later than Monday, **August 13, 2007**.

Appendix 2: Supreme Court Guidelines and Model Contract for the Collection of Unpaid Fines, Costs, Forfeitures, and Penalties by Private Contractors, January 14, 1999

EXECUTIVE SECRETARY
ROBERT N. BALDWIN
ASST. EXECUTIVE SECRETARY
FREDERICK A. MOONNET, JR.

SUPREME COURT OF VIRGINIA
ADMINISTRATIVE OFFICE
THIRD FLOOR
100 NORTH NINTH STREET
RICHMOND, VIRGINIA 23219
(804) 786-5455

DIR. DISPUTE RESOLUTION SERVICES
BARBARA L. HULBURT
DIR. EDUCATIONAL SERVICES
THOMAS N. LANGHORNE, III
DIR. FISCAL SERVICES
CHARLES P. WOOD, JR.
DIR. JUDICIAL PLANNING
KATHY L. HAYS
DIR. LEGAL RESEARCH
STEVEN L. DALE HURA
DIR. MGMT. INFORMATION SYSTEMS
KENNETH C. WITTENDORF
DIR. PERSONNEL
CATHERINE F. ADEE
DIR. TECHNICAL ASSISTANCE
DONALD R. LUCIO

MEMORANDUM

TO: Circuit and District Court Judges
Commonwealth's Attorneys
Circuit and District Court Clerks

FROM: Robert N. Baldwin *RNB*
Executive Secretary of the Supreme Court of Virginia

DATE: January 14, 1999

RE: Guidelines and Model Form Contract for the Collection of Unpaid Fines, Costs, Forfeitures, and penalties by Private Contractors

As directed by the 1998 Appropriations Act, a workgroup composed of representatives of the Department of Accounts, the Commonwealth Competition Council, the Commonwealth Attorney Services Council, the Auditor of Public Accounts, the State Compensation Board, the Department of Taxation, the Office of the Attorney General, the Supreme Court of Virginia, a private collection attorney, and court personnel, was established to develop procedures and guidelines and a model contract for the collection of delinquent court ordered fines, costs, forfeitures, and penalties by private collection attorneys or the Department of Taxation.

The enclosed GUIDELINES PROMULGATED PURSUANT TO VIRGINIA CODE §19.2-349 and the FORM FOR CONTRACTS CREATED PURSUANT TO VIRGINIA CODE §19.2-349 have been approved by the Office of the Attorney General, the Executive Secretary of the Supreme Court, the Department of Taxation, and the Compensation Board.

The new language in the guidelines and form for contracts were developed to allow debtors to have the option of paying their debt at either the appropriate court or to the private collection contractor. If the debtor makes payments directly to the court, the compensation due to a private contractor for the collection of that account will be calculated at a rate three percentage points less than the amount agreed to in the contract by the Commonwealth's Attorney and the private contractor. It is the responsibility of the private contractor to notify the Director of Management Information Systems for the Office of the Executive Secretary of the Supreme Court of Virginia in writing of the percentage rate agreed to by the Commonwealth Attorney and the contractor within five business days of the effective date of the contract.

Pursuant to subsection E of item 22 of Chapter 1 of the 1998 Special Session of the General Assembly, the Office of the Executive Secretary of the Supreme Court (OES) has enhanced the automated financial management system (FMS) to accept payments made directly to the court by debtors. Additionally, procedures have been established for the clerks of all district and circuit courts to accept the remittance of unpaid delinquent court-ordered fines, costs, forfeitures, and penalties. Court clerks shall transmit to the private collection contractor on a weekly basis a record of all payments received during that period by the court directly from the debtor. The clerk will also include a check drawn on the court's account made payable to the private contractor which reflects all commissions due the contractor for payments received by the court during that period on accounts of the contractor and any necessary adjustments for items such as dishonored checks and disputed credit card payments. The commission check will be transmitted with the court's weekly report of payments received.

Once a contract has been executed by a Commonwealth Attorney and a private collection contractor or the Department of Taxation, the Commonwealth Attorney should promptly notify the Clerk of the appropriate court as to the effective date of the contract.

Should you have any questions regarding the guidelines or model form contract please contact the Department of Technical Assistance for the Office of the Executive Secretary of the Supreme Court of Virginia at (804) 786-6455.

Attachments

GUIDELINES PROMULGATED PURSUANT TO
VIRGINIA CODE § 19.2-349
October 1, 1998

PURPOSE OF GUIDELINES

The primary purposes of these guidelines are to provide the framework for Commonwealth's Attorneys to contract with a private contractor (a private attorney or a private collection agency) or the Department of Taxation for collecting unpaid fines, costs, forfeitures and penalties and, thereby to assist the Commonwealth's Attorneys in meeting their statutory duties under Virginia Code § 19.2-349 to make inquiry as to why such amounts are unpaid and, if they can be satisfied, to institute collection procedures. The guidelines are also designed to provide for an effective coordination of efforts among the courts, Commonwealth's Attorneys, and the contractors. This coordination includes fiscal accountability and proper reporting to ensure proper and timely crediting of payments.

These guidelines are authorized by Virginia Code § 19.2-349, which requires that all contracts must comply with guidelines promulgated by the Office of the Attorney General, the Executive Secretary of the Supreme Court, the Department of Taxation, and the Compensation Board.

CONTRACT GUIDELINES

1. The contract made pursuant to Virginia Code § 19.2-349 is made between a contractor, either an attorney in private practice who is a member in good standing with the Virginia State Bar, a private collection agency or the Department of Taxation, and the Commonwealth's Attorney for the local jurisdiction. The contractor is an independent contractor and not an agent of the Commonwealth's Attorney. The contract contemplates that the contractor shall make reasonable and diligent efforts by lawful means to collect unpaid fines, costs, forfeitures or penalties in cases referred to a contractor by the Commonwealth's Attorney. Court-ordered restitution in a criminal case is not a debt contemplated under the contract. [See Form Contract Paragraphs 1, 2].

2. The contracting attorney may not subcontract to any other individual or agency unless co-counsel is required in those instances when the debtor is located in another state. Any such subcontract must be approved in writing by the Commonwealth's Attorney. This provision does not prohibit the use of other lawyers in the same firm or professional corporation. A contracting collection agency may not refer the account to another collection agency or to an attorney. [See Form Contract Paragraph 3].

3. The period of the contract will be twelve months. It may be renewed for no more than four additional twelve-month periods, provided such renewals are pursuant to prevailing terms and conditions as promulgated and amended by the Office of the Attorney General, the Executive Secretary of the Supreme Court, the Department of Taxation and the Compensation Board. The contractor will be compensated in an amount negotiated between the Commonwealth's Attorney and the contractor. Typically, this amount will not exceed 30 percent of all monies actually collected through the contractor's efforts. It is the responsibility of the contractor to notify the Office of the Executive Secretary of the Supreme Court of the compensation percentage rate agreed to by the Commonwealth's Attorney and the contractor. Such notification shall occur within five business days of the effective date of the commencement, renewal, or amendment of this contract. If the debtor makes payments directly to the court, the compensation due to a private contractor for the collection of that account shall be calculated at a rate which is three percentage points less than the amount agreed to by the Commonwealth's Attorney and the private contractor. [See Form Contract Paragraphs 4, 8].

4. Each account shall be transferred to the contractor at the time the contract is effective until the account is collected in full or until termination, whichever occurs first, subject to the provisions of Virginia Code § 19.2-341. The compensation due the contractor shall be calculated by the terms of the contract in effect at the time the payment is collected, even if the contractor had undertaken collection efforts on the account under a predecessor contract prior to the effective date of the current contract. [See Form Contract Paragraphs 8, 9].

5. Should the contract terminate for any reason whatsoever, the contractor shall return all accounts to the Commonwealth's Attorney together with a report containing the account status, address and employment information concerning the debtor, to the extent permitted by law. In addition, the contractor shall provide a schedule of all accounts which have been docketed in any circuit court. A copy of this report shall also be sent to the appropriate court. The contractor shall also file a final report in compliance with paragraphs 9 and 10 of the guidelines. After the contract has terminated, the contractor may not accept direct payments from the debtor and the contractor will not be compensated for any payments made to the court. The contractor may not begin collection efforts on any new accounts after the contract period has terminated. [See Form Contract Paragraphs 4, 7].

6. The contract is subject to amendment at any time by the provisions approved by the Office of the Attorney General, the Executive Secretary of the Supreme Court, the Department of Taxation, and the Compensation Board. However, should any such required amendment be unacceptable to any party, that party may terminate the contract. The parties are bound to adhere to current guidelines as they are promulgated and/or amended by the Office of the Attorney General, the Executive Secretary of the Supreme Court, the Department of Taxation, and the Compensation Board. Amendments to the guidelines will be sent to the contractor within five business days after receipt by the Commonwealth's Attorney. In general, either party may terminate the contract for any reason upon ninety days notice. If the contract is terminated, the contractor must return all unused forms which have been provided by the court for his use in his duties pursuant to the contract. [See Form Contract Paragraphs 5, 6, 7].

7. The clerk of the appropriate court will provide to the Commonwealth's Attorney a list of cases having unpaid fines, costs, forfeitures and penalties, hereafter called "accounts," which will be in the form of a list of judgments resulting from such cases. This list will be provided to the contractor by the Commonwealth's Attorney. The contractor will not be provided the file or copies of the files on a routine basis. However, the clerk will provide reasonable access to such files on a mutually convenient schedule with the contractor. [See Form Contract Paragraph 9].

8. The contractor has no authority whatsoever to compromise or settle a claim for less than the amount due, including interest. The contractor shall be responsible for calculating and collecting ongoing interest using interest tables provided by the appropriate court. [See Form Contract Paragraph 10].

9. (a) A private contractor shall make reports and disbursements to the clerk of the appropriate court no less frequently than on a monthly basis. A copy of these reports must be provided to the Commonwealth's Attorney for information purposes. The contractor may choose to make reports and disbursements more frequently than on a monthly basis. Each report, however, must be accompanied by a disbursement check to cover the monies collected by the private contractor since the last report filed. [See Form Contract Paragraphs 11, 12].

(b) Pursuant to subsection E of item 22 of Chapter 1 of the 1998 Special Session of the General Assembly, the Office of the Executive Secretary of the Supreme Court (OES) has established the following procedures for the clerks of all district and circuit courts to accept the remittance of unpaid delinquent court-ordered fines, costs, forfeitures and penalties:

On a weekly basis, the clerk of the appropriate court shall transmit to the private contractor a record of all payments received during that period by the court directly from the debtor. On a weekly basis, the clerk will draw a check on the court's account made payable to the private contractor which reflects all commissions due the contractor for payments receipted by the court during that period on accounts of the contractor and any necessary adjustments for items such as dishonored checks and disputed credit card payments. This check will be transmitted with the court's weekly report of payments received.

10. A private contractor may wait for a period of no longer than one monthly reporting period after receipt of a debtor's check to ensure payment on the debtor's check before report and disbursement of these monies to the clerk. No refunds will be made by the clerk to the contractor

for non-payment on a debtor's check. [See Form Contract Paragraphs 11, 12].

11. A private contractor must use forms which are approved by the OES. The contractor must use any new forms created by the OES, any forms as amended by the OES, and cease using forms withdrawn by the OES as such changes are implemented, without further amendment of the contract. Notification of formal changes shall be sent to the contractor within five business days after receipt by the Commonwealth's Attorney. [See Form Contract Paragraph 13].

12. The contractor shall not engage in any unethical or illegal actions in the collection of these accounts. A private contractor must agree to bear the liability for any errors, damages, or injuries that occur during the course of his contract and as a result of his contract work. The Commonwealth of Virginia and the Commonwealth's Attorney must be held harmless for any such damages. The contractor must also agree to retain all records for a period of at least five years and make the records available for inspection at any time by the Auditor of Public Accounts and/or by the Commonwealth's Attorney. [See Form Contract Paragraphs 14, 15].

13. At no additional cost to the Commonwealth of Virginia (including its courts and its Commonwealth's Attorneys), the contractor will bond or otherwise insure through insurers the faithful performance of all personnel in his office who may collect and disburse funds collected on unpaid fines, costs, forfeitures and penalties for at least \$10,000.00 each, or such higher sum as will provide coverage for collections, and shall provide documentary proof of such coverage to the Commonwealth's Attorney. The bond applicable to the Department of Taxation pursuant to Virginia Code § 58.1-201 shall satisfy this requirement. [See Form Contract Paragraph 16].

GUIDELINES FOR PARTIES TO THE CONTRACT

A. Only one contractor shall be under contract at any time to collect any unpaid fines, costs, forfeitures and penalties imposed by a particular court.

B. In selecting a contractor, the Commonwealth's Attorney should take into account the expertise of each potential contractor together with the fee for which he is willing to perform services. There are a variety of ways in which such services can be obtained on a competitive basis, such as a Request for Proposal or competitive negotiations with several qualified potential contractors at the same time. Selection of a contractor on a competitive basis shall be made in accordance with the applicable provisions of the Virginia Public Procurement Act, Virginia Code §§ 11-35 through 11-80.

C. Commonwealth's Attorneys who serve on a part-time basis may not contract with themselves in their private capacity to make collections for the various courts.

D. Parties to the contract should be aware that it may be a violation of the Virginia Code of Professional Responsibility for a contractor who is an attorney to represent defendants in criminal cases in the same jurisdiction in which the Commonwealth's Attorney prosecutes criminal cases.

E. The Commonwealth's Attorney shall provide to the clerk of the appropriate court a list of all accounts which have been referred to the contractor for collection by use of an appropriately marked copy of the list. A copy of any contract entered into by the Commonwealth's Attorney pursuant to Virginia Code § 19.2-349 shall be promptly filed after execution with the clerk of the court for which money is to be collected.

F. The contractor should be advised that the Commonwealth's Attorney has access to certain information from the Department of Motor Vehicles and/or the Virginia Employment Commission which could facilitate the collection process. The Commonwealth's Attorney should provide this information to the contractor when requested in a manner acceptable to the Commonwealth's Attorney. The contractor may use this information only in furtherance of collection efforts under the terms of the contract.

G. The contractor must take appropriate steps to ensure that judgments are docketed in each jurisdiction wherein the debtor is known to own an interest in realty. The contractor should notify the clerk in writing when a judgment has been docketed in a jurisdiction other than that in which the fines, costs, forfeitures and penalties were originally imposed. The contractor must release any judgment obtained while under contract upon full payment at any time while the contractor retains the authority to do so under the terms of the contract. [See Form Contract Paragraph 7]

H. In entering into contracts under these Guidelines, Commonwealth's Attorneys should note that, because the Department of Taxation is a state agency, it may not be subject to all the provisions of the Model Contract which has been developed pursuant to the Guidelines. For example, the Department of Taxation is prohibited from disclosing information obtained from the United States Internal Revenue Service.

FORM FOR CONTRACTS CREATED PURSUANT TO
VIRGINIA CODE § 19.2-349
October 1, 1998

The Commonwealth's Attorney for the City/County of _____ (hereinafter referred to as "the Commonwealth's Attorney") and _____ (hereinafter referred to as "the Contractor") hereby agree as follows:

1. PURPOSE: The purpose of this contract is to obtain the services of the contractor to cause, on behalf of the Commonwealth, proper proceedings to be instituted for the collection and satisfaction of such fines, costs, forfeitures, and penalties and interest thereon as may be referred to him for collection and satisfaction by the Commonwealth. The parties expressly agree that the contractor is an independent contractor and not an agent of the Commonwealth's Attorney. Court-ordered payment of restitution to the victims of crimes is excluded from the terms of this contract. [See Contract Guidelines 1,2].

2. EFFORTS: The contractor shall make reasonable and diligent efforts by lawful means to collect all unpaid fines, costs, forfeitures or penalties and interest thereon in cases referred to him by the Commonwealth's Attorney. The contractor's failure to make such reasonable and diligent efforts may result in termination of the contract without prior notice. [See Contract Guideline 1].

3. ASSIGNMENT OF CONTRACT: This contract shall not be assignable by the contractor, in whole or in part. However, legal counsel may be retained, if the contractor is an attorney, for the assistance of collection efforts on individual cases if the debtor is located in a jurisdiction outside the Commonwealth of Virginia. Such a subcontract must be approved writing by the Commonwealth's Attorney. Any legal counsel retained in such a case must be located in the state in which the debtor is found. This provision does not prohibit the use of other lawyers in the same firm or professional corporation. [See Contract Guideline 2].

4. CONTRACT PERIOD: Subject to the following provisions, this contract is for the twelve-month period beginning _____ and ending _____.

a. The contract is renewable at the end of twelve months upon agreement of the parties and subject to terms and conditions promulgated by the Office of the Attorney General, the Executive Secretary of the Supreme Court, the Department of Taxation, and the Compensation Board, as they may exist at the time of renewal. After the initial term of the contract, the contract may not be renewed for more than four additional twelve-month periods.

b. In the event the contract terminates, either due to non-renewal or through the exercise of the right to termination by either or both parties, the contractor must relinquish all accounts to the Commonwealth's Attorney. After the contract has terminated, the contractor may not continue collection efforts on cases begun prior to the termination.

c. After the contract has terminated, a contractor may not accept payment from any debtor and the contractor will not be compensated for any payments made to the court for an account which had been referred to the contractor. [See Contract Guidelines 3, 5].

5. AMENDMENTS: This contract is subject to amendment at any time by provisions approved by the Office of the Attorney General, the Executive Secretary of the Supreme Court, the Department of Taxation, and the Compensation Board upon reasonable notice. If any such amendment is unacceptable to either party, that party may terminate the contract as provided in paragraph No.7 of this contract [See Contract Guideline 6].

6. ADHERENCE: The parties covenant and agree that they will at all times abide by current guidelines then in force and effect as they are promulgated and/or amended by the Office of the Attorney General, the Executive Secretary of the Supreme Court, the Department of Taxation, and the Compensation Board. [See Contract Guideline 6].

7. TERMINATION: Either party has the right to terminate this contract upon ninety days notice for any reason whatsoever. Upon termination, whether pursuant to this paragraph or to a failure to renew this contract in accordance with subparagraph 4(a), the contractor must return to the Clerk of the _____ Court of _____ City/County all unused forms provided to him by the said Court for use in the performance of the contractor's duties under this contract. The contractor shall also return all accounts to the Commonwealth's Attorney with a report containing the account status, address and employment information

concerning the debtor, to the extent permitted by law. In addition, the contractor shall provide a schedule of all accounts which have been docketed in any circuit court. A copy of this report shall also be sent to the appropriate court. [See Contract Guidelines 5, 6, G].

8. COMPENSATION:

- (a) The contractor shall be compensated in the amount of _____ percent of all monies collected and paid directly to the contractor. It is the responsibility of the contractor to notify the Office of the Executive Secretary of the Supreme Court of the rate of compensation agreed to by the Commonwealth's Attorney and the contractor. Such notification shall occur within five business days of the effective / date of the commencement, renewal or amendment of this contract. The compensation due the contractor shall be calculated by the terms of the contract in effect at the time the payment is collected, even if the contractor had undertaken collection efforts on the account under a predecessor contract prior to the effective date of the current contract.

- (b) For those payments made directly to the court on the contractor's accounts, the contractor shall be compensated at a rate which is three percentage points less than the rate agreed to by the Commonwealth's Attorney and the contractor. (This subparagraph applies only to contracts with private contractors.) [See Contract Guidelines 3, 4].

9. FORM OF REFERRAL: By statute (Va. Code §§ 19.2-340 and 19.2-341), unpaid fines, costs, forfeitures and penalties constitute a judgment in favor of the Commonwealth for which "execution may issue thereupon in the same manner as upon any other monetary judgment." Therefore, the clerk of the appropriate court will provide to the Commonwealth's Attorney a list of unpaid fines, costs, forfeitures and penalties. This list will contain the following:

- (1) The debtor's name;
- (2) The debtor's address according to the court's record;
- (3) If known, the debtor's social security number or driver's license number;
- (4) The principal amount due; and
- (5) The date from which interest is calculated.

This list will be provided to the contractor by the Commonwealth's Attorney. The contractor will not be provided the case files or copies of the files on a routine basis. Subject to the provisions of Virginia Code § 19.2-341, each account shall be transferred to the contractor until the account is collected in full or until termination of the contract, whichever occurs first. [See Contract Guidelines 4, 7].

10. SETTLEMENT OF CLAIMS: The parties to this contract expressly covenant and agree that the contractor has no authority whatsoever to compromise or otherwise settle any case for less than the amount of the judgment plus any accrued interest. [See Contract Guideline 8].

11. REPORTING REQUIREMENTS: The contractor will make a monthly report of collections on approved forms to the clerk of the appropriate court covering each calendar month. The monthly report shall be filed with the clerk on or before the fifteenth calendar day of the next following month. An informational copy of the monthly report also shall be sent to the *Commonwealth's* Attorney. (This paragraph applies only to contracts with private contractors.) [See Contract Guidelines 9, 10].

12. DISBURSEMENT OF COLLECTIONS: A private contractor shall make monthly disbursements of monies collected for each calendar month. The disbursement must be made by check drawn on an account of the contractor, which is to be made payable to the clerk of the appropriate court. The disbursement check is to be filed simultaneously with the monthly report on or before the fifteenth calendar day of the next following month. (This paragraph applies only to contracts with private contractors.) [See Contract Guidelines 9, 10].

13. MANDATORY USE OF STATE FORMS: Because of the Commonwealth's need for uniform accounting and reporting procedures within its courts, the contractor:

- (1) Will use forms approved by the Office of the Executive Secretary for handling and reporting the collection transactions in accordance with the instructions for using such forms provided through the clerk; and
- (2) Will use all new forms and the latest version of existing forms as they are promulgated in accordance with the instructions for using such forms and cease using any form the use of which has been officially

terminated.

As used in this contract:

"Accounts" means all individual listings of unpaid fines, costs, penalties, forfeitures and interest provided by the court.

"Forms" means official forms approved by the Office of the Executive Secretary of the Supreme Court of Virginia.

"Instructions" means the printed official directions for completing and distributing official forms. These instructions will be printed by the Office of the Executive Secretary of the Supreme Court of Virginia and distributed through the Clerk.

"Clerk" means the Clerk of the Court whose fines, costs, forfeitures, and penalties are being collected by the contractor.

[See Contract Guideline 11].

14. INSPECTION AND RETENTION OF RECORDS: The contractor expressly agrees to allow inspection and audit at any time by the Auditor of Public Accounts and/or the Commonwealth's Attorney of all records and files pertaining to accounts referred under this contract. The contractor further expressly agrees to retain the records of transactions under this contract for a period of no less than five years. [See Contract Guideline 12].

15. CIVIL LIABILITY:

(a) The contractor shall not engage in any unethical or illegal actions in the collection of these accounts.

- (b) The contractor agrees to be responsible for the work, to indemnify, to defend and to hold harmless the Commonwealth's Attorney, the Commonwealth of Virginia, its officers, agents and employees from the payment of all sums of money by reason of any claim against them arising out of any and all occurrences resulting in bodily or mental injury or property or monetary damage that may happen to occur in connection with and during the performance of the contract including but not limited to claims under the Workers' Compensation Act. The contractor agrees that he will, at all times, after completion of the work, be responsible for the work, indemnify, defend and hold blameless the Commonwealth's Attorney, the Commonwealth of Virginia, its officers, agents, and employees from all liabilities resulting from bodily or mental injury or property or monetary damage directly or indirectly arising out of the performance or non-performance of the contract (This subparagraph applies only to contracts with private contractors.) [See Contract Guideline 12].

16. PERFORMANCE BOND: The contractor, at no additional cost to the Commonwealth of Virginia (including its courts and its Commonwealth's Attorneys), will bond or otherwise insure through third party insurers licensed to do business in Virginia the faithful performance of the contractor and each person employed by him who may collect and disburse any unpaid fines, costs and other sums which the contractor was employed to collect. Each such person shall be individually bonded or insured for at least \$10,000.00 or such higher sum as will provide coverage for collections, with the Commonwealth of Virginia listed as an additional insured. The contractor shall provide documentary proof of such coverage to the Commonwealth's Attorney. The bond applicable to the Department of Taxation pursuant to Virginia Code § 58.1-201 shall satisfy this requirement. [See Contract Guideline 13].

17. ETHICS IN PUBLIC CONTRACTING: By entering into this contract, the contractor certifies that the contract is made without collusion or fraud and that he has not offered or received any kickbacks or inducements from any other potential contractor in connection with the award of this contract, and the contractor further certifies that he has not conferred on any public employee having official responsibility for making the award of this contract, any payment, loan, subscription, advance, deposit of money, services or anything of more than nominal value, present or promised unless consideration of substantially equal or greater value was exchanged.

18. APPLICABLE LAW AND COURTS: This contract shall be governed in all respects by the laws of the Commonwealth of Virginia and any litigation will respect thereto shall be brought in the courts of the Commonwealth. The contractor shall comply with applicable federal, state and local laws and regulations.

19. DEBARMENT STATUS: By entering into this contract, the contractor certifies that he is not currently debarred from submitting bids/proposals on contracts by any agency of the Commonwealth of Virginia, nor is he an

agent of any person or entity that is currently debarred from submitting bids/proposals on contracts by any agency of the Commonwealth of Virginia.

20. MEMBERSHIP IN VIRGINIA STATE BAR: By entering into this contract, the contractor certifies that he is a member in good standing of the Virginia State Bar. (This provision applies only if the contractor is an attorney.)

IN WITNESS THEREOF the parties have caused the agreement to be executed by the following duly-authorized officials:

_____ Commonwealth's Attorney

for _____ City/County on

_____ (Date)

_____ Contractor's Name and Title

or Corporate Affiliation on _____ (Date)

Appendix 3: FY08 Policy Statement for Fines and Fees: Commonwealth's Attorney

Policy and Procedure

Code of Virginia	<p>Pursuant to § 19.2-349, <u>Code of Virginia</u>, a Commonwealth's Attorney is required to cause proper proceedings to be instituted for the collection and satisfaction of all fines, costs, forfeitures, penalties and restitution. The Commonwealth's Attorney must follow collection guidelines promulgated by the Office of the Attorney General, the Executive Secretary of the Supreme Court with the Department of Taxation and the Compensation Board.</p> <p>If Commonwealth's Attorney does not undertake collection, he/she must contract with (i) private attorneys or private collection agencies, (ii) enter into an agreement with local governing body, (iii) enter into an agreement with the county or city treasurer, or (iv) use the services of the Department of Taxation. The Commonwealth's Attorney pays fees to an outside collection agent on a contingency basis out the proceeds of the amounts collected.</p> <p>The Department of Taxation and the Compensation Board shall establish procedures to be followed by court clerks, Commonwealth's Attorneys, other state agencies and any private attorneys or collection agents. The Department of Taxation and the Compensation Board shall report annually to the Governor and the General Assembly the total fines, costs, forfeitures and penalties assessed, collected, and unpaid and those which remain unsatisfied by each circuit or district court.</p>
Policy	<p>Prompt payment of fines and fees are ordered by the Court as a form of punishment for an offense committed, as well as a legitimate source of revenue for the locality and the Commonwealth. A Commonwealth's Attorney must take all measures under law to ensure that all fines, costs, penalties, forfeitures, and restitution as ordered by the Court are paid in full.</p>
Procedure	<p>A Commonwealth's Attorney must:</p> <ul style="list-style-type: none">• Choose a collection method by completing and signing a <i>FY08 Election for the Collection Method of Fines and Fees: Commonwealth's Attorney</i> and return by fax to the Compensation Board; and• Annually receive assessment and collection totals from his collection agent and file a report with the Compensation Board using the <i>FY07 Collection Form for Fines and Fees</i>.
Effective Date	<p>This policy is effective July 1, 2003, and amended on July 18, 2007. Unless otherwise noted, it shall remain in effect unless further amended. Any recommended amendments to this policy shall be communicated to and are subject to review by the Compensation Board.</p>

Certification

I am in compliance with the requirements of § 19.2-349, Code of Virginia, and I have reviewed the Supreme Court Guidelines and Model Form Contract for the Collection of Unpaid Fines, Costs, Forfeitures, and Penalties by Private Contractors, dated January 14, 1999.

Printed Name of Commonwealth's Attorney

Locality

Signature of Commonwealth's Attorney

Date

Appendix 4: FY08 Policy Statement for Fines and Fees: Clerk of the Circuit Court

Policy and Procedure

Code of Virginia	Pursuant to § 19.2-349A, <u>Code of Virginia</u> , the clerk of the circuit court and district court of every county and city shall submit to the judge of his court, the Department of Taxation, the State Compensation Board and the attorney for the Commonwealth of his county or city a monthly report of all fines, costs, forfeitures and penalties which are delinquent more than 30 days, including court-ordered restitution of a sum certain, imposed in his court for a violation of state law or a local ordinance which remain unsatisfied, including those which are delinquent in installment payments. The monthly report shall include the social security number or driver's license number of the defendant, if known, and such other information as the Department of Taxation and the Compensation Board deem appropriate. The Executive Secretary shall make the report required by this subsection on behalf of those clerks who participate in the Supreme Court's automated information system.
Policy	Prompt payment of fines and fees are ordered by the Court as a form of punishment for an offense committed, as well as a legitimate source of revenue for the locality and the Commonwealth. A Circuit Court Clerk must take all measures under the law to ensure that all fines, costs, penalties, forfeitures, and restitution as ordered by the Court are paid in full.
Procedure	<p>Court Clerks must follow these procedures to increase the collection of fines and fees:</p> <ul style="list-style-type: none">• All costs and fines assessed by the Court are due and payable in full at the time the Court pronounces judgment unless the Judge directs otherwise;• Payment is made in full at the time of sentencing or a deferred payment date or an installment plan is established; and• If the debtor is unable to pay the total amount due, the court follows an established procedure to ensure that the debtor understands the total dollar amount owed, the mechanics of making payments and the consequences of failing to pay as agreed. <p>Actions if the defendant fails to pay as agreed:</p> <ul style="list-style-type: none">• Unpaid costs and fines constitute a judgment against the defendant in favor of the Commonwealth and are docketed as such;• If the defendant fails either to pay in full by the agreed upon due date or to meet the obligations of the installment payment plan the Clerk will file an abstract with the Department of Motor Vehicles to effect a suspension of the debtor's drivers license and the registration certificate and license plates of any automobile registered solely in the name of the debtor;• At any point past the final judgment date and the exhaustion of appeals, the outstanding debt should be forwarded to the Commonwealth's Attorney or his/her designee; and• No less frequently than annually, all outstanding debts are to be referred to the Department of Taxation's Debt Set-off program.
Effective Date	This policy is effective July 1, 1997, and amended on July 18, 2007. Unless otherwise noted, it shall remain in effect unless further amended. Any amendments to this policy shall be communicated to and are subject to review by the Compensation Board.

Certification

I am in compliance with the requirements of § 19.2-349, Code of Virginia, and I have reviewed the Supreme Court Guidelines and Model Form Contract for the Collection of Unpaid Fines, Costs, Forfeitures, and Penalties by Private Contractors, dated January 14, 1999.

Printed Name of Clerk

Locality

Signature of Clerk

Date

Appendix 5: FY08 Election for the Collection Method of Fines and Fees: Commonwealth's Attorney

In compliance with § 19.2-349, Code of Virginia, I elect the following as the collection method for delinquent fines, costs, penalties, forfeitures and restitution for each court in my locality:

- Column A Indicate if the Department of Taxation, an In-House program, the city/country Treasurer, private attorney, or private collection agent collects delinquent fines and fees for each of your courts.
- Column B For all collection methods (except the In-House program) please provide month and year of contract or Memorandum of Understanding.
- Column C For all collection methods please provide the collection fee percentage.

Fiscal Year: 2008			
Court	Collection Method	Contract or MOU	
	A - CHOOSE ONLY ONE PER COURT	B	C
	<ul style="list-style-type: none"> • Department of Taxation • In-House program • Local Attorney • Private Collection Agent • City / County Treasurer 	Contract Date	Fee for Collection Services
	Provide Name:	Month / Year:	Percentage:
SAMPLE	<i>Treasurer - Jane G. Doe</i>	<i>Oct 2004</i>	<i>21%</i>
Circuit			
General District			
Juvenile & Domestic Relations			
Combined			

Printed Name of Commonwealth's Attorney

Locality

Signature of Commonwealth's Attorney

Date

Please forward a copy of the Election Form to the following:

- | | |
|--|--|
| i. Compensation Board
P. O. Box 710
Richmond, VA 23218-0710 | ii. Circuit, District, Juvenile and Domestic
Relations Courts of this Locality |
| iii. Supreme Court of Virginia
100 North Ninth Street
Richmond, VA 23219 | iv. Department of Taxation
P. O. Box 2402
Richmond, VA 23218-2402 |

Appendix 6: Code of Virginia sections on the collection of fines and fees, including the full text of § 19.2-349.

- § 17.1-275.1-4, 7-8 Fee collected by clerks of circuit courts; generally. Fixed felony fee. Fixed fee felony reduced to misdemeanor. Fixed felony revocation fee. Fixed misdemeanor reduced from felony revocation fee. Amounts to be added; judgment in favor of the Commonwealth. Fees collected from court report fund. Fixed misdemeanor fee. Fixed drug misdemeanor fee. Fixed misdemeanor revocation fee. Additional fee. Additional fee assessed for conviction of certain offenses.
- § 19.2-305.1 Restitution for property damage or loss; community service.
- § 19.2-305.2 Amount of restitution; enforcement.
- § 19.2-349 Responsibility for collections; clerks to report unsatisfied fines, etc; duty of Attorneys for Commonwealth; duties of Department of Taxation.
- § 19.2-353 Certain fines paid into Literary Fund.
- § 19.2-353.3 Acceptance of checks and credit cards in lieu of money; additional fee.
- § 19.2-353.5 Interest on fines and costs.
- § 19.2-354 Authority of court to order payment of fines, costs, forfeitures, penalty or restitution in installments or upon other terms and conditions; community work in lieu of payment.
- § 19.2-358 Procedure on default in deferred payment or installment payment of fines, costs, forfeiture, restitution or penalty.
- § 19.2-359 Official receipts to be given for fines.
- § 46.2-395 Suspension of license for failure or refusal to pay fines or costs.
- § 53.1-60 Extending limits of confinement of state prisoners for work and educational programs; disposition of wages; support of certain dependents; penalties for violations.
- § 53.1-131 Provision for release of prisoners from confinement for employment, educational or other rehabilitative programs; escape; penalty; disposition or earnings.
- § 53.1-131.1-2 Provision for sentencing for persons to nonconsecutive days in jail; payment to defray costs; penalty. Assignment to home/electronic incarceration program; payment to defray costs; escape; penalty.
- § 53.1-150 Contributions of persons on parole, probation, and work release.

§ 19.2-349. Responsibility for collections; clerks to report unsatisfied fines, etc.; duty of attorneys for Commonwealth; duties of Department of Taxation.

A. The clerk of the circuit court and district court of every county and city shall submit to the judge of his court, the Department of Taxation, the State Compensation Board and the attorney for the Commonwealth of his county or city a monthly report of all fines, costs, forfeitures and penalties which are delinquent more than 30 days, including court-ordered restitution of a sum certain, imposed in his court for a violation of state law or a local ordinance which remain unsatisfied, including those which are delinquent in installment payments. The monthly report shall include the social security number or driver's license number of the defendant, if known, and such other information as the Department of Taxation and the Compensation Board deem appropriate. The Executive Secretary shall make the report required by this subsection on behalf of those clerks who participate in the Supreme Court's automated information system.

B. It shall be the duty of the attorney for the Commonwealth to cause proper proceedings to be instituted for the collection and satisfaction of all fines, costs, forfeitures, penalties and restitution. The attorney for the Commonwealth shall determine whether it would be impractical or uneconomical for such service to be rendered by the office of the attorney for the Commonwealth. If the defendant does not enter into an installment payment agreement under § [19.2-354](#), the attorney for the Commonwealth and the clerk may agree to a process by which collection activity may be commenced 15 days after judgment.

If the attorney for the Commonwealth does not undertake collection, he shall contract with (i) private attorneys or private collection agencies, (ii) enter into an agreement with a local governing body, (iii) enter into an agreement with the county or city treasurer, or (iv) use the services of the Department of Taxation, upon such terms and conditions as may be established by guidelines promulgated by the Office of the Attorney General, the Executive Secretary of the Supreme Court with the Department of Taxation and the Compensation Board. If the attorney for the Commonwealth undertakes collection, he shall follow the procedures established by the Department of Taxation and the Compensation Board. Such guidelines shall not supersede contracts between attorneys for the Commonwealth and private attorneys and collection agencies when active collection efforts are being undertaken.

The fees of any private attorneys or collection agencies shall be paid on a contingency fee basis out of the proceeds of the amounts collected. However, in no event shall such attorney or collection agency receive a fee for amounts collected by the Department of Taxation under the Setoff Debt Collection Act (§ [58.1-520](#) et seq.).

C. The Department of Taxation and the State Compensation Board shall be responsible for the collection of any judgment which remains unsatisfied or does not meet the conditions of § [19.2-354](#). Persons owing such unsatisfied judgments or failing to comply with installment payment agreements under § [19.2-354](#) shall be subject to the delinquent tax collection provisions of Title 58.1. The Department of Taxation and the State Compensation Board shall establish procedures to be followed by clerks of courts, attorneys for the Commonwealth, other state agencies and any private attorneys or collection agents and may employ private attorneys or collection agencies, or engage other state agencies to collect the judgment. The Department of Taxation and the Commonwealth shall be entitled to deduct a fee for services from amounts collected for violations of local ordinances.

The Department of Taxation and the State Compensation Board shall annually report to the Governor and the General Assembly the total of fines, costs, forfeitures and penalties assessed, collected, and unpaid

and those which remain unsatisfied or do not meet the conditions of § [19.2-354](#) by each circuit and district court. The report shall include the procedures established by the Department of Taxation and the State Compensation Board pursuant to this section and a plan for increasing the collection of unpaid fines, costs, forfeitures and penalties. The Auditor of Public Accounts shall annually report to the Governor, the Executive Secretary of the Supreme Court and the General Assembly as to the adherence of clerks of courts, attorneys for the Commonwealth and other state agencies to the procedures established by the Department of Taxation and the State Compensation Board.

(Code 1950, § 19.1-341.2; 1960, c. 366; 1975, c. 495; 1979, c. 469; 1983, cc. 415, 499; 1988, cc. 742, 750, 770, 852; 1991, c. 202; 1992, c. 623; 1993, c. 269; 1994, cc. 841, 945; 2001, c. 414; 2003, c. 262.)