

Compensation Board
Mental Illness in Jails
Preliminary Report (2007)

Frank Drew, Chairman
Approved by the
Compensation Board
October 15, 2008

Compensation Board Mental Illness in Jails Preliminary Report (2007)

Authority:

Virginia Acts of Assembly, 2008 Session, Chapter 879
§53.1-83.1, §53.1-84 and §53.1-85, Code of Virginia

Item 70, Paragraph L. "The Compensation Board shall provide an annual report on the number and diagnoses of inmates with mental illnesses in local and regional jails, the treatment services provided, and expenditures on jail mental health programs. The report shall be prepared in cooperation with the Virginia Sheriff's Association, the Virginia Association of Regional Jails, the Virginia Association of Community Services Boards, and the Department of Mental Health, Mental Retardation and Substance Abuse Services, and shall be coordinated with the data submissions required for the annual jail cost report. Copies of this report shall be provided by October 1, 2008, and each year thereafter to the Governor and the Chairman of the Senate Finance and House Appropriations Committees."

Executive Summary:

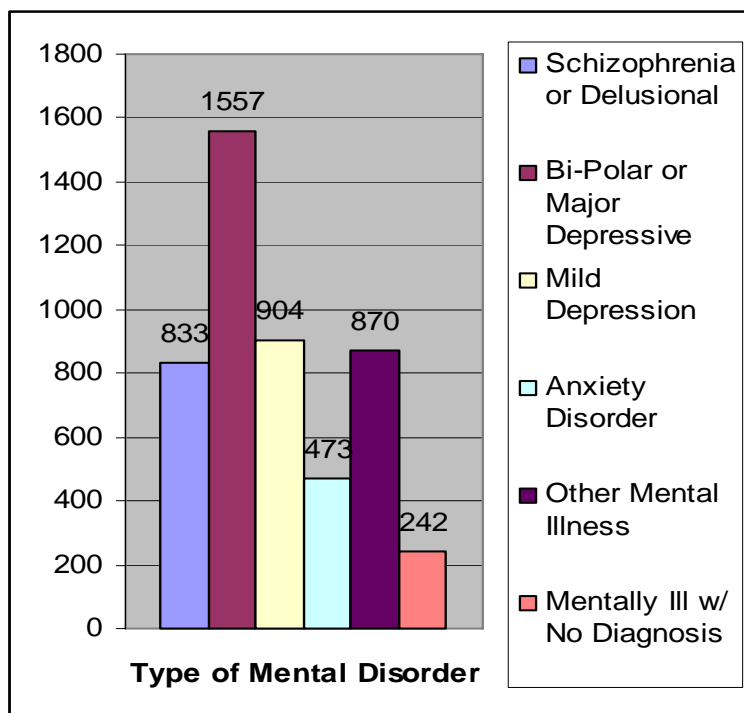
A survey of mental illness in Virginia jails was developed by the Department of Mental Health, Mental Retardation and Substance Abuse Services (DMHMRSAS) and staff of the Senate Finance Committee. The Compensation Board posted the mental health survey on its website in October 2007 for completion by Compensation Board funded local and regional jails. With the support of the Virginia Sheriffs' Association and the Virginia Association of Regional Jails, the Compensation Board received completed surveys from all local and regional jails. The goal of the survey was to provide information to the Virginia General Assembly, the Compensation Board and the DMHMRSAS regarding jail resource needs for appropriately managing inmates with mental illness. Survey questions directed jail personnel to report data as reflected for given time periods, including on October 16, 2007, October 14 through October 20, 2007, or for FY2007. The data provided in this report is reflective only of local and state responsible inmates housed in local and regional jails and does not include federal inmates or contract inmates from other states. The data in this report is as reported to the Compensation Board by the local and regional jails in their 2007 mental health survey. To ensure the accuracy and completeness of future reports in meeting the requirements of the Virginia Acts of Assembly, the Compensation Board is currently establishing a task force to determine a comprehensive method of capturing mental illness and treatment data in local and regional jails on an annual basis.

Population & Mental Illness Statistics

Based upon survey reporting by jails for the date of October 16, 2007 there were 7,114 State Responsible and 20,191 Local Responsible inmates confined in local and regional jails in the Commonwealth of Virginia.

The following reflects the number of inmates housed on October 16 and diagnosed with mental illness, the type of disorder, and statewide percentages.

Figure 1: Number & Diagnoses of Inmates with Mental Illness

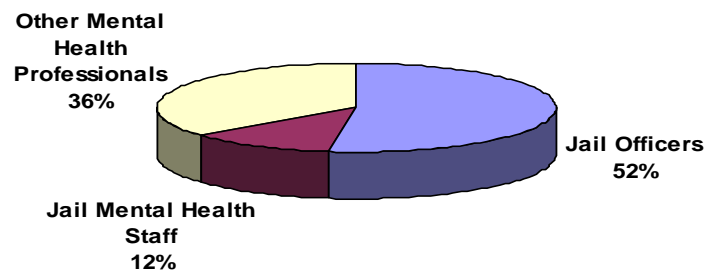


- There were a total of **4,879** inmates known to be mentally ill.
- In addition, there were **322** inmates diagnosed as mentally retarded.
- **17.87%** of the local and regional jail inmate population was known to be mentally ill (not including those inmates diagnosed as mentally retarded).

Admission Screenings & Assessments

54 out of **67** jails conduct a mental health screening for all inmates upon admission to the jail. The type of individual conducting mental health screenings may differ between facilities.

Figure 2: Provider of jail mental health screenings.

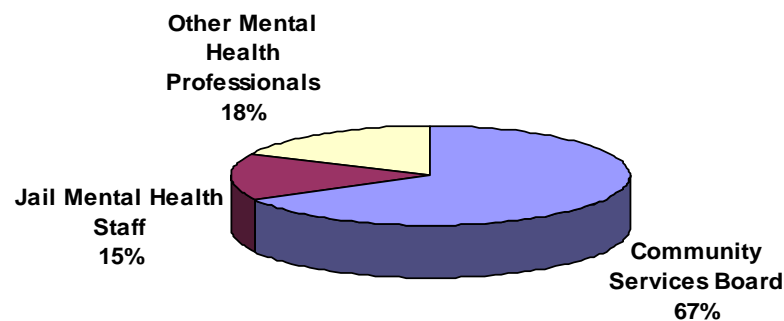


Comprehensive mental health assessments of inmates are also conducted, as follows:

- **25** jails conduct assessments on all inmates who receive a positive screening for mental illness.
- **26** jails conduct assessments only on inmates with acute symptoms of mental illness.
- **16** jails do not conduct assessments at all.

As with initial screenings, the type of individual conducting comprehensive mental health assessments may differ between facilities.

Figure 3: Provider of jail comprehensive mental health assessment.



Housing

Data in this section is as reflected on October 16, 2007.

There is not currently a state funded Mental Health Residential Treatment Program operating within jail facilities. The housing of mentally ill inmates may therefore differ from jail to jail.

- **24 out of 67** jails have Mental Health Units or bed areas separate from the General Population.
- Jails reported that **615** additional beds would be needed to house all inmates with non-acute mental illness in mental health beds or units.
- Of the **4,879** known mentally ill inmates, **366** were housed in isolation. **37%** of mentally ill inmates housed in isolated or segregated cells were in jails without a Mental Health Unit.
- **10** jails would consider hosting a state-funded Mental Health Residential Treatment Program.

Substance Abuse

Data in this section is as reflected on October 16, 2007.

- Of the **4,879** inmates with mental illness, **2,935** had a co-occurring substance use/abuse disorder, or about **60%** of the mentally ill jail population.
- **4,895** inmates without mental illness were reported to have substance use/abuse disorders, representing about **18%** of the jail population.
- As illustrated later in Figure 7, **51%** of all inmates receiving jail provided treatment services are receiving group substance abuse treatment.

Mental Health Treatment Services Provided

The information provided below is for the week of October 14 through October 20, 2007.

- A total of **3,678** treatment hours were provided.
- Average treatment hours per jail was **55**.

Figure 4: Hours of Treatment Provided

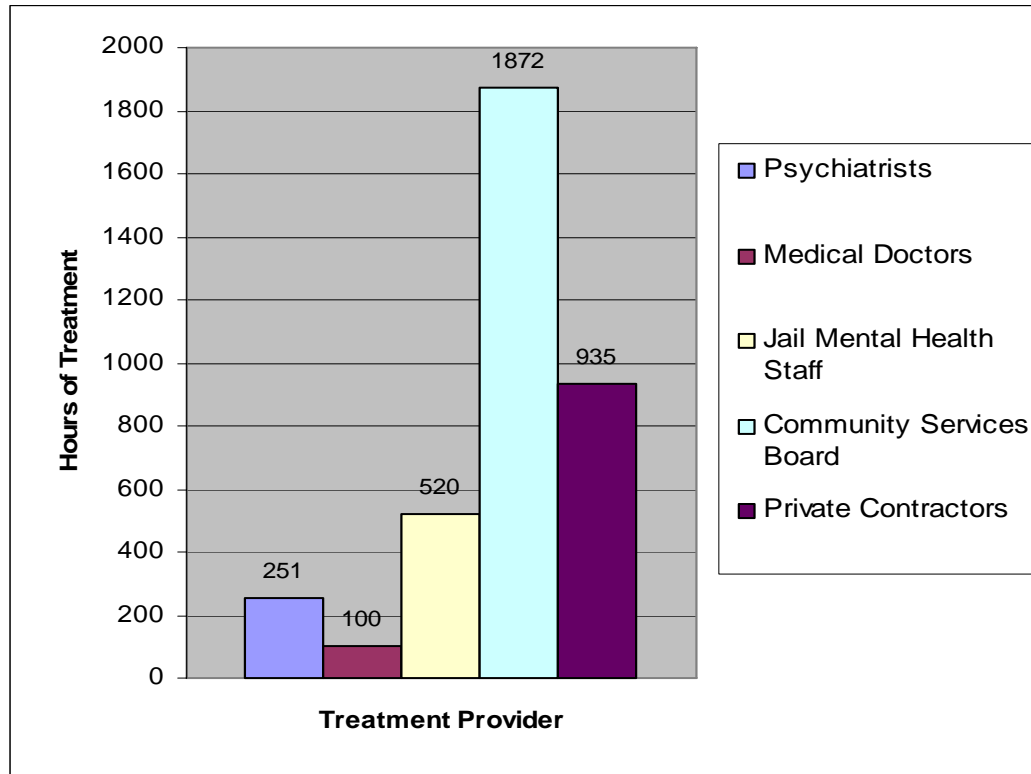
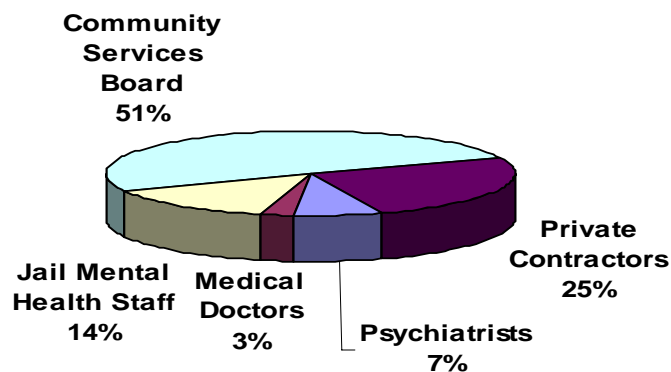
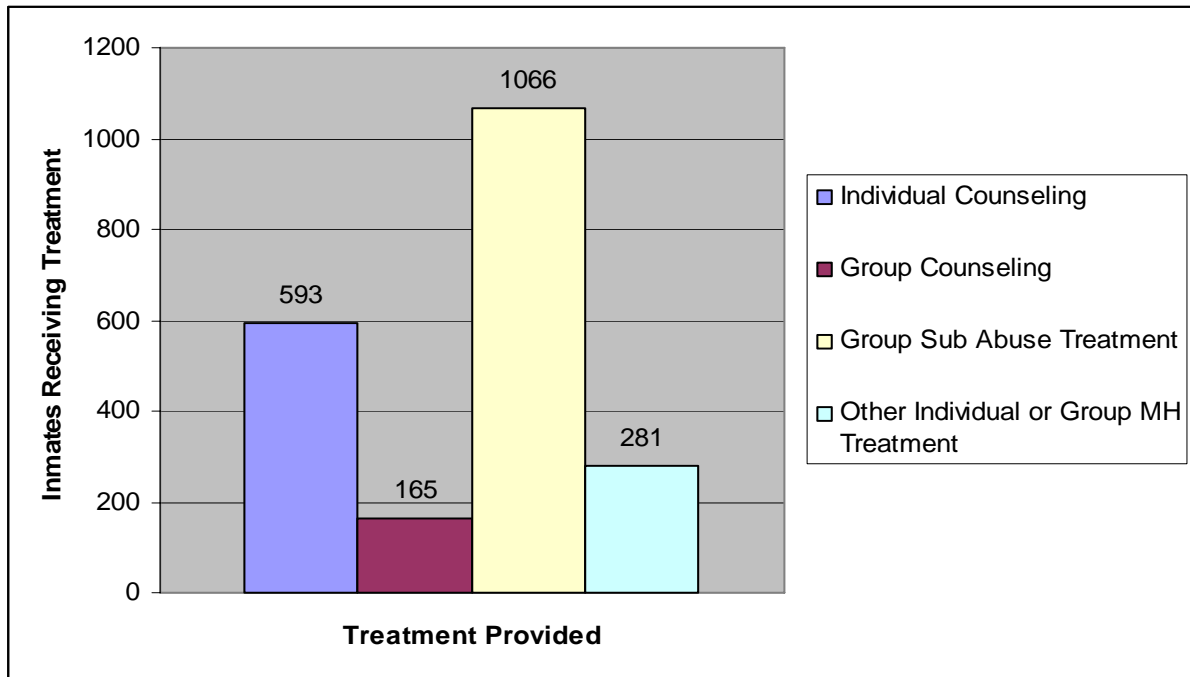


Figure 5: Providers of Treatment



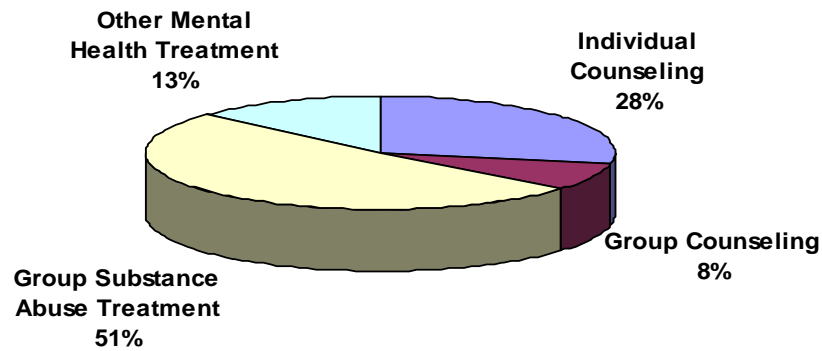
The following charts represent types of treatments received by inmates.

Figure 6: Type of Treatment Provided



Not all facilities provide all of the above services

Figure 7: Type of Service Percentage



Medication

Data in this section is as reflected on October 16, 2007.

- On this date there were **4,965** prescriptions for psychotropic medications being dispensed in local and regional jails.

Figure 8: Number and type of Psychotropic Medications Dispensed

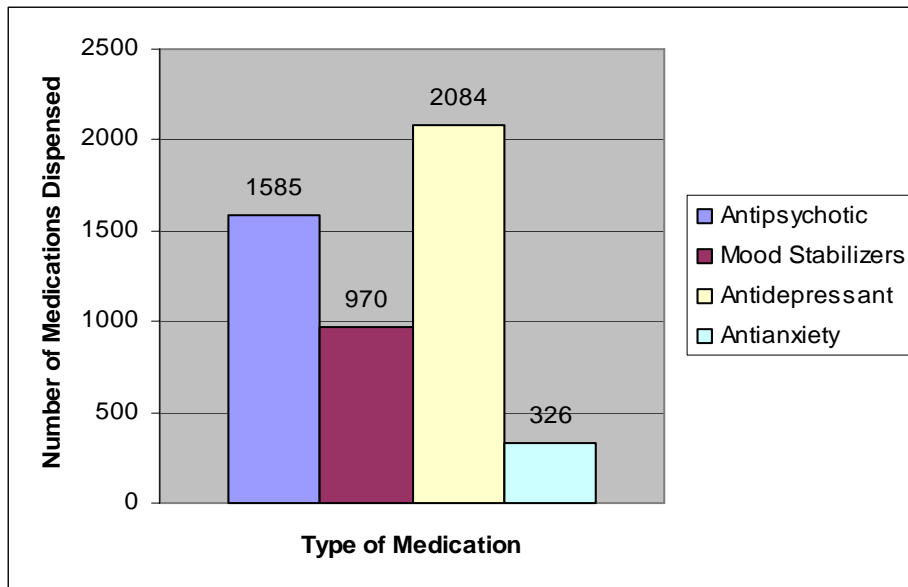
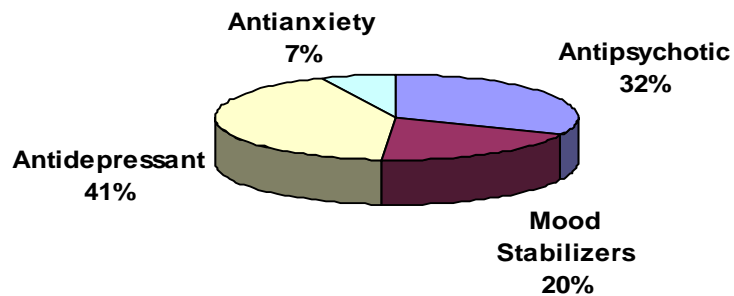


Figure 9: Psychotropic Medication Percentage by Type



Treatment Expenditures

The following reflects the cost of all mental health treatment, including medications, as reported by the jails for FY07. Note that some jails provided estimated or pro-rated annual costs; total figures have not been audited.

- The total cost of all psychotropic medications administered was **\$3,928,553**.
- The total cost of mental health services, excluding medication but including medical doctors and nursing, was **\$6,436,825**.
- Total cost of Mental Health Treatment was estimated at approximately **\$10.4 million in FY07**.

Conclusion & Future Measures

The 2008 Virginia Acts of Assembly language provides for an initial report to be provided in 2008. In order to provide comprehensive data regarding mental illness, including diagnoses of inmates, treatment services and expenditures, additional information must be collected from local and regional jails, and jail facilities and localities must have ample time to plan and prepare such data submissions to the Compensation Board. Consequently, the first report submission is based upon data collected in a survey of local and regional jails in October, 2007. Further details of data gleaned from the 2007 mental health survey and summarized in this report, including the survey instrument developed by DMHMRSAS and staff of the Senate Finance Committee, are available in the appendices of this document.

The Compensation Board will develop a task force comprised of sheriffs and regional jail superintendents, locality finance officials, as well as representatives of the Department of Mental Health, Mental Retardation and Substance Abuse Services (DMHMRSAS) and local Community Services Boards. The goal of the task force is to determine timelines for and accurate methods of data collection regarding the number and diagnoses of inmates with mental illness, treatment services provided, and expenditures on jail mental health programs. Pilot reporting will be conducted with a limited number of representative jails during FY09. By FY10 the data collection will be expanded to include all local and regional jails. The Compensation Board anticipates presenting the first evidentiary findings from all jail facilities in the fall of 2010.

The 2008 language regarding the provision of a report on mental illness issues in jails provides that the report should be coordinated with the data submissions required for the annual jail cost report. In order to synchronize the data collection and submission of these reports, a language change will be sought to provide for an annual report submission date of November 1.

APPENDICES

Appendix A: 2007 Virginia Local & Regional Jail Survey: Assessment and Treatment of Inmates with Mental Illness

Appendix B: Number & Diagnoses of Inmate Mental Illness in Jails

Appendix C: Hours of Mental Health Treatment Services Provided

Appendix D: Type of Mental Health Treatment Services Provided

Appendix E: Mental Health Medication Dispensed

Appendix F: Mental Health Treatment Expenditures

Appendix A:

Virginia Local and Regional Jails Survey: Assessment and Treatment of Inmates with Mental Illness

****Please do not attempt to complete this survey before Saturday, 10/20/07.****

The Virginia Sheriffs' Association and the Virginia Association of Regional Jails have reviewed this survey, and encourage their members to respond. Our goal is to provide information to the Compensation Board, the Virginia General Assembly, and the Dept. of Mental Health, Mental Retardation and Substance Abuse Services (DMHMRSAS), regarding jail resource needs for appropriately managing inmates with mental illness.

Please provide the data for your jail by Friday, October 31, 2007. Thank you for completing this survey.

Name of Jail/ADC:

Address: City: State:

Zip:

Phone:

Fax:

Email address:

Sheriff/Chief Administrator:

Name of contact person completing survey:

Phone number of contact person:

Email address for contact person:

1. The total population of the jail (all inmates) on October 16, 2007 was inmates.
2. The number of inmates released on October 16, 2007 after staying 4 days or less was .
3. The number of inmates charged with public intoxication housed in the jail on October 16, 2007 was .
4. Please indicate the numbers of inmates with mental illness in each of the categories below. **Please count each inmate only once for this item (unduplicated counts), counting only the most serious or prominent diagnosis for that inmate.**

| Mental Illness Category | Number in jail on October 16, 2007 | |
|---|---------------------------------------|----------------------|
| Inmates with Schizophrenia, Schizoaffective Disorder or Delusional Disorder | <input type="text"/> | <input type="text"/> |
| Inmates with Bipolar Disorder or Major Depressive Disorder | <input type="text"/> | <input type="text"/> |
| Inmates with Dysthymic Disorder (mild depression) | <input type="text"/> | <input type="text"/> |
| Inmates with Anxiety Disorder | <input type="text"/> | <input type="text"/> |
| Inmates with other mental illness diagnosis | <input type="text"/> | <input type="text"/> |
| Inmates known to be mentally ill, for whom no formal diagnosis is available | <input type="text"/> | <input type="text"/> |
| Total number of inmates with a mental illness in this jail on October 16, 2007 | <input type="text"/> | <input type="text"/> |

5. A total of jail inmates with mental illness were housed in medical isolation cells, or other segregation cells in the jail on October 16, 2007.
6. A total of jail inmates with mental illness refused needed psychotropic medication treatment on October 16, 2007.
7. On October 16, 2007, there were a total of inmates with co-occurring mental illness and substance abuse disorder in the jail.
8. Please indicate below the number of inmates from each category that are included in Question 1 above:
- State responsible
 - Local responsible
- Total (should match total in Question 1)
9. Does your jail have one or more mental health housing units or bed areas that are physically separated from the general population?
- Yes, the jail has mental health housing or bed area(s) that is/are physically separated from the general population.
 - No, the jail does not have a mental health housing or bed area that is physically separated from the general population.
10. If your jail has a mental health unit or bed area, indicate the number of mental health treatment beds in that area:
- Total beds for male inmates with mental illness
 - Total beds for female inmates with mental illness
11. A total of additional mental health beds would have been needed at this jail on October 16, 2007, to house all inmates with non-acute mental illness in mental health beds or units.
12. Does your jail conduct a mental health screening, on admission, for some or all inmates?
(Check the item that applies to your jail.)
- All new admissions are screened for mental illness.
 - Some new admissions are screened for mental illness.
- (Estimated percentage of inmates screened)
- No, our jail does not screen for mental illness on admission.
13. Jail mental health screenings are conducted by:
- Jail Officers
 - Jail MH Staff
 - Other MH professional
14. Indicate whether or not inmates suspected of having a mental illness receive a comprehensive mental health assessment, following screening, or when needed. (check one)
- All inmates with a positive screening are referred for comprehensive assessment.
 - Comprehensive assessments are only conducted when inmates have acute symptoms of mental illness.
 - Comprehensive assessments are not conducted at this facility.
15. Comprehensive mental health assessments of jail inmates are conducted by:
- Jail licensed MH/medical staff
 - Private, contract MDs or other MH professionals
 - CSB staff

16. If your jail has a consulting psychiatrist (MD), indicate the number of hours of psychiatrist consultation time provided at your jail, for the week of October 14, 2007. (Sunday, Oct. 14 through Saturday, October 20, 2007)

A total of hours of psychiatrist time were provided during the week of October 14, 2007.

Psychiatrist's name(s) or group
name

17. If the jail has a general practice MD, please enter the total number of hours of that MD's time devoted to the provision of mental health treatment (medication prescribing and monitoring) for the week of October 14, 2007. A total of hours of general MD time were devoted to mental health treatment during the week of October 14, 2007. (Sunday, Oct. 14 through Saturday, October 20, 2007)

General Practice MD's name or group name

18. What percentage of your jail's MD consultations are provided by a remote video (MD) consultant:

- ☐ The jail does not use remote video MD services for mental health assessments and/or treatment.
- ☐ The jail uses remote video MD services for less than 50% of mental health assessments and/or treatment
- ☐ Yes, the jail uses remote video MD services for more than 50% of mental health assessments and/or treatment.

19. If the jail uses video MD services for mental health assessment/treatment, does the video MD service provide any follow up case management or release planning services for your jail?

- ☐ The jail's video MD mental health service does not participate in discharge planning.
- ☐ The jail's video MD mental health service works with the CSB for discharge planning
- ☐ The jail's video MD s has staff on site that provide discharge planning

20. Jail Medication Formulary: Section 53.1-126 of the *Code of Virginia* requires that sheriffs and regional jail superintendents "...purchase at prices as low as reasonably possible all foodstuffs... and medicine as may be necessary" for the care of the inmates in their jails. Please check the types of psychotropic medications available to the inmates at your jail:

- ☐ Yes; the jail's purchase of psychotropic medication is limited by the provisions of Section 53.1-126 of the *Code of Virginia*.
- ☐ No; the jail's purchase of psychotropic medication has not been limited by the provisions of Section 53.1-126 of the *Code of Virginia*.

21. The jail's formulary is set by:

- a. Contract general medical services provider (Name of contractor providing medication)

- b. Special contract with local or national pharmacy (Name of local or national pharmacy)

22. List the numbers of inmates who received each type of psychotropic medication treatment at your jail on October 16, 2007:

- **If an inmate received medication from more than one category, please count that inmate in each relevant category.** Some inmates receive treatment with more than one type of medication; the number of medications administered may exceed the number of inmates receiving treatment.
- **Please count an inmate for each type of antipsychotic or mood stabilizer medication he or she receives, and count only once for all types of antidepressant or antianxiety medication, even if the inmate received more than one type of antidepressant or antianxiety medication.**

| Medication Categories | Total number of Jail Inmates receiving each medication for treatment of mental illness | |
|--|--|--|
| I. Antipsychotic medications | Total number of inmates treated with each brand or type of medication | Please place an X in this column if the jail does not provide this medication |
| Haldol/haloperidol, | <input type="text"/> | <input type="checkbox"/> |
| Zyprexa/olanzapine, | <input type="text"/> | <input type="checkbox"/> |
| Risperdal/risperidone | <input type="text"/> | <input type="checkbox"/> |
| Seroquel/quetiapine | <input type="text"/> | <input type="checkbox"/> |
| Triliafon/perphenazine, | <input type="text"/> | <input type="checkbox"/> |
| Prolixin/fluphenazine, | <input type="text"/> | <input type="checkbox"/> |
| Thorazine/chlorpromazine | <input type="text"/> | <input type="checkbox"/> |
| Abilify/aripiprazole | <input type="text"/> | <input type="checkbox"/> |
| Geodon/ziprasidone | <input type="text"/> | <input type="checkbox"/> |
| Clozaril/clozapine | <input type="text"/> | <input type="checkbox"/> |
| Other antipsychotic medication(s) | <input type="text"/> | <input type="checkbox"/> |
| II. Mood Stabilizer/Anticonvulsant medications for major Mood Disorder | Total number of inmates treated with each medication brand/type | Please place an X in this column if the jail does not provide this medication |
| Depakote/Depakene/valproic acid | <input type="text"/> | <input type="checkbox"/> |
| Lithobid/lithium carbonate | <input type="text"/> | <input type="checkbox"/> |
| Tegretal/carbamazepine | <input type="text"/> | <input type="checkbox"/> |
| Topamax/topiramate | <input type="text"/> | <input type="checkbox"/> |
| Trileptal/ | <input type="text"/> | <input type="checkbox"/> |
| Other mood disorder medication(s) | <input type="text"/> | <input type="checkbox"/> |
| III. Antidepressant medications | Total number of inmates treated with this category of medication | Please place an X in this column if the jail does not provide this medication |
| (Examples: Prozac/fluoxetine, Zoloft/sertraline, Lexapro, escitalopram, Wellbutrin/bupropion, Paxil/paroxetine, Elavil, amitriptyline, Pamelor/nortriptyline, Desyrel/trazodone, etc.) | <input type="text"/> | <input type="checkbox"/> |

| | | |
|--|--|--|
| IV. Antianxiety medications (Examples: Ativan/lorazepam, Xanax/alprazolam, Librium/chlordiazipoxide, Valium/diazepam, etc.) | | |
|--|--|--|

23. **Total cost for all psychotropic medications administered at your jail during Fiscal Year 2007:**

\$.

(Check one: ☒ estimated cost; ☐ actual, prorated cost)

24. **Total cost for all mental health services (excluding medications, but including MDs and nursing) provided by the jail during Fiscal Year 2007:** \$.

(Check one: ☒ estimated cost; ☐ actual, prorated cost)

25. Indicate the amount of **funding from each of the sources below** for the amounts listed in questions 23 and 24:

- Commonwealth of Virginia (state) Funds: \$
- Federal funds: \$
- Local funds: \$
- Other funds: \$
- Total funds: \$

26. Does, or would the jail dispense psychotropic medications provided free of charge by the CSBs or the DMHMRSAS, when the jail's MD has approved the medication for a particular inmate?

- Yes we currently accept such medications, under the proper circumstances
- Yes, we would accept such medications under the proper circumstances
- No, we do not currently accept such medications
- No, we would not consider accepting such medications

27. Indicate the numbers of inmates who received each of the following types of mental health treatment delivered by all mental health services providers, for the **week of October 14, 2007: (October 14 through October 20, 2007)**

| Treatment Category | Number Treated |
|--|----------------------|
| Individual counseling | <input type="text"/> |
| Group mental health counseling | <input type="text"/> |
| Group Substance Abuse treatment | <input type="text"/> |
| Other types of individual or group mental health treatment | <input type="text"/> |

28. Please indicate the total number of **hours of mental health treatment** provided by each of the following entities during the **week of October 14, 2007: (October 14 through October 20, 2007); please include nursing staff time, but do not include the hours of treatment provided by psychiatrists or other MDs in this section:**

| Treatment Provider | Number of Treatment Hours |
|---|---------------------------|
| Jail mental health treatment staff | <input type="text"/> |
| Community Services Board (CSB/BHA) staff (Please include CSB staff assigned full-time to the jail.) | <input type="text"/> |
| Private contractors, including jail medical contractor (e.g., PHS, CMS) | <input type="text"/> |
| Total number of hours of individual or group mental health counseling provided to inmates at your jail for the week of October 16, 2007 (Oct. 14 through October 20, 2007) | <input type="text"/> |

29. **Please indicate if your jail/locality would consider hosting a state-funded Mental Health Residential Treatment Program**

- ☐ Yes, would consider housing a MH Residential Treatment program in the jail or jail complex.
- ☐ No, would not be able to support housing a MH Residential Treatment program in the jail or jail complex.

30. **Jail inmates with Mental Retardation: There were inmates with mental retardation in the jail on October 16, 2007.**

31. **Jail inmates with Substance Use/Abuse Disorders: There were inmates with Substance Abuse Disorders only, with no mental illness, in the jail on October 16, 2007.**

Comments: Please include any remarks you wish regarding the management of inmates with mental illness in your jail.

If you have any questions about this survey, please phone Jamilah Scott at 804-786-8548 (DMHMRSAS Forensic Services). If you should experience any technical difficulties, please contact Anne Wilmoth at 804-225-3307(SCB) or email anne.wilmoth@scb.virginia.gov.
Thank you for your participation in this important work.

Appendix B: Number & Diagnoses of Inmate Mental Illness in Jails

| Jail Number | Jail Name | Schizophrenia or Delusional Disorder | Bi-Polar or Major Depressive | Mild Depression | Anxiety Disorder | Other Mental Illness | Mentally Ill w/ No Diagnosis | Total Inmates with Mental Illness | Mental Retardation | SR & LR Total Pop |
|-------------|--|--------------------------------------|------------------------------|-----------------|------------------|----------------------|------------------------------|-----------------------------------|--------------------|-------------------|
| 001 | Accomack County Jail | 6 | 6 | 3 | 3 | 8 | 2 | 28 | 10 | 114 |
| 003 | Charlottesville-Albermarle Regional Jail | 7 | 32 | 0 | 14 | 40 | 0 | 93 | 4 | 510 |
| 005 | Alleghany Regional Jail | 0 | 0 | 0 | 0 | 0 | 0 | 0 | 0 | 67 |
| 009 | Amherst County Jail | 2 | 13 | 9 | 7 | 13 | 0 | 44 | 0 | 91 |
| 011 | Appomattox County Jail | 4 | 3 | 0 | 1 | 0 | 0 | 8 | 1 | 21 |
| 013 | Arlington County Jail | 24 | 97 | 6 | 7 | 3 | 0 | 137 | 2 | 562 |
| 023 | Botetourt County Jail | 1 | 2 | 5 | 2 | 0 | 0 | 10 | 2 | 90 |
| 025 | Brunswick County Jail | 0 | 1 | 0 | 0 | 0 | 1 | 2 | 0 | 43 |
| 037 | Charlotte County Jail | 0 | 0 | 0 | 0 | 0 | 0 | 0 | 0 | 63 |
| 041 | Chesterfield County Jail | 5 | 23 | 2 | 18 | 5 | 3 | 56 | 0 | 315 |
| 047 | Culpeper County Jail | 2 | 4 | 6 | 2 | 1 | 0 | 15 | 0 | 79 |
| 053 | Dinwiddie County Jail | 2 | 6 | 0 | 0 | 1 | 0 | 9 | 0 | 51 |
| 059 | Fairfax County Jail | 54 | 200 | 11 | 11 | 285 | 0 | 561 | 12 | 1,305 |
| 061 | Fauquier County Jail | 0 | 1 | 0 | 5 | 1 | 0 | 7 | 0 | 112 |
| 067 | Franklin County Jail | 1 | 1 | 5 | 8 | 0 | 1 | 16 | 0 | 93 |
| 069 | Northwestern Regional Jail | 12 | 42 | 0 | 5 | 6 | 25 | 90 | 0 | 564 |
| 073 | Gloucester County Jail | 1 | 15 | 5 | 10 | 5 | 0 | 36 | 0 | 103 |
| 087 | Henrico County Jail | 70 | 120 | 0 | 32 | 0 | 0 | 222 | 2 | 1,234 |
| 089 | Henry County Jail | 3 | 5 | 0 | 4 | 2 | 2 | 16 | 1 | 184 |
| 103 | Lancaster County Jail | 0 | 0 | 0 | 0 | 0 | 1 | 1 | 1 | 28 |
| 107 | Loudoun County Jail | 7 | 16 | 1 | 0 | 7 | 0 | 31 | 0 | 186 |
| 117 | Mecklenburg County Jail | 0 | 5 | 50 | 10 | 0 | 0 | 65 | 1 | 120 |
| 119 | Middle Peninsula Regional Jail | 13 | 17 | 19 | 5 | 9 | 0 | 63 | 2 | 280 |
| 121 | Montgomery County Jail | 3 | 37 | 3 | 12 | 2 | 1 | 58 | 0 | 215 |
| 131 | Northampton County Jail | 3 | 5 | 11 | 0 | 0 | 0 | 19 | 1 | 87 |
| 135 | Piedmont Regional Jail | 15 | 8 | 2 | 15 | 0 | 0 | 40 | 0 | 416 |
| 137 | Central Virginia Regional Jail | 3 | 16 | 50 | 1 | 1 | 2 | 73 | 1 | 254 |
| 139 | Page County Jail | 2 | 6 | 30 | 12 | 2 | 15 | 67 | 1 | 102 |
| 141 | Patrick County Jail | 0 | 0 | 0 | 0 | 0 | 0 | 0 | 0 | 21 |
| 143 | Pittsylvania County Jail | 1 | 1 | 2 | 1 | 2 | 0 | 7 | 1 | 144 |

| Jail Number | Jail Name | Schizophrenia or Delusional Disorder | Bi-Polar or Major Depressive | Mild Depression | Anxiety Disorder | Other Mental Illness | Mentally Ill w/ No Diagnosis | Total Inmates with Mental Illness | Mental Retardation | SR & LR Total Pop |
|-------------|---------------------------------------|--------------------------------------|------------------------------|-----------------|------------------|----------------------|------------------------------|-----------------------------------|--------------------|-------------------|
| 153 | Prince William/Manassas Regional Jail | 0 | 0 | 0 | 0 | 0 | 0 | 0 | 0 | 685 |
| 157 | Rappahannock County Jail | 0 | 1 | 0 | 0 | 0 | 0 | 1 | 0 | 22 |
| 161 | Roanoke County Jail | 18 | 26 | 28 | 0 | 5 | 0 | 77 | 0 | 291 |
| 163 | Rockbridge Regional Jail | 1 | 4 | 8 | 3 | 0 | 2 | 18 | 0 | 93 |
| 165 | Rockingham-Harrisonburg Regional Jail | 7 | 6 | 7 | 2 | 5 | 3 | 30 | 0 | 277 |
| 171 | Shenandoah County Jail | 2 | 3 | 0 | 1 | 4 | 0 | 10 | 0 | 86 |
| 175 | Southampton County Jail | 1 | 2 | 3 | 2 | 0 | 3 | 11 | 0 | 125 |
| 183 | Sussex County Jail | 4 | 2 | 0 | 4 | 2 | 0 | 12 | 2 | 72 |
| 187 | Warren County Jail | 2 | 4 | 3 | 8 | 2 | 10 | 29 | 0 | 100 |
| 193 | Northern Neck Regional Jail | 0 | 0 | 0 | 0 | 0 | 0 | 0 | 0 | 145 |
| 220 | Danville City Jail Farm | 0 | 0 | 0 | 0 | 0 | 0 | 0 | 0 | 131 |
| 250 | Newport News Jail Farm | 0 | 0 | 0 | 0 | 0 | 0 | 0 | 0 | 117 |
| 460 | Pamunkey Regional Jail | 3 | 24 | 5 | 4 | 0 | 0 | 36 | 0 | 293 |
| 465 | Riverside Regional Jail | 67 | 52 | 148 | 30 | 8 | 0 | 305 | 3 | 1,183 |
| 470 | Virginia Peninsula Regional Jail | 5 | 10 | 0 | 6 | 8 | 1 | 30 | 0 | 473 |
| 475 | Hampton Roads Regional Jail | 200 | 205 | 0 | 50 | 27 | 35 | 517 | 10 | 1,233 |
| 480 | New River Valley Regional Jail | 6 | 13 | 8 | 7 | 23 | 27 | 84 | 0 | 625 |
| 485 | Blue Ridge Regional Jail | 32 | 44 | 40 | 35 | 70 | 20 | 241 | 5 | 992 |
| 490 | Peumansend Creek Regional Jail | 0 | 0 | 0 | 0 | 0 | 0 | 0 | 0 | 275 |
| 491 | Southside Regional Jail | 9 | 7 | 0 | 1 | 3 | 0 | 20 | 0 | 201 |
| 492 | Southwest Virginia Regional Jail | 5 | 56 | 6 | 5 | 32 | 0 | 104 | 3 | 1,355 |
| 493 | Middle River Regional Jail | 0 | 0 | 0 | 0 | 0 | 0 | 0 | 0 | 687 |
| 510 | Alexandria City Jail | 10 | 15 | 11 | 5 | 59 | 2 | 102 | 0 | 324 |
| 520 | Bristol City Jail | 1 | 15 | 5 | 1 | 3 | 0 | 25 | 0 | 124 |
| 550 | Chesapeake City Jail | 42 | 109 | 48 | 9 | 154 | 36 | 398 | 230 | 1,045 |
| 590 | Danville City Jail | 15 | 26 | 0 | 2 | 0 | 0 | 43 | 2 | 213 |
| 620 | Western Tidewater Regional Jail | 18 | 17 | 6 | 4 | 7 | 2 | 54 | 3 | 782 |
| 630 | Rappahannock Regional Jail | 0 | 0 | 0 | 0 | 0 | 0 | 0 | 0 | 988 |
| 650 | Hampton City Jail | 4 | 3 | 0 | 0 | 0 | 2 | 9 | 0 | 402 |
| 690 | Martinsville City Jail | 1 | 11 | 0 | 6 | 0 | 0 | 18 | 0 | 147 |
| 700 | Newport News City Jail | 4 | 35 | 133 | 15 | 12 | 10 | 209 | 0 | 704 |
| 710 | Norfolk City Jail | 23 | 42 | 0 | 0 | 0 | 0 | 65 | 3 | 1,669 |
| 730 | Petersburg City Jail | 0 | 0 | 0 | 0 | 0 | 0 | 0 | 0 | 0 |
| 740 | Portsmouth City Jail | 8 | 2 | 0 | 0 | 5 | 0 | 15 | 0 | 496 |

| Jail Number | Jail Name | Schizophrenia or Delusional Disorder | Bi-Polar or Major Depressive | Mild Depression | Anxiety Disorder | Other Mental Illness | Mentally Ill w/ No Diagnosis | Total Inmates with Mental Illness | Mental Retardation | SR & LR Total Pop |
|-------------|--------------------------|--------------------------------------|------------------------------|-----------------|------------------|----------------------|------------------------------|-----------------------------------|--------------------|-------------------|
| 760 | Richmond City Jail | 40 | 75 | 150 | 50 | 0 | 10 | 325 | 15 | 1,434 |
| 770 | Roanoke City Jail | 35 | 28 | 70 | 35 | 0 | 0 | 168 | 2 | 572 |
| 810 | Virginia Beach City Jail | 29 | 38 | 5 | 3 | 48 | 26 | 149 | 2 | 1,490 |
| | | 833 | 1557 | 904 | 473 | 870 | 242 | 4879 | 322 | 27,305 |

Appendix C: Hours of Mental Health Treatment Services Provided

| Jail Number | Jail Name | Hrs of Psychiatric Consultation | Hrs of Gen Practice MD Devoted to MH | Hrs of Trtmt by Jail MH Staff | Hrs of Trtmt by CSB | Hrs of Trtmt by Private Contractors | Total Hrs of MH Trtmt in the week |
|-------------|--|---------------------------------|--------------------------------------|-------------------------------|---------------------|-------------------------------------|-----------------------------------|
| 001 | Accomack County Jail | 4 | 0 | 8 | 10 | 0 | 22 |
| 003 | Charlottesville-Albermarle Regional Jail | 4 | 0 | 32 | 36 | 4 | 76 |
| 005 | Alleghany Regional Jail | 0 | 0 | 0 | 0 | 0 | 0 |
| 009 | Amherst County Jail | 0 | 8 | 4 | 8 | 0 | 20 |
| 011 | Appomattox County Jail | 0 | 0 | 0 | 0 | 0 | 0 |
| 013 | Arlington County Jail | 20 | 20 | 20 | 110 | 2 | 172 |
| 023 | Botetourt County Jail | 0 | 0 | 0 | 2 | 1 | 3 |
| 025 | Brunswick County Jail | 0 | 0 | 0 | 0 | 0 | 0 |
| 037 | Charlotte County Jail | 0 | 2 | 0 | 0 | 0 | 2 |
| 041 | Chesterfield County Jail | 8 | 2 | 10 | 18 | 0 | 38 |
| 047 | Culpeper County Jail | 0 | 10 | 0 | 0 | 0 | 10 |
| 053 | Dinwiddie County Jail | 0 | 1 | 0 | 0 | 0 | 1 |
| 059 | Fairfax County Jail | 48 | 2 | 0 | 400 | 0 | 450 |
| 061 | Fauquier County Jail | 2 | 1 | 4 | 7 | 0 | 14 |
| 067 | Franklin County Jail | 0 | 0 | 0 | 0 | 0 | 0 |
| 069 | Northwestern Regional Jail | 3 | 0 | 23 | 26 | 3 | 55 |
| 073 | Gloucester County Jail | 0 | 0 | 0 | 4 | 0 | 4 |
| 087 | Henrico County Jail | 24 | 4 | 0 | 96 | 14 | 138 |
| 089 | Henry County Jail | 3 | 0 | 0 | 3 | 0 | 6 |
| 103 | Lancaster County Jail | 0 | 0 | 0 | 2 | 0 | 2 |
| 107 | Loudoun County Jail | 15 | 0 | 0 | 25 | 6 | 46 |
| 117 | Mecklenburg County Jail | 0 | 2 | 0 | 0 | 0 | 2 |
| 119 | Middle Peninsula Regional Jail | 0 | 4 | 42 | 30 | 0 | 76 |
| 121 | Montgomery County Jail | 0 | 2 | 0 | 0 | 0 | 2 |
| 131 | Northampton County Jail | 4 | 2 | 0 | 4 | 0 | 10 |
| 135 | Piedmont Regional Jail | 0 | 0 | 40 | 0 | 0 | 40 |
| 137 | Central Virginia Regional Jail | 0 | 2 | 0 | 4 | 2 | 8 |
| 139 | Page County Jail | 3 | 0 | 20 | 25 | 0 | 48 |
| 141 | Patrick County Jail | 0 | 0 | 0 | 0 | 0 | 0 |
| 143 | Pittsylvania County Jail | 0 | 0 | 40 | 14 | 0 | 54 |

| Jail Number | Jail Name | Hrs of Psychiatric Consultation | Hrs of Gen Practice MD Devoted to MH | Hrs of Trtmt by Jail MH Staff | Hrs of Trtmt by CSB | Hrs of Trtmt by Private Contractors | Total Hrs of MH Trtmt in the week |
|-------------|---------------------------------------|---------------------------------|--------------------------------------|-------------------------------|---------------------|-------------------------------------|-----------------------------------|
| 153 | Prince William/Manassas Regional Jail | 0 | 0 | 0 | 0 | 0 | 0 |
| 157 | Rappahannock County Jail | 0 | 0 | 0 | 0 | 0 | 0 |
| 161 | Roanoke County Jail | 5 | 0 | 34 | 6 | 4 | 49 |
| 163 | Rockbridge Regional Jail | 0 | 0 | 1 | 6 | 0 | 7 |
| 165 | Rockingham-Harrisonburg Regional Jail | 2 | 2 | 0 | 0 | 0 | 4 |
| 171 | Shenandoah County Jail | 0 | 0 | 0 | 3 | 0 | 3 |
| 175 | Southampton County Jail | 0 | 1 | 0 | 0 | 0 | 1 |
| 183 | Sussex County Jail | 0 | 0 | 0 | 3 | 0 | 3 |
| 187 | Warren County Jail | 2 | 3 | 3 | 0 | 0 | 8 |
| 193 | Northern Neck Regional Jail | 0 | 0 | 0 | 0 | 0 | 0 |
| 220 | Danville City Jail Farm | 0 | 0 | 0 | 0 | 0 | 0 |
| 250 | Newport News Jail Farm | 0 | 0 | 0 | 0 | 0 | 0 |
| 460 | Pamunkey Regional Jail | 4 | 0 | 7 | 6 | 0 | 17 |
| 465 | Riverside Regional Jail | 8 | 6 | 40 | 84 | 24 | 162 |
| 470 | Virginia Peninsula Regional Jail | 4 | 0 | 20 | 100 | 80 | 204 |
| 475 | Hampton Roads Regional Jail | 12 | 0 | 0 | 0 | 135 | 147 |
| 480 | New River Valley Regional Jail | 0 | 1 | 0 | 6 | 2 | 9 |
| 485 | Blue Ridge Regional Jail | 6 | 0 | 2 | 0 | 32 | 40 |
| 490 | Peumansend Creek Regional Jail | 0 | 0 | 0 | 0 | 0 | 0 |
| 491 | Southside Regional Jail | 0 | 0 | 0 | 21 | 0 | 21 |
| 492 | Southwest Virginia Regional Jail | 7 | 0 | 0 | 0 | 25 | 32 |
| 493 | Middle River Regional Jail | 0 | 0 | 0 | 0 | 0 | 0 |
| 510 | Alexandria City Jail | 20 | 0 | 0 | 666 | 359 | 1045 |
| 520 | Bristol City Jail | 0 | 2 | 0 | 0 | 0 | 2 |
| 550 | Chesapeake City Jail | 10 | 5 | 50 | 30 | 50 | 145 |
| 590 | Danville City Jail | 0 | 1 | 0 | 2 | 0 | 3 |
| 620 | Western Tidewater Regional Jail | 4 | 0 | 40 | 15 | 0 | 59 |
| 630 | Rappahannock Regional Jail | 0 | 0 | 0 | 0 | 0 | 0 |
| 650 | Hampton City Jail | 0 | 0 | 0 | 0 | 0 | 0 |
| 690 | Martinsville City Jail | 4 | 0 | 0 | 0 | 0 | 4 |
| 700 | Newport News City Jail | 0 | 3 | 0 | 0 | 0 | 3 |
| 710 | Norfolk City Jail | 8 | 0 | 80 | 0 | 8 | 96 |

| Jail Number | Jail Name | Hrs of Psychiatric Consultation | Hrs of Gen Practice MD Devoted to MH | Hrs of Trtmt by Jail MH Staff | Hrs of Trtmt by CSB | Hrs of Trtmt by Private Contractors | Total Hrs of MH Trtmt in the week |
|-------------|--------------------------|---------------------------------|--------------------------------------|-------------------------------|---------------------|-------------------------------------|-----------------------------------|
| 730 | Petersburg City Jail | 0 | 0 | 0 | 0 | 0 | 0 |
| 740 | Portsmouth City Jail | 4 | 0 | 0 | 0 | 50 | 54 |
| 760 | Richmond City Jail | 0 | 4 | 0 | 0 | 0 | 4 |
| 770 | Roanoke City Jail | 4 | 0 | 0 | 100 | 60 | 164 |
| 810 | Virginia Beach City Jail | 9 | 10 | 0 | 0 | 74 | 93 |
| | Total | 251 | 100 | 520 | 1872 | 935 | 3678 |

Note: Treatment Services provided are for the week of October 14 through October 20, 2007.

Appendix D: Type of Mental Health Treatment Services Provided

| Jail Number | Jail Name | Inmates Receiving Individual Counseling | Inmates Receiving Group Counseling | Inmates Receiving Group Sub Abuse Treatment | Inmates Receiving Other Types of Individual or Group MH Treatment | Total Number of Inmates Receiving Treatment |
|-------------|--|---|------------------------------------|---|---|---|
| 001 | Accomack County Jail | 8 | 0 | 0 | 0 | 8 |
| 003 | Charlottesville-Albermarle Regional Jail | 54 | 0 | 30 | 0 | 84 |
| 005 | Alleghany Regional Jail | 0 | 0 | 0 | 0 | 0 |
| 009 | Amherst County Jail | 2 | 0 | 0 | 0 | 2 |
| 011 | Appomattox County Jail | 0 | 0 | 0 | 0 | 0 |
| 013 | Arlington County Jail | 46 | 24 | 48 | 41 | 159 |
| 023 | Botetourt County Jail | 2 | 0 | 0 | 0 | 2 |
| 025 | Brunswick County Jail | 0 | 0 | 0 | 0 | 0 |
| 037 | Charlotte County Jail | 0 | 0 | 0 | 0 | 0 |
| 041 | Chesterfield County Jail | 12 | 0 | 0 | 0 | 12 |
| 047 | Culpeper County Jail | 0 | 0 | 0 | 0 | 0 |
| 053 | Dinwiddie County Jail | 1 | 0 | 0 | 0 | 1 |
| 059 | Fairfax County Jail | 0 | 0 | 0 | 0 | 0 |
| 061 | Fauquier County Jail | 0 | 0 | 0 | 2 | 2 |
| 067 | Franklin County Jail | 0 | 0 | 0 | 0 | 0 |
| 069 | Northwestern Regional Jail | 0 | 0 | 0 | 0 | 0 |
| 073 | Gloucester County Jail | 0 | 0 | 5 | 0 | 5 |
| 087 | Henrico County Jail | 87 | 0 | 290 | 0 | 377 |
| 089 | Henry County Jail | 0 | 0 | 0 | 0 | 0 |
| 103 | Lancaster County Jail | 0 | 0 | 1 | 0 | 1 |
| 107 | Loudoun County Jail | 8 | 0 | 23 | 14 | 45 |
| 117 | Mecklenburg County Jail | 0 | 0 | 40 | 0 | 40 |
| 119 | Middle Peninsula Regional Jail | 30 | 68 | 58 | 52 | 208 |
| 121 | Montgomery County Jail | 0 | 0 | 0 | 0 | 0 |
| 131 | Northampton County Jail | 4 | 0 | 0 | 0 | 4 |
| 135 | Piedmont Regional Jail | 0 | 0 | 0 | 0 | 0 |
| 137 | Central Virginia Regional Jail | 7 | 0 | 11 | 0 | 18 |
| 139 | Page County Jail | 3 | 10 | 10 | 0 | 23 |

| Jail Number | Jail Name | Inmates Receiving Individual Counseling | Inmates Receiving Group Counseling | Inmates Receiving Group Sub Abuse Treatment | Inmates Receiving Other Types of Individual or Group MH Treatment | Total Number of Inmates Receiving Treatment |
|-------------|---------------------------------------|---|------------------------------------|---|---|---|
| 141 | Patrick County Jail | 0 | 0 | 0 | 0 | 0 |
| 143 | Pittsylvania County Jail | 18 | 14 | 9 | 2 | 43 |
| 153 | Prince William/Manassas Regional Jail | 0 | 0 | 0 | 0 | 0 |
| 157 | Rappahannock County Jail | 0 | 0 | 0 | 0 | 0 |
| 161 | Roanoke County Jail | 10 | 0 | 25 | 0 | 35 |
| 163 | Rockbridge Regional Jail | 0 | 0 | 0 | 0 | 0 |
| 165 | Rockingham-Harrisonburg Regional Jail | 0 | 0 | 0 | 0 | 0 |
| 171 | Shenandoah County Jail | 3 | 0 | 0 | 0 | 3 |
| 175 | Southampton County Jail | 0 | 0 | 0 | 0 | 0 |
| 183 | Sussex County Jail | 0 | 0 | 13 | 0 | 13 |
| 187 | Warren County Jail | 0 | 0 | 0 | 0 | 0 |
| 193 | Northern Neck Regional Jail | 0 | 0 | 0 | 0 | 0 |
| 220 | Danville City Jail Farm | 0 | 0 | 0 | 0 | 0 |
| 250 | Newport News Jail Farm | 0 | 0 | 0 | 0 | 0 |
| 460 | Pamunkey Regional Jail | 0 | 0 | 0 | 0 | 0 |
| 465 | Riverside Regional Jail | 0 | 0 | 173 | 88 | 261 |
| 470 | Virginia Peninsula Regional Jail | 1 | 0 | 33 | 0 | 34 |
| 475 | Hampton Roads Regional Jail | 0 | 0 | 0 | 0 | 0 |
| 480 | New River Valley Regional Jail | 5 | 0 | 28 | 0 | 33 |
| 485 | Blue Ridge Regional Jail | 32 | 0 | 58 | 0 | 90 |
| 490 | Peumansend Creek Regional Jail | 0 | 0 | 0 | 0 | 0 |
| 491 | Southside Regional Jail | 0 | 48 | 48 | 0 | 96 |
| 492 | Southwest Virginia Regional Jail | 0 | 0 | 0 | 0 | 0 |
| 493 | Middle River Regional Jail | 0 | 0 | 0 | 0 | 0 |
| 510 | Alexandria City Jail | 33 | 1 | 26 | 59 | 119 |
| 520 | Bristol City Jail | 1 | 0 | 0 | 0 | 1 |
| 550 | Chesapeake City Jail | 50 | 0 | 0 | 0 | 50 |
| 590 | Danville City Jail | 6 | 0 | 0 | 3 | 9 |
| 620 | Western Tidewater Regional Jail | 28 | 0 | 19 | 18 | 65 |
| 630 | Rappahannock Regional Jail | 0 | 0 | 0 | 0 | 0 |
| 650 | Hampton City Jail | 0 | 0 | 0 | 0 | 0 |
| 690 | Martinsville City Jail | 4 | 0 | 0 | 2 | 6 |

| Jail Number | Jail Name | Inmates Receiving Individual Counseling | Inmates Receiving Group Counseling | Inmates Receiving Group Sub Abuse Treatment | Inmates Receiving Other Types of Individual or Group MH Treatment | Total Number of Inmates Receiving Treatment |
|----------------|--------------------------|--|---|---|--|---|
| 700 | Newport News City Jail | 0 | 0 | 0 | 0 | 0 |
| 710 | Norfolk City Jail | 97 | 0 | 0 | 0 | 97 |
| 730 | Petersburg City Jail | 0 | 0 | 0 | 0 | 0 |
| 740 | Portsmouth City Jail | 31 | 0 | 0 | 0 | 31 |
| 760 | Richmond City Jail | 0 | 0 | 0 | 0 | 0 |
| 770 | Roanoke City Jail | 0 | 0 | 24 | 0 | 24 |
| 810 | Virginia Beach City Jail | 10 | 0 | 94 | 0 | 104 |
| | Total | 593 | 165 | 1066 | 281 | 2105 |

Appendix E: Mental Health Medication Dispensed

| Jail Number | Jail Name | Inmates Receiving Anti-Psychotic Meds | Inmates Receiving Mood Stabilizing Meds | Inmates Receiving Anti-Depressant Meds | Inmates Receiving Anti-Anxiety Meds | Total Medications Dispensed |
|-------------|--|---------------------------------------|---|--|-------------------------------------|-----------------------------|
| 001 | Accomack County Jail | 16 | 0 | 18 | 4 | 38 |
| 003 | Charlottesville-Albermarle Regional Jail | 25 | 19 | 62 | 0 | 106 |
| 005 | Alleghany Regional Jail | 0 | 0 | 0 | 0 | 0 |
| 009 | Amherst County Jail | 35 | 29 | 28 | 2 | 94 |
| 011 | Appomattox County Jail | 3 | 1 | 4 | 2 | 10 |
| 013 | Arlington County Jail | 58 | 110 | 101 | 9 | 278 |
| 023 | Botetourt County Jail | 2 | 2 | 3 | 0 | 7 |
| 025 | Brunswick County Jail | 1 | 1 | 0 | 0 | 2 |
| 037 | Charlotte County Jail | 3 | 0 | 7 | 3 | 13 |
| 041 | Chesterfield County Jail | 22 | 5 | 29 | 10 | 66 |
| 047 | Culpeper County Jail | 8 | 3 | 5 | 3 | 19 |
| 053 | Dinwiddie County Jail | 6 | 4 | 4 | 0 | 14 |
| 059 | Fairfax County Jail | 119 | 57 | 103 | 8 | 287 |
| 061 | Fauquier County Jail | 7 | 3 | 20 | 0 | 30 |
| 067 | Franklin County Jail | 14 | 4 | 9 | 2 | 29 |
| 069 | Northwestern Regional Jail | 22 | 13 | 39 | 0 | 74 |
| 073 | Gloucester County Jail | 12 | 1 | 20 | 2 | 35 |
| 087 | Henrico County Jail | 64 | 30 | 90 | 32 | 216 |
| 089 | Henry County Jail | 24 | 3 | 18 | 4 | 49 |
| 103 | Lancaster County Jail | 1 | 1 | 0 | 2 | 4 |
| 107 | Loudoun County Jail | 11 | 7 | 17 | 2 | 37 |
| 117 | Mecklenburg County Jail | 11 | 10 | 40 | 0 | 61 |
| 119 | Middle Peninsula Regional Jail | 25 | 18 | 10 | 0 | 53 |
| 121 | Montgomery County Jail | 13 | 8 | 20 | 6 | 47 |
| 131 | Northampton County Jail | 8 | 2 | 13 | 3 | 26 |
| 135 | Piedmont Regional Jail | 15 | 9 | 10 | 15 | 49 |
| 137 | Central Virginia Regional Jail | 18 | 16 | 50 | 2 | 86 |
| 139 | Page County Jail | 9 | 9 | 8 | 0 | 26 |
| 141 | Patrick County Jail | 0 | 0 | 0 | 0 | 0 |
| 143 | Pittsylvania County Jail | 5 | 2 | 13 | 0 | 20 |
| 153 | Prince William/Manassas Regional Jail | 0 | 0 | 0 | 0 | 0 |

| Jail Number | Jail Name | Inmates Receiving Anti-Psychotic Meds | Inmates Receiving Mood Stabilizing Meds | Inmates Receiving Anti-Depressant Meds | Inmates Receiving Anti-Anxiety Meds | Total Medications Dispensed |
|-------------|---------------------------------------|---------------------------------------|---|--|-------------------------------------|-----------------------------|
| 157 | Rappahannock County Jail | 1 | 0 | 0 | 0 | 1 |
| 161 | Roanoke County Jail | 26 | 0 | 54 | 0 | 80 |
| 163 | Rockbridge Regional Jail | 6 | 3 | 9 | 2 | 20 |
| 165 | Rockingham-Harrisonburg Regional Jail | 10 | 0 | 0 | 0 | 10 |
| 171 | Shenandoah County Jail | 12 | 12 | 11 | 2 | 37 |
| 175 | Southampton County Jail | 5 | 5 | 2 | 2 | 14 |
| 183 | Sussex County Jail | 7 | 0 | 1 | 2 | 10 |
| 187 | Warren County Jail | 4 | 11 | 7 | 2 | 24 |
| 193 | Northern Neck Regional Jail | 0 | 0 | 0 | 0 | 0 |
| 220 | Danville City Jail Farm | 0 | 0 | 0 | 0 | 0 |
| 250 | Newport News Jail Farm | 0 | 0 | 0 | 0 | 0 |
| 460 | Pamunkey Regional Jail | 23 | 11 | 24 | 4 | 62 |
| 465 | Riverside Regional Jail | 55 | 50 | 212 | 0 | 317 |
| 470 | Virginia Peninsula Regional Jail | 13 | 5 | 32 | 13 | 63 |
| 475 | Hampton Roads Regional Jail | 245 | 110 | 205 | 50 | 610 |
| 480 | New River Valley Regional Jail | 18 | 15 | 50 | 0 | 83 |
| 485 | Blue Ridge Regional Jail | 165 | 109 | 236 | 14 | 524 |
| 490 | Peumansend Creek Regional Jail | 0 | 0 | 0 | 0 | 0 |
| 491 | Southside Regional Jail | 17 | 3 | 8 | 1 | 29 |
| 492 | Southwest Virginia Regional Jail | 49 | 45 | 1 | 2 | 97 |
| 493 | Middle River Regional Jail | 0 | 0 | 0 | 0 | 0 |
| 510 | Alexandria City Jail | 42 | 14 | 61 | 7 | 124 |
| 520 | Bristol City Jail | 3 | 22 | 16 | 0 | 41 |
| 550 | Chesapeake City Jail | 43 | 23 | 68 | 7 | 141 |
| 590 | Danville City Jail | 16 | 13 | 36 | 0 | 65 |
| 620 | Western Tidewater Regional Jail | 50 | 27 | 37 | 12 | 126 |
| 630 | Rappahannock Regional Jail | 0 | 0 | 0 | 0 | 0 |
| 650 | Hampton City Jail | 4 | 3 | 0 | 0 | 7 |
| 690 | Martinsville City Jail | 13 | 3 | 8 | 10 | 34 |
| 700 | Newport News City Jail | 0 | 0 | 0 | 0 | 0 |
| 710 | Norfolk City Jail | 28 | 17 | 45 | 0 | 90 |
| 730 | Petersburg City Jail | 0 | 0 | 0 | 0 | 0 |
| 740 | Portsmouth City Jail | 9 | 5 | 1 | 0 | 15 |

| Jail Number | Jail Name | Inmates Receiving Anti-Psychotic Meds | Inmates Receiving Mood Stabilizing Meds | Inmates Receiving Anti- Depressant Meds | Inmates Receiving Anti-Anxiety Meds | Total Medications Dispensed |
|----------------|--------------------------|--|---|---|--|-----------------------------------|
| 760 | Richmond City Jail | 24 | 3 | 16 | 0 | 43 |
| 770 | Roanoke City Jail | 66 | 22 | 93 | 47 | 228 |
| 810 | Virginia Beach City Jail | 74 | 72 | 110 | 38 | 294 |
| | Totals | 1585 | 970 | 2084 | 326 | 4965 |

Appendix F: Mental Health Treatment Expenditures

| Jail Number | Jail Name | FY07 Reported Cost of MH Meds | FY07 Reported Cost of MH Services (excluding meds) | Total Reported Treatment Cost |
|-------------|--|-------------------------------|--|-------------------------------|
| 001 | Accomack County Jail | \$13,992 | \$26,801 | \$40,793 |
| 003 | Charlottesville-Albermarle Regional Jail | \$169,018 | \$216,000 | \$385,018 |
| 005 | Alleghany Regional Jail | \$0 | \$0 | \$0 |
| 009 | Amherst County Jail | \$105,000 | \$105,000 | \$210,000 |
| 011 | Appomattox County Jail | \$0 | \$0 | \$0 |
| 013 | Arlington County Jail | \$85,567 | \$270,000 | \$355,567 |
| 023 | Botetourt County Jail | \$0 | \$0 | \$0 |
| 025 | Brunswick County Jail | \$20,000 | \$4,000 | \$24,000 |
| 037 | Charlotte County Jail | \$0 | \$0 | \$0 |
| 041 | Chesterfield County Jail | \$86,670 | \$45,000 | \$131,670 |
| 047 | Culpeper County Jail | \$0 | \$0 | \$0 |
| 053 | Dinwiddie County Jail | \$480 | \$1,480 | \$1,960 |
| 059 | Fairfax County Jail | \$390,865 | \$952,535 | \$1,343,400 |
| 061 | Fauquier County Jail | \$0 | \$0 | \$0 |
| 067 | Franklin County Jail | \$10,000 | \$10,000 | \$20,000 |
| 069 | Northwestern Regional Jail | \$69,271 | \$104,574 | \$173,845 |
| 073 | Gloucester County Jail | \$68,602 | \$80,000 | \$148,602 |
| 087 | Henrico County Jail | \$340,262 | \$641,966 | \$982,228 |
| 089 | Henry County Jail | \$0 | \$0 | \$0 |
| 103 | Lancaster County Jail | \$450 | \$5,000 | \$5,450 |
| 107 | Loudoun County Jail | \$28,409 | \$4,594 | \$33,003 |
| 117 | Mecklenburg County Jail | \$37,495 | \$0 | \$37,495 |
| 119 | Middle Peninsula Regional Jail | \$74,709 | \$309,000 | \$383,709 |
| 121 | Montgomery County Jail | \$0 | \$13,902 | \$13,902 |
| 131 | Northampton County Jail | \$10,775 | \$3,000 | \$13,775 |
| 135 | Piedmont Regional Jail | \$106,198 | \$0 | \$106,198 |
| 137 | Central Virginia Regional Jail | \$115,753 | \$84,095 | \$199,848 |
| 139 | Page County Jail | \$11,988 | \$3,020 | \$15,008 |
| 141 | Patrick County Jail | \$0 | \$0 | \$0 |
| 143 | Pittsylvania County Jail | \$0 | \$0 | \$0 |
| 153 | Prince William/Manassas Regional Jail | \$0 | \$0 | \$0 |
| 157 | Rappahannock County Jail | \$200 | \$1,000 | \$1,200 |
| 161 | Roanoke County Jail | \$30,000 | \$138,950 | \$168,950 |
| 163 | Rockbridge Regional Jail | \$36,000 | \$17,400 | \$53,400 |
| 165 | Rockingham-Harrisonburg Regional Jail | \$0 | \$0 | \$0 |
| 171 | Shenandoah County Jail | \$0 | \$0 | \$0 |
| 175 | Southampton County Jail | \$12,000 | \$748 | \$12,748 |
| 183 | Sussex County Jail | \$7,500 | \$7,500 | \$15,000 |

| Jail Number | Jail Name | FY07 Reported Cost of MH Meds | FY07 Reported Cost of MH Services (excluding meds) | Total Reported Treatment Cost |
|-------------|----------------------------------|-------------------------------|--|-------------------------------|
| 187 | Warren County Jail | \$3,000 | \$50,000 | \$53,000 |
| 193 | Northern Neck Regional Jail | \$0 | \$0 | \$0 |
| 220 | Danville City Jail Farm | \$0 | \$0 | \$0 |
| 250 | Newport News Jail Farm | \$0 | \$0 | \$0 |
| 460 | Pamunkey Regional Jail | \$135,058 | \$0 | \$135,058 |
| 465 | Riverside Regional Jail | \$385,200 | \$280,357 | \$665,557 |
| 470 | Virginia Peninsula Regional Jail | \$67,962 | \$16,758 | \$84,720 |
| 475 | Hampton Roads Regional Jail | \$240,000 | \$289,000 | \$529,000 |
| 480 | New River Valley Regional Jail | \$17,559 | \$60,593 | \$78,152 |
| 485 | Blue Ridge Regional Jail | \$77,738 | \$428,970 | \$506,708 |
| 490 | Peumansend Creek Regional Jail | \$0 | \$0 | \$0 |
| 491 | Southside Regional Jail | \$8,500 | \$938 | \$9,438 |
| 492 | Southwest Virginia Regional Jail | \$91,855 | \$185,000 | \$276,855 |
| 493 | Middle River Regional Jail | \$0 | \$0 | \$0 |
| 510 | Alexandria City Jail | \$93,000 | \$1,315,274 | \$1,408,274 |
| 520 | Bristol City Jail | \$27,000 | \$27,000 | \$54,000 |
| 550 | Chesapeake City Jail | \$235,394 | \$180,000 | \$415,394 |
| 590 | Danville City Jail | \$16,500 | \$2,000 | \$18,500 |
| 620 | Western Tidewater Regional Jail | \$206,648 | \$72,400 | \$279,048 |
| 630 | Rappahannock Regional Jail | \$0 | \$0 | \$0 |
| 650 | Hampton City Jail | \$15,274 | \$0 | \$15,274 |
| 690 | Martinsville City Jail | \$7,500 | \$0 | \$7,500 |
| 700 | Newport News City Jail | \$0 | \$0 | \$0 |
| 710 | Norfolk City Jail | \$18,943 | \$175,200 | \$194,143 |
| 730 | Petersburg City Jail | \$0 | \$0 | \$0 |
| 740 | Portsmouth City Jail | \$1,300 | \$50,000 | \$51,300 |
| 760 | Richmond City Jail | \$290,964 | \$39,970 | \$330,934 |
| 770 | Roanoke City Jail | \$28,000 | \$55,000 | \$83,000 |
| 810 | Virginia Beach City Jail | \$129,954 | \$162,800 | \$292,754 |
| | Total | \$3,928,553 | \$6,436,825 | \$10,365,378 |